



US00D922706S

(12) **United States Design Patent**  
**Simonetti**

(10) **Patent No.:** **US D922,706 S**  
(45) **Date of Patent:** **\*\* Jun. 15, 2021**

(54) **BIN**  
(71) Applicant: **PLAST-MECCANICA SOCIETA'**  
**PER AZIONI**, Castelbellino (IT)  
(72) Inventor: **Lorenzo Simonetti**, Jesi (IT)

D643,583 S \* 8/2011 Duvigneau ..... D32/37  
D706,508 S \* 6/2014 Duvigneau ..... D32/37  
D831,923 S \* 10/2018 Duvigneau ..... D34/37  
2001/0027977 A1 \* 10/2001 Hall ..... D06F 95/002  
220/523  
2013/0270131 A1 \* 10/2013 Shieh ..... D06F 95/002  
206/278

(\*\*) Term: **15 Years**

**FOREIGN PATENT DOCUMENTS**

(21) Appl. No.: **29/678,827**

CN 303789079 \* 8/2016  
IN 277437-0001 \* 6/2018

(22) Filed: **Jan. 31, 2019**

**OTHER PUBLICATIONS**

(51) **LOC (13) Cl.** ..... **09-04**

(52) **U.S. Cl.**

USPC ..... **D32/37**

(58) **Field of Classification Search**

USPC ..... D32/1, 14.1, 30, 35-37, 47, 58-59;  
D3/305-307

CPC .. A61L 2/10; A47L 25/00; A47L 23/20; B01J  
19/08; G01N 21/00; G01J 3/10; D06F  
58/04

See application file for complete search history.

Plastmeccanica S.P.A.—Housewares Connect 365—Woolly Hamper, website 2020, [https://www.housewares.org/housewaresconnect365/detail?com\\_uid=00026156](https://www.housewares.org/housewaresconnect365/detail?com_uid=00026156), site visited Mar. 28, 2020.\*

\* cited by examiner

*Primary Examiner* — John R Yeh

(57) **CLAIM**

The ornamental design for a bin, as shown and described.

(56) **References Cited**

**DESCRIPTION**

**U.S. PATENT DOCUMENTS**

D57,535 S \* 4/1921 Loewenberg ..... D3/306  
D63,106 S \* 10/1923 Krisher ..... D32/37  
D76,017 S \* 8/1928 Halpert ..... D32/37  
D142,649 S \* 10/1945 Kohen ..... D32/37  
D147,724 S \* 10/1947 Gleitsman ..... D32/37  
D274,662 S \* 7/1984 Fausel ..... D32/37  
D302,069 S \* 7/1989 Yoshikawa ..... D3/312  
D305,271 S \* 12/1989 Yoshikawa ..... D3/309  
D305,274 S \* 12/1989 Yoshikawa ..... D3/314  
D305,473 S \* 1/1990 Yoshikawa ..... D3/309  
D342,365 S \* 12/1993 Conaway ..... D32/37  
D362,931 S \* 10/1995 Brightbill ..... D32/37

FIG. 1 is a perspective view of a bin showing my new design.

FIG. 2 is a front view thereof;

FIG. 3 is a rear view thereof;

FIG. 4 is a side view thereof;

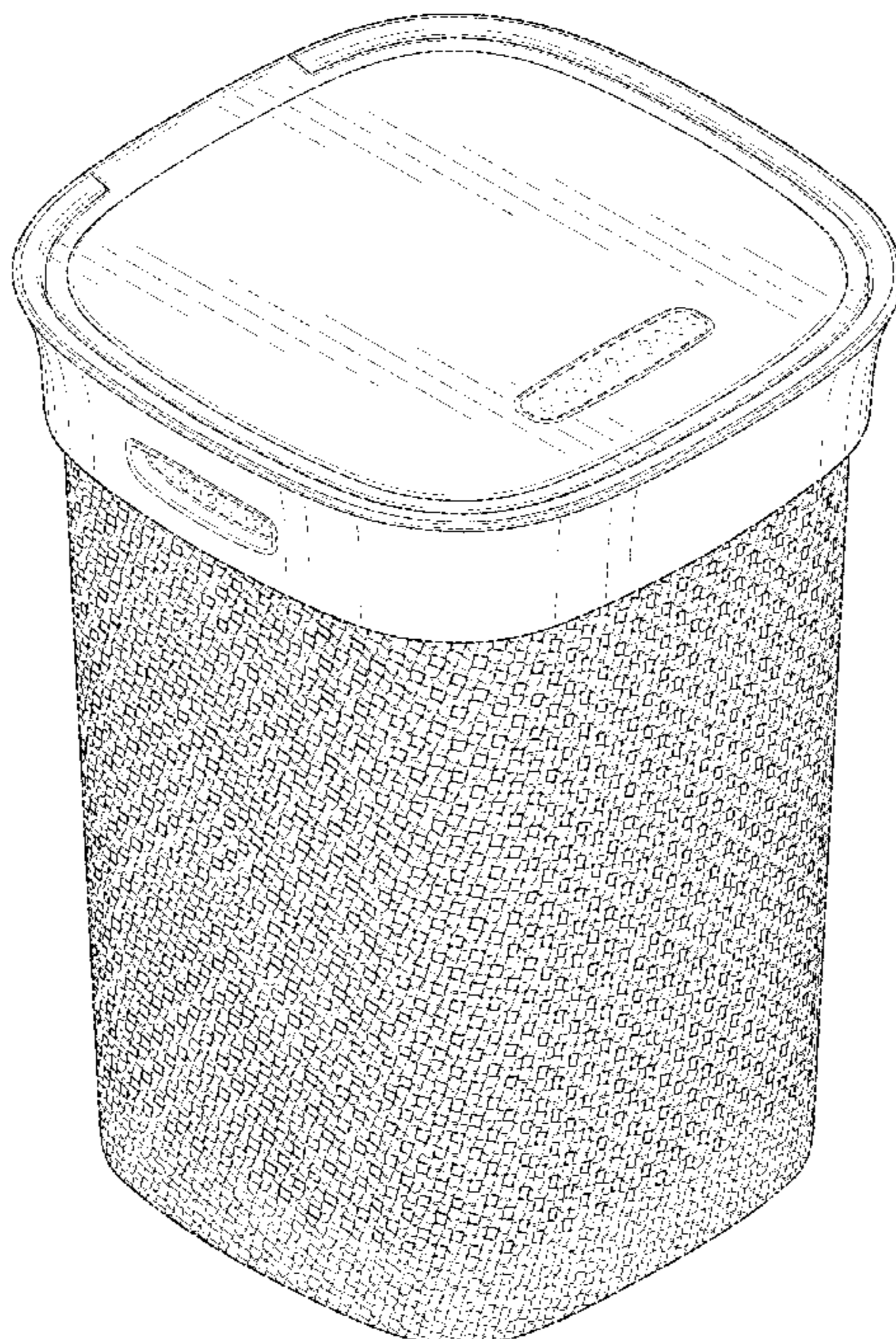
FIG. 5 is an opposite side view being thereof;

FIG. 6 is a top view thereof; and,

FIG. 7 is a bottom view thereof.

The broken lines in the figures depict portions of the bin that form no part of the claimed design.

**1 Claim, 7 Drawing Sheets**





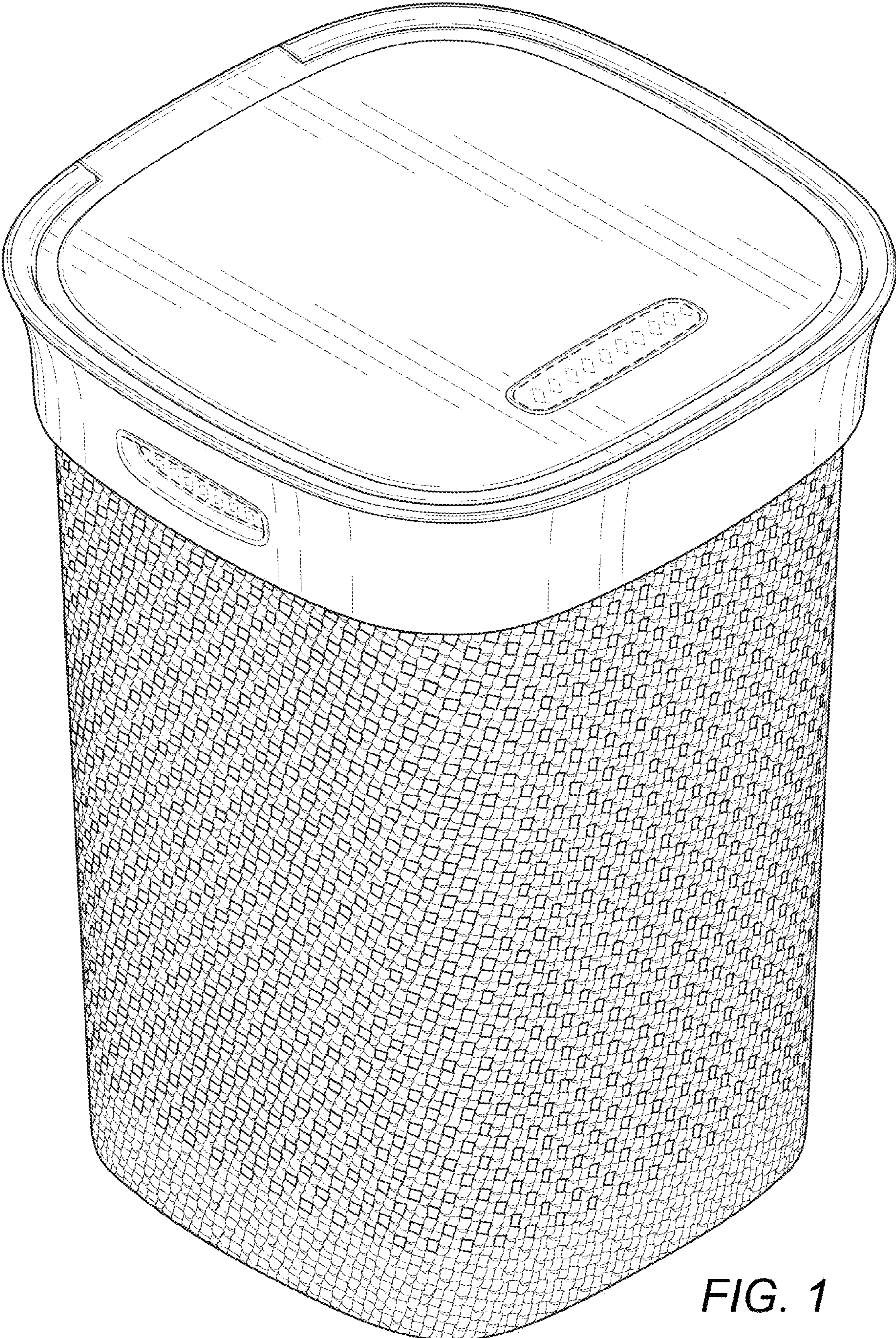




FIG. 1






*FIG. 2*





*FIG. 3*





*FIG. 4*




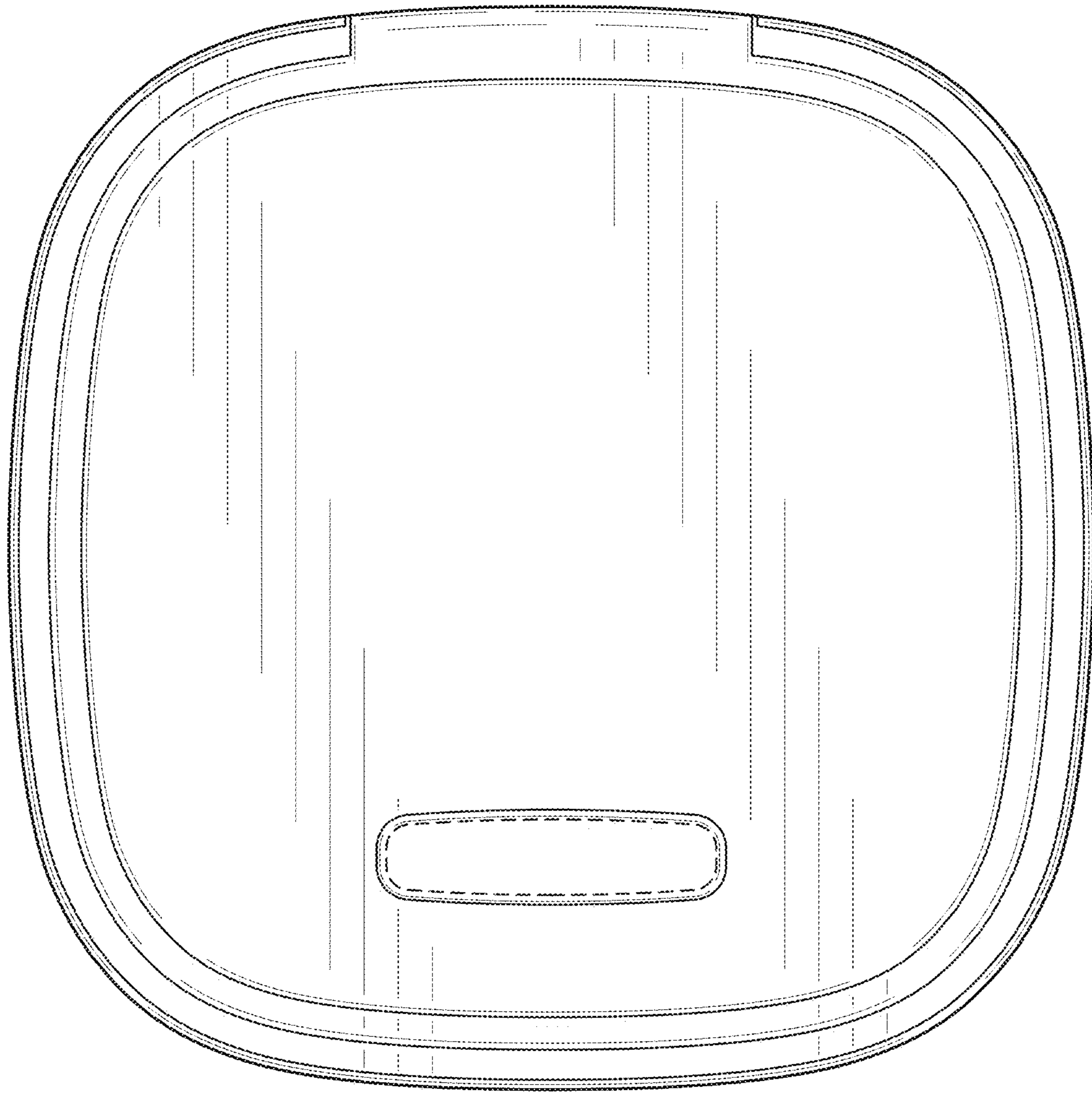
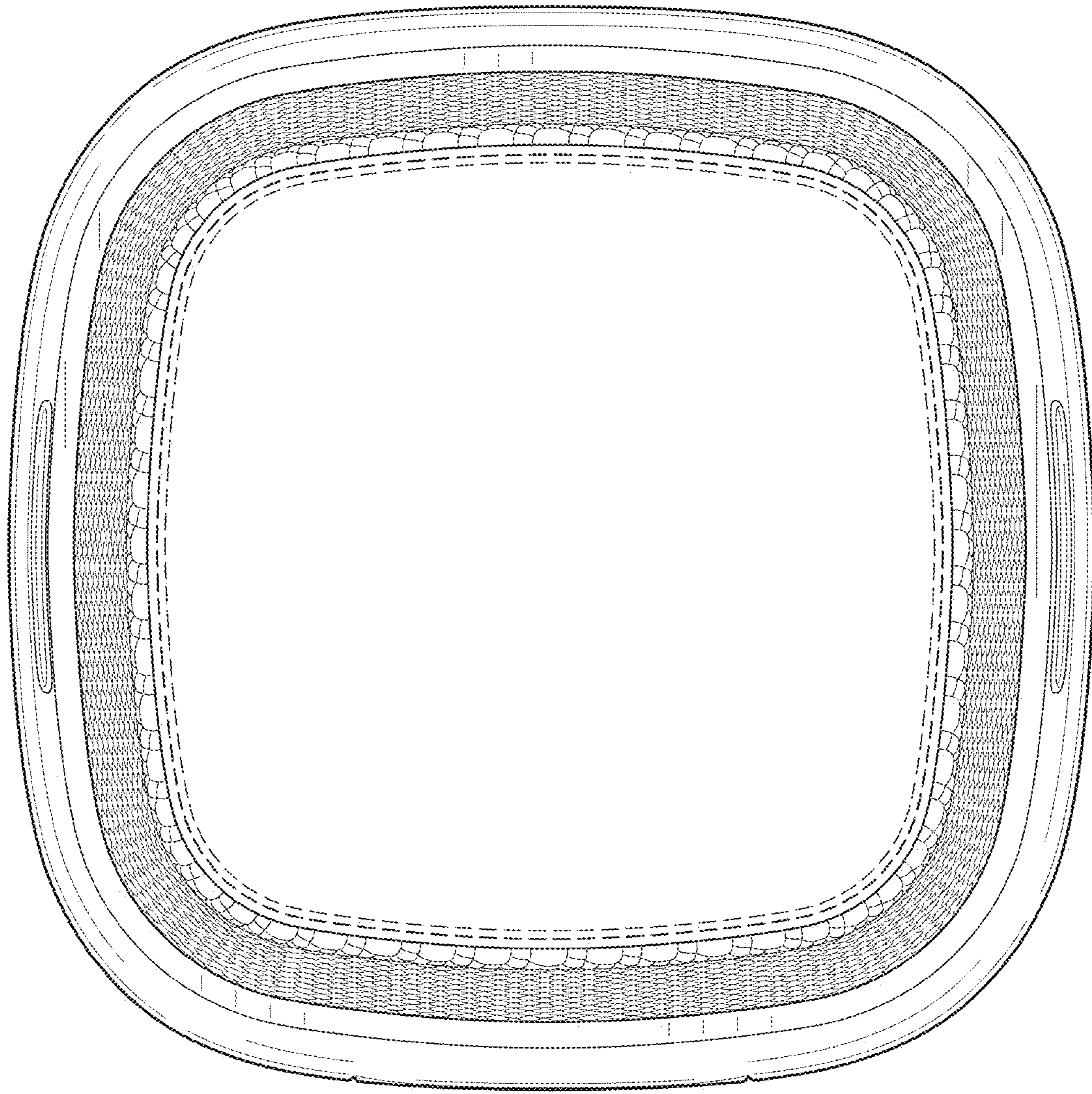


FIG. 5





*FIG. 6*



*FIG. 7*