US00D922693S

(12) United States Design Patent

Bourque et al.

(10) Patent No.: US D922,693 S
(45) Date of Patent: ** Jun. 15, 2021

(54) **MOUNTING RAIL NODE**

(71) Applicant: **Gentex Corporation**, Simpson, PA (US)

(72) Inventors: **Stephen Bourque**, Littleton, MA (US); **Michael Lawrence Franzino**, Bedford, NH (US); **Ross Fade Barber**, Auburn, NH (US)

(73) Assignee: **Gentex Corporation**, Simpson, PA (US)

(**) Term: **15 Years**

(21) Appl. No.: **29/752,259**

(22) Filed: **Sep. 25, 2020**

Related U.S. Application Data

(63) Continuation of application No. 29/735,709, filed on May 22, 2020, now Pat. No. Des. 900,407.

(51) **LOC (13) Cl.** **02-99**

(52) **U.S. Cl.**
USPC **D29/122**

(58) **Field of Classification Search**
USPC D29/122, 102–110; D2/878
CPC .. A42B 3/04; A42B 3/163; A42B 3/08; A42B 3/10; A42B 3/16; A42B 3/166; A42B 3/127; A42B 3/14; A42B 3/142; A42B 3/145; A42B 3/147; A42B 3/32; A42B 7/00; A42B 3/226; A42B 3/227; A42B 1/248; A42B 3/003; A42B 3/0406; A42B 3/0426; A42B 3/0433; A42B 3/0493; A42B

(Continued)

(56) **References Cited**

U.S. PATENT DOCUMENTS

D202,539 S 10/1965 Atlas et al.
4,077,007 A * 2/1978 McKinney A42B 3/30 455/142

(Continued)

FOREIGN PATENT DOCUMENTS

CN 302271833 1/2013
CN 302718619 1/2014

(Continued)

OTHER PUBLICATIONS

Layouts in Flutter (on-line), dated Mar. 30, 2019. Retrieved from Internet Feb. 4, 2021, URL: https://web.archive.org/web/20190330203206/https://flutter.dev/docs/development/ui/layout (2 pages) (Year: 2019).*

(Continued)

Primary Examiner — Kimberly Barnes
(74) *Attorney, Agent, or Firm* — Morgan, Lewis & Bockius LLP

(57) **CLAIM**

The ornamental design for a mounting rail node, as shown and described.

DESCRIPTION

FIG. **1** is a rear perspective view of a mounting rail node showing our new design;
FIG. **2** is a left-side elevational view thereof;
FIG. **3** is a right-side elevational view thereof;
FIG. **4** is a front elevational view thereof;
FIG. **5** is a rear elevational view thereof;
FIG. **6** is a top plan view thereof;
FIG. **7** is a bottom plan view thereof; and,
FIG. **8** is an enlarged view of a portion of FIG. **1**.
The dash-dot-dash broken lines in FIG. **8** illustrate the perimeter of a portion of the mounting rail node that is shown enlarged. The dash-dot-dash broken lines form no part of the claimed design. The other broken lines illustrate structure or features that also form no part of the claimed design.

1 Claim, 8 Drawing Sheets

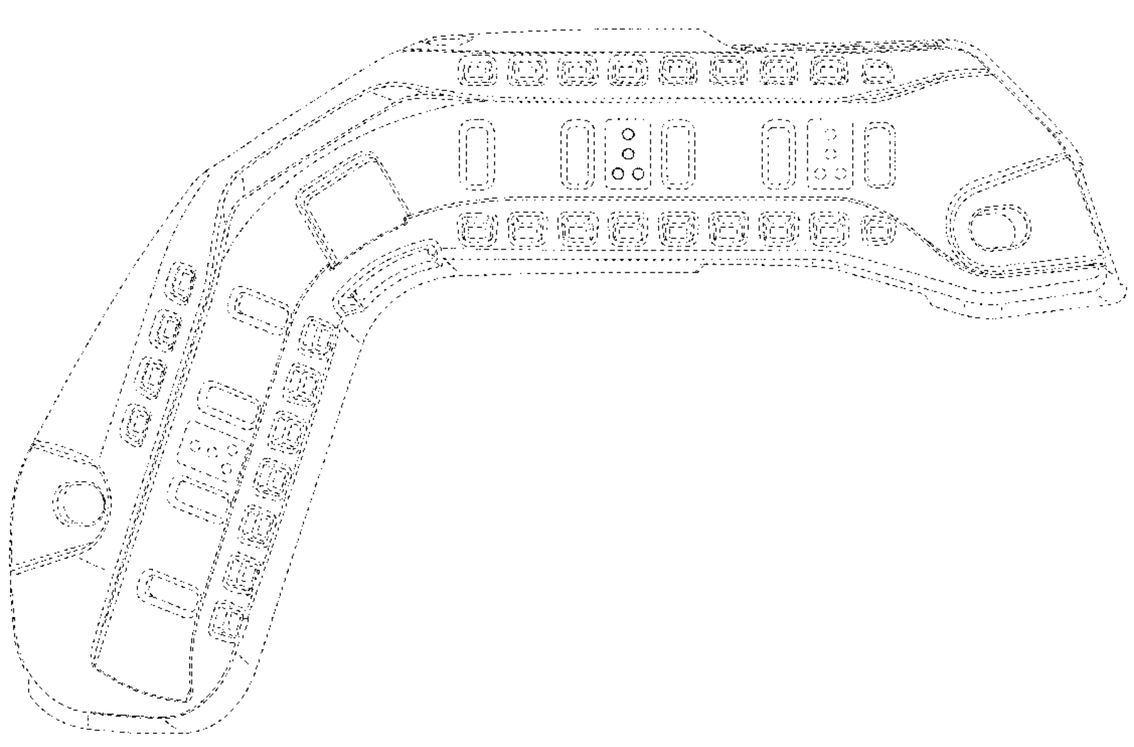

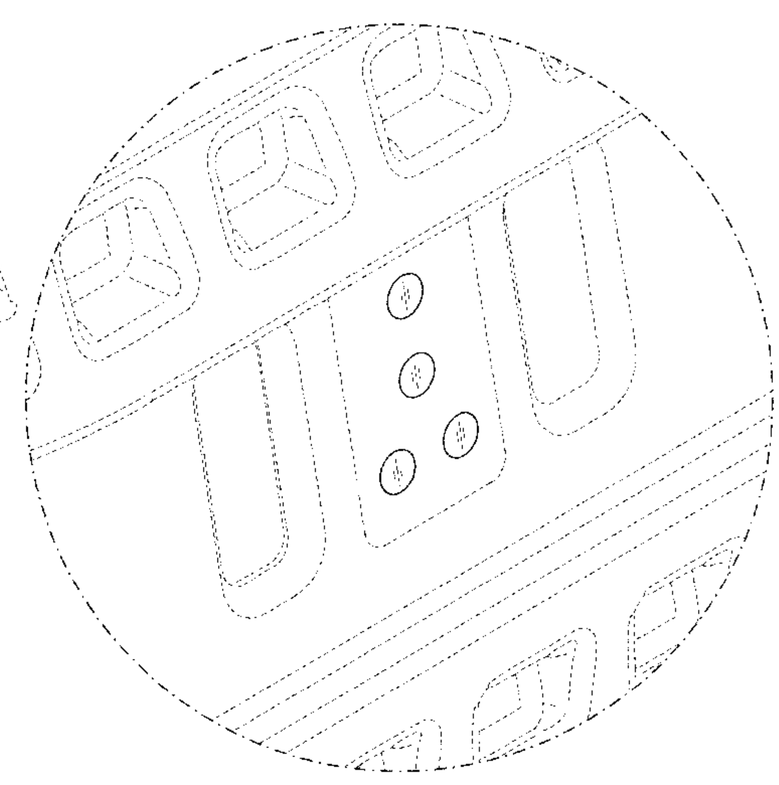

(58) **Field of Classification Search**
CPC ... 3/30; A61F 11/06; A63B 71/10; F41H 1/04
See application file for complete search history.

(56) **References Cited**

U.S. PATENT DOCUMENTS

5,736,808	A	*	4/1998	Szilagyi	A42B 3/30 310/322
6,101,256	A	*	8/2000	Steelman	H04R 5/023 381/122
D527,846	S	*	9/2006	Isenbarger	D29/103
D581,099	S	*	11/2008	Ahn	D29/107
D601,307	S	*	9/2009	Izquierdo Mediavilla	D29/107
D635,305	S		3/2011	Lebel et al.	
D638,168	S		5/2011	Lebel et al.	
D638,169	S		5/2011	Lebel et al.	
8,984,665	B2		3/2015	Celona et al.	
D750,846	S		3/2016	Noordzij et al.	
D750,847	S		3/2016	Noordzij et al.	
D766,521	S		9/2016	Hanudel	
D774,704	S		12/2016	Hancock et al.	
D777,379	S		1/2017	Mullins et al.	
D782,123	S		3/2017	Lebel et al.	
D782,124	S		3/2017	Lebel et al.	
9,622,529	B2		4/2017	Teetzel et al.	
D788,377	S		5/2017	Hanudel	
D788,379	S		5/2017	Hancock et al.	
D794,256	S		8/2017	Hancock et al.	
D805,696	S		12/2017	Lebel et al.	
D806,318	S	*	12/2017	Yang	D29/110
D807,588	S		1/2018	Hancock et al.	
D812,817	S		3/2018	Allinson	
10,165,817	B2		1/2019	Redpath	
D840,605	S		2/2019	O'Connell	
D846,810	S		4/2019	Akrapovic	
10,281,241	B2		5/2019	Noordzij et al.	
D855,258	S		7/2019	O'Connell	
10,350,113	B2		7/2019	Le et al.	
D866,867	S		11/2019	Devitt	
D869,777	S		12/2019	O'Connell	
10,507,138	B1	*	12/2019	Halfaker	G10K 11/17837
D881,380	S		4/2020	Cartwright	
10,617,168	B2		4/2020	Winters	
D897,608	S	*	9/2020	Wilson	D29/122
D900,407	S	*	10/2020	Hanudel	D29/122
2015/0189939	A1		7/2015	Roberts	
2015/0245682	A1		9/2015	McGinn et al.	
2017/0150769	A1		6/2017	Lebel et al.	
2018/0092426	A1		4/2018	Hall et al.	
2019/0101359	A1		4/2019	Zimmer	
2019/0208854	A1		7/2019	Teetzel et al.	
2019/0231016	A1		8/2019	Deshpande et al.	
2019/0320753	A1		10/2019	Le et al.	
2019/0365009	A1		12/2019	Frieder, III	
2019/0372268	A1	*	12/2019	Sitbon	A41D 1/005
2020/0077732	A1		3/2020	O'Connell et al.	
2021/0030097	A1	*	2/2021	Morgan	A61B 5/0205

FOREIGN PATENT DOCUMENTS

CN	302755116	3/2014
CN	303092194	2/2015
CN	304754685	8/2018
CN	304785392	8/2018
CN	304840902	10/2018
CN	304954523	12/2018
CN	304954524	12/2018
CN	304960249	12/2018
CN	305206019	6/2019
CN	305206020	6/2019
CN	305719310	4/2020

OTHER PUBLICATIONS

DLP Tactical Helmets, Copyright 2020, DLP Tactical, Accessed on May 21, 2020 [https://www.dlptactical.com/collections/helmets], 14 pages.
The FLUX Helmet System, Mtek USA, Accessed on May 21, 2020 [https://www.mtekusa.com/#flux], 24 pages.
Galvion Helmets, Galvion, Accessed on May 21, 2020, [https://www.galvion.com/collections/helmets], 7 pages.
OPS-Core 2012 Product Catalog, OPS-Core, Inc., 23 pages.
OPS-Core 2013 Product Catalog, OPS-Core, Inc., 23 pages.
Helmet Systems, Capability Upgrades & Accessories, Gentex Corporation, Copyright 2020, Accessed May 21, 2020 [https://shopgentexcorp.com/helmet-systems-capability-upgrades-accessories/], 4 pages.
3M™ Ballistic Helmets, 3M, Copyright 2020, Accessed on May 21, 2020 [https://www.3m.com/3M/en_US/company-us/all-3m-products/~/All-3M-Products/Manufacturing/Defense/Advanced-Materials/Defense-Protection-Systems/Ballistic-Helmets/?N=5002385+8709320+8709345+8710729+8711017+8719564+8745513+3294857497&rt=r3].

* cited by examiner

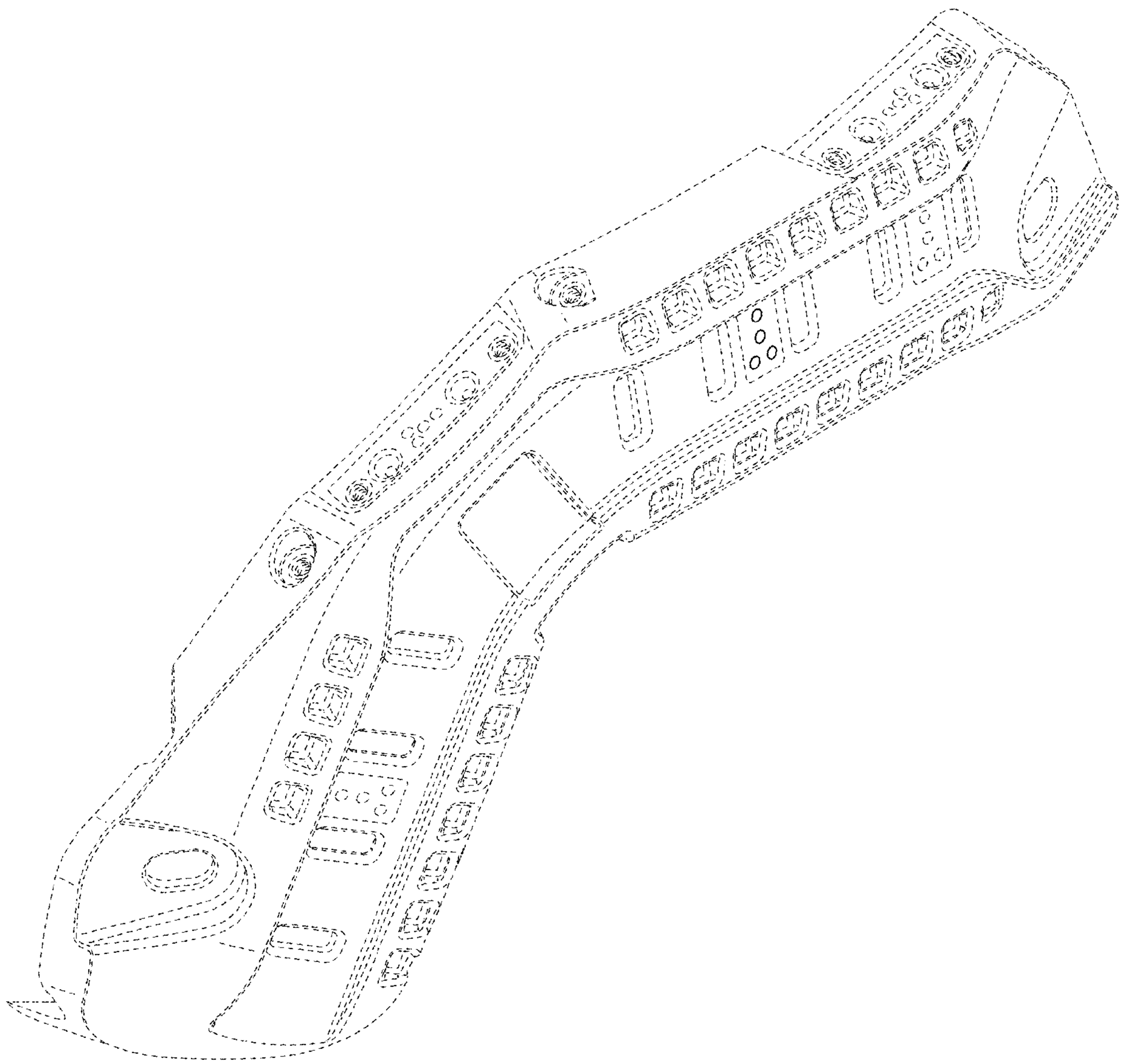

FIG. 1

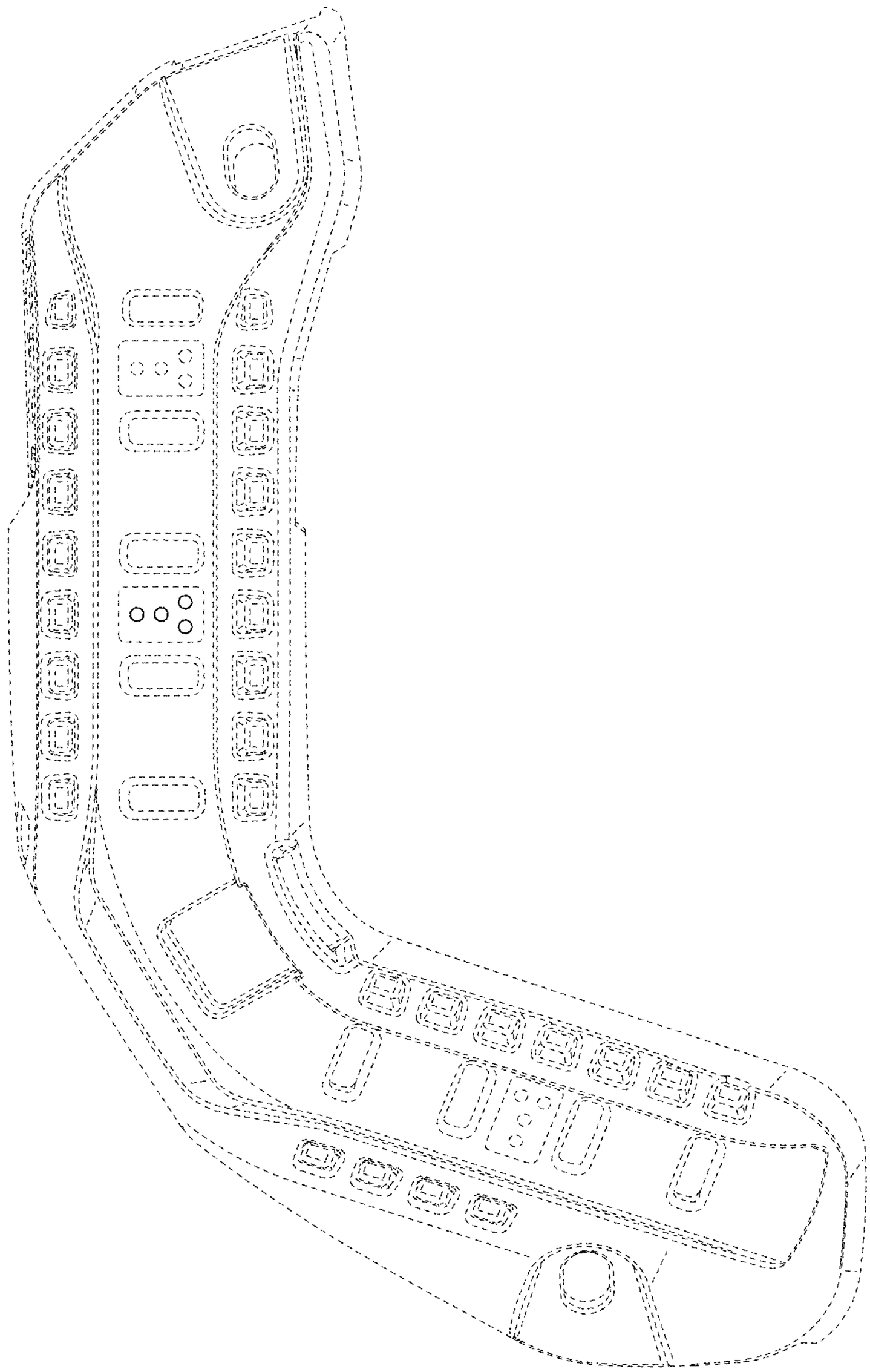

FIG. 2

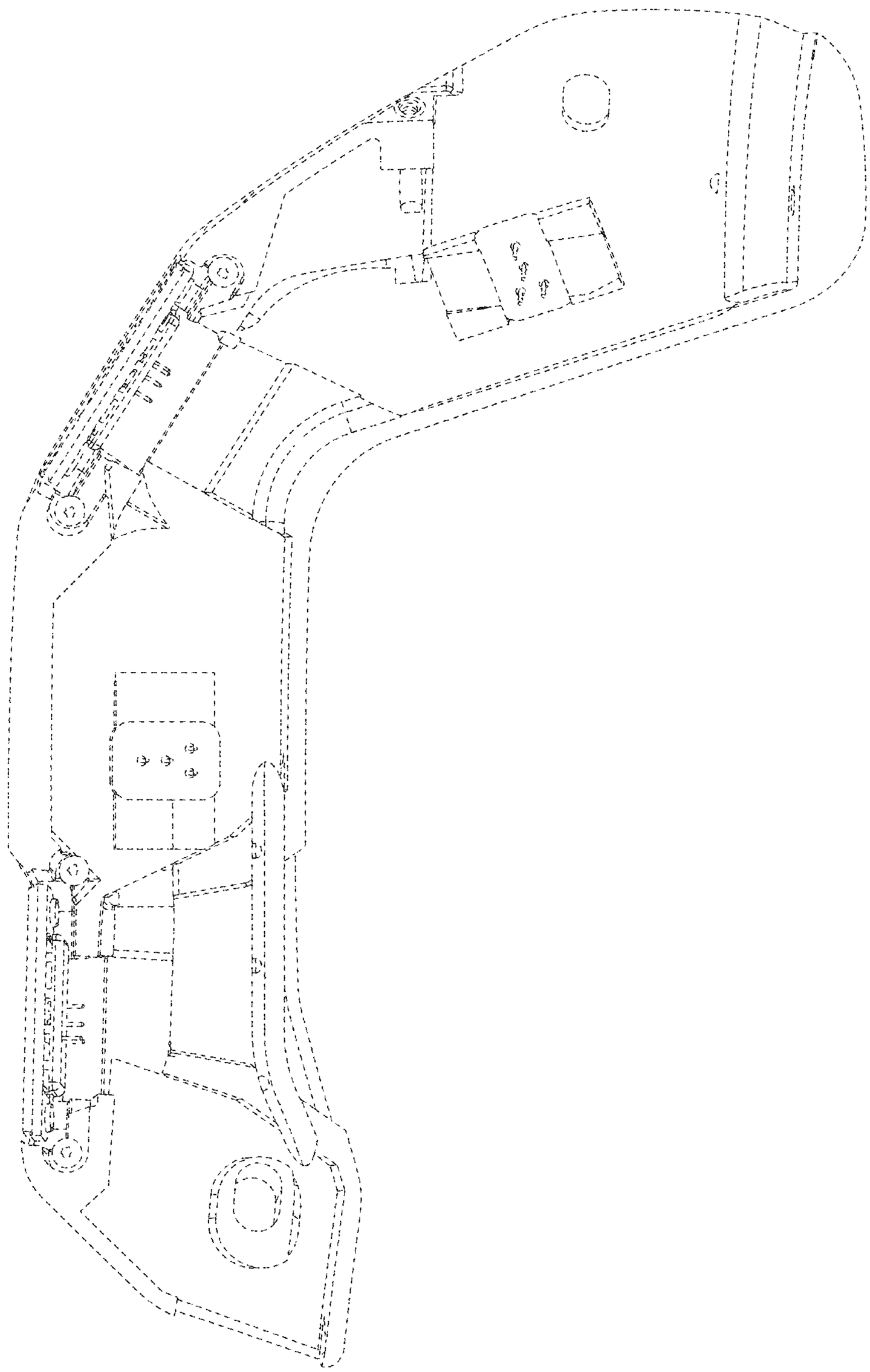

FIG. 3

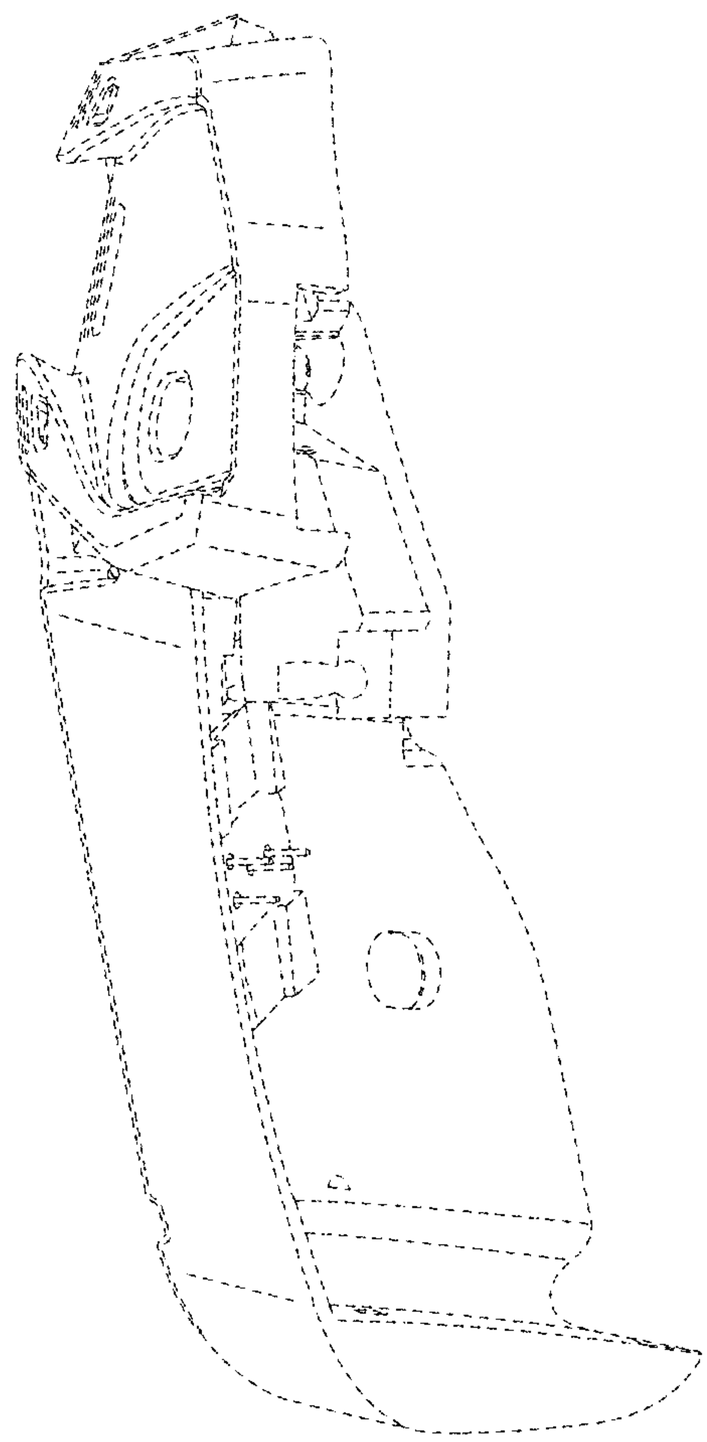

FIG. 4

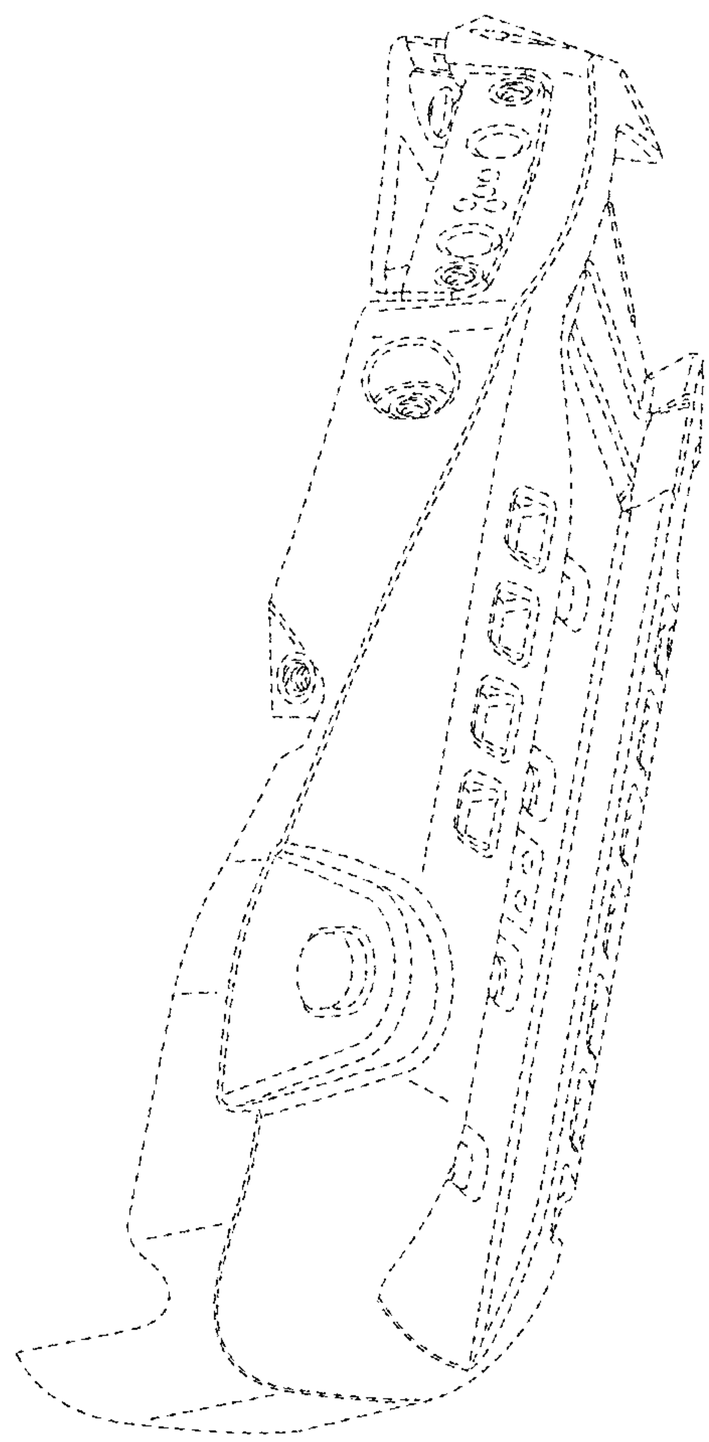

FIG. 5

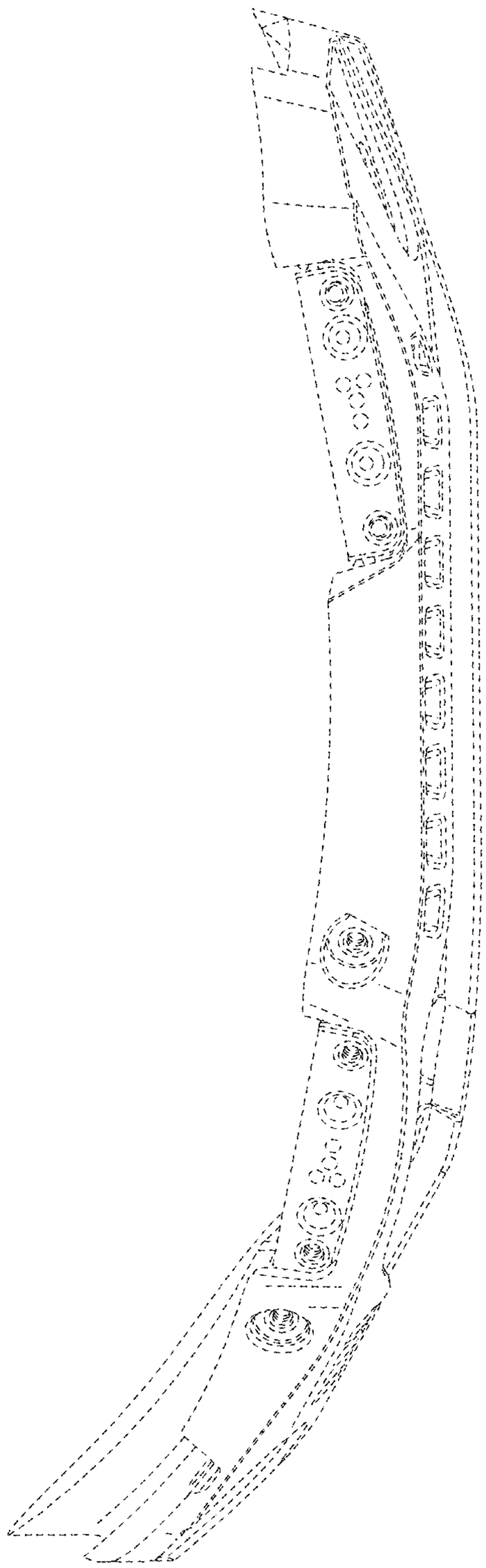

FIG. 6

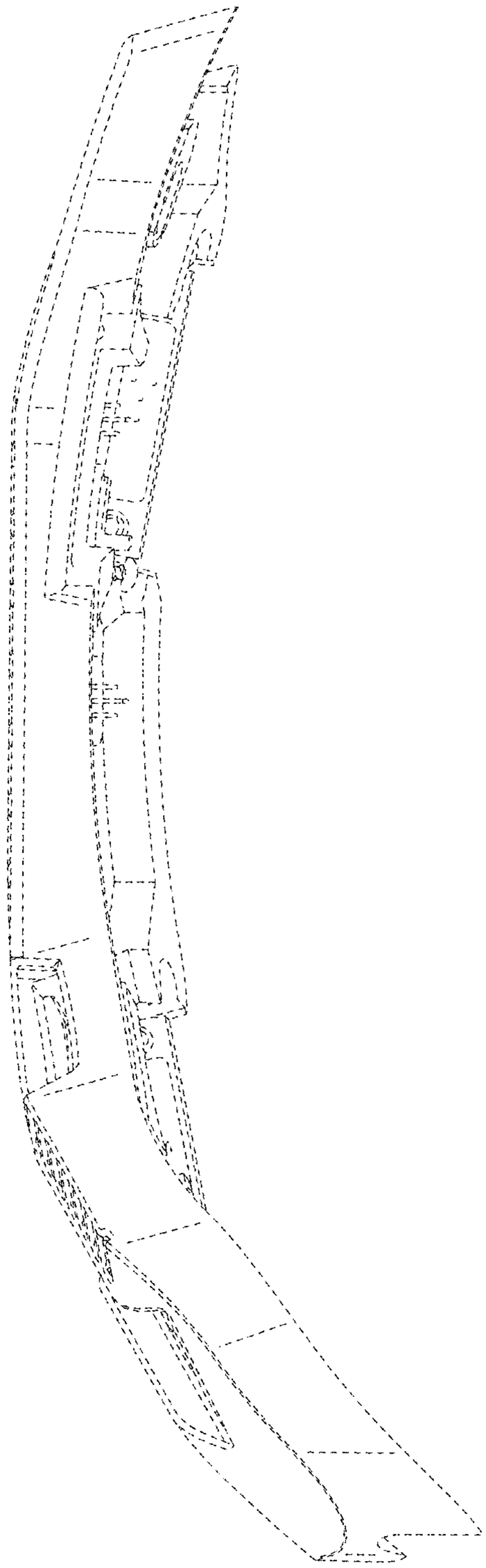

FIG. 7

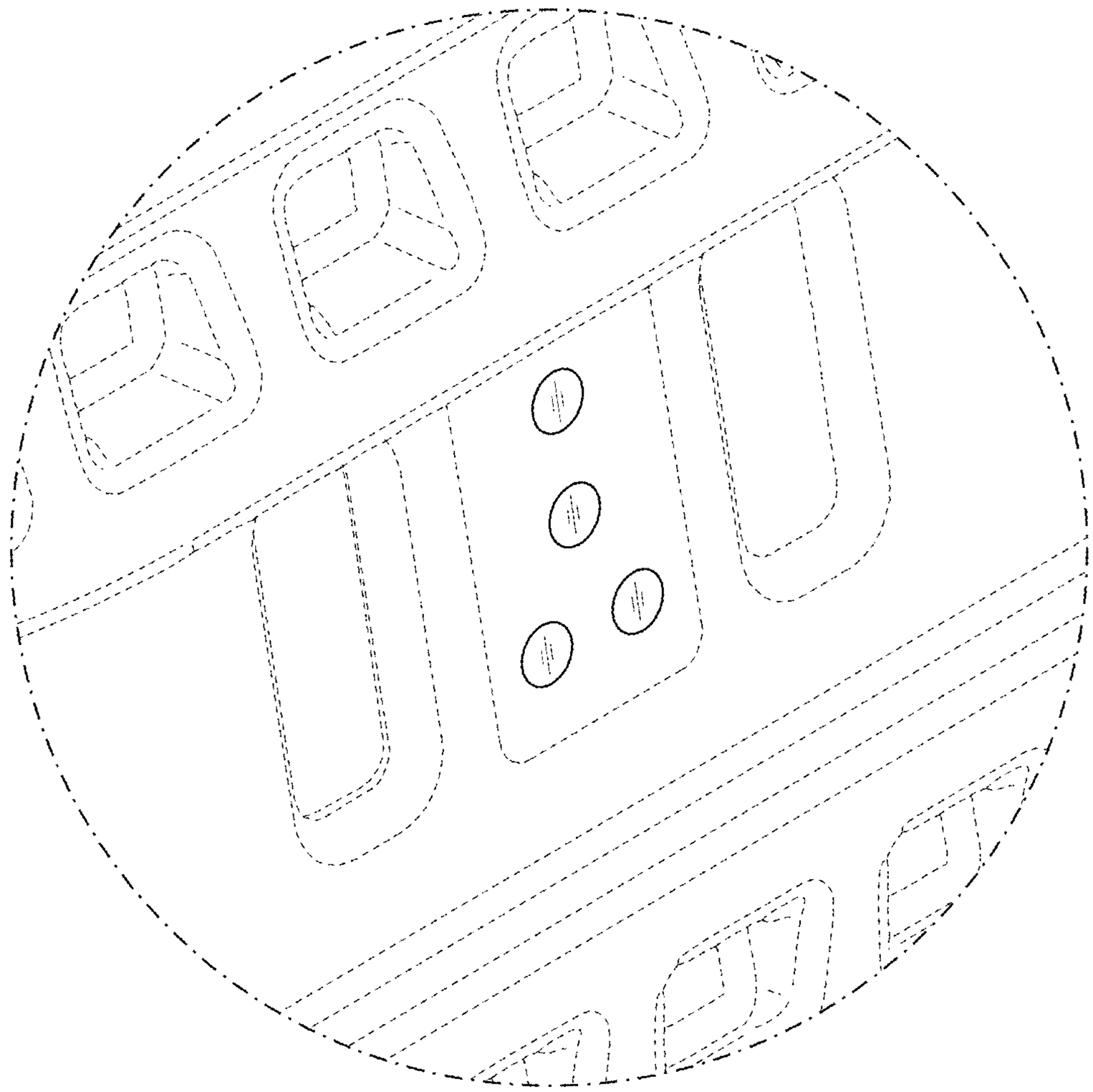

FIG. 8