



US00D922631S

(12) **United States Design Patent**
Kim et al.

(10) **Patent No.:** **US D922,631 S**

(45) **Date of Patent:** **** Jun. 15, 2021**

(54) **HEAD LAMP FOR AUTOMOBILES**

(71) Applicants: **HYUNDAI MOTOR COMPANY,**
Seoul (KR); **KIA MOTORS**
CORPORATION, Seoul (KR)

(72) Inventors: **Sung-Wook Kim,** Gunpo-si (KR);
Seung-Jin Lee, Hwaseong-si (KR);
Jin-Ho Na, Yongin-si (KR)

(**) Term: **15 Years**

(21) Appl. No.: **35/508,948**

(22) Filed: **Dec. 20, 2019**

(80) **Hague Agreement Data**

Int. Filing Date: **Dec. 20, 2019**

Int. Reg. No.: **DM/206646**

Int. Reg. Date: **Dec. 20, 2019**

Int. Reg. Pub. Date: **Apr. 3, 2020**

(30) **Foreign Application Priority Data**

Sep. 16, 2019 (KR) 30-2019-0044378

(51) **LOC (13) Cl.** **26-06**

(52) **U.S. Cl.**
USPC **D26/28**

(58) **Field of Classification Search**

USPC D26/28, 29, 34, 35, 36

CPC B60Q 1/30; B60Q 1/2607; B60Q 1/2619;

B60Q 1/2696; F21S 41/00; F21S 41/20;

F21S 41/30; F21S 43/14; F21S 43/15;

F21S 43/20

See application file for complete search history.

(56) **References Cited**

U.S. PATENT DOCUMENTS

D794,847 S * 8/2017 Fujiwara D26/28
D842,506 S * 3/2019 Kim D26/28

D869,707 S * 12/2019 Wu D26/28
D870,936 S * 12/2019 Wu D26/28
D887,050 S * 6/2020 Lin D26/28
D890,380 S * 7/2020 Wu D26/28
D893,063 S * 8/2020 He D26/28
D898,239 S * 10/2020 Kusunoki D26/28
D903,909 S * 12/2020 Kimura D26/28
D905,876 S * 12/2020 Wu D26/28
D905,879 S * 12/2020 Katou D26/28
D905,880 S * 12/2020 Katou D26/28

FOREIGN PATENT DOCUMENTS

WO RGN-D206646-001 * 4/2020
WO RGN-D206649-001 * 4/2020

* cited by examiner

Primary Examiner — Kevin K Rudzinski

Assistant Examiner — Richard Kearney

(57) **CLAIM**

The ornamental design for a head lamp for automobiles, as shown and described.

DESCRIPTION

1. Head lamp for automobiles

1.1 : Perspective

1.2 : Front

1.3 : Back

1.4 : Left


1.5 : Right

1.6 : Top


1.7 : Bottom

1.1 is a perspective view of a head lamp for vehicles showing our new design; 1.2 is a front elevation view thereof; 1.3 is a rear elevation view thereof; 1.4 is a left side elevation view thereof; 1.5 is a right side elevation view thereof; 1.6 is a top plan view thereof; and 1.7 is a bottom plan view thereof.


1 Claim, 7 Drawing Sheets



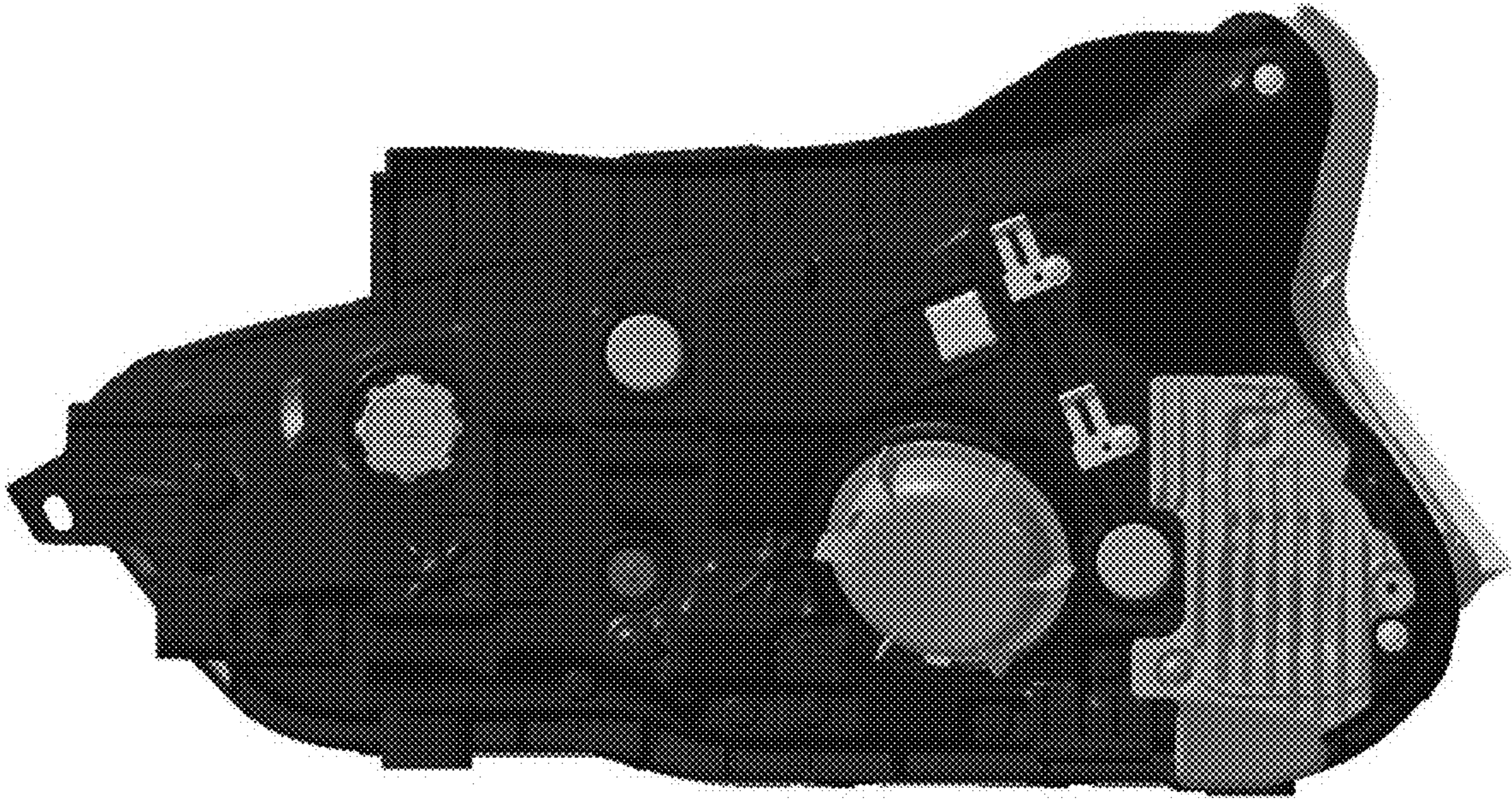
1.1




1.2




1.3



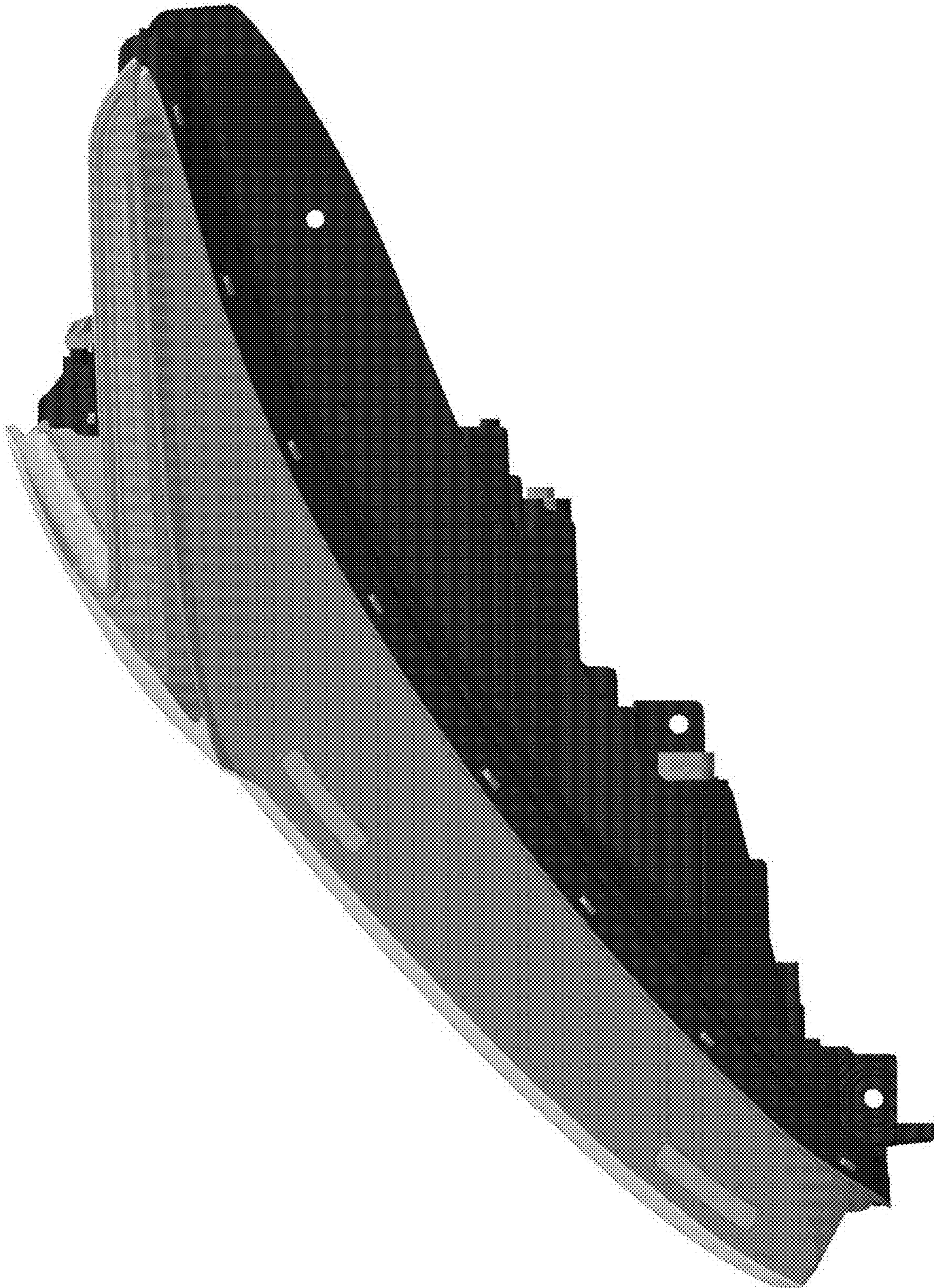
1.4



1.5



1.6



1.7

