



US00D922617S

(12) **United States Design Patent**
Galbraith et al.

(10) **Patent No.:** **US D922,617 S**

(45) **Date of Patent:** **** Jun. 15, 2021**

(54) **RECONFIGURABLE TILED APPARATUS**

(56) **References Cited**

(71) Applicant: **Galbraith Creative, LLC**, West Valley City, UT (US)

U.S. PATENT DOCUMENTS

(72) Inventors: **John Galbraith**, South Jordan, UT (US); **Joanna Galbraith**, South Jordan, UT (US)

D385,978 S *	11/1997	Berger	D25/163
D610,270 S *	2/2010	Li	D25/158
D704,355 S *	5/2014	Masanek, Jr.	D25/163
8,919,054 B2 *	12/2014	Tillery	E04F 15/105 52/177
9,822,493 B2 *	11/2017	Penland, Jr.	B32B 7/03

(73) Assignee: **GALBRAITH CREATIVE, LLC**, West Valley City, UT (US)

* cited by examiner

(**) Term: **15 Years**

Primary Examiner — Doris Clark

(21) Appl. No.: **29/701,192**

(57) **CLAIM**

The ornamental design for a reconfigurable tiled apparatus, as shown and described.

(22) Filed: **Aug. 8, 2019**

DESCRIPTION

(51) **LOC (13) Cl.** **25-01**

FIG. 1 is a front perspective view of a reconfigurable tiled apparatus showing the claimed design.

(52) **U.S. Cl.**
USPC **D25/158**

FIG. 2 is a front perspective view in which reconfigurable tiles are arranged in a pattern;

(58) **Field of Classification Search**
USPC D25/158
CPC . E04F 15/02194; E04F 15/022; E04F 15/172;
E04C 5/04; A47L 23/266; Y10T 428/237;
Y10T 428/24149; Y10T 428/24157; Y10T
428/24165

FIG. 3 is a rear perspective view thereof;

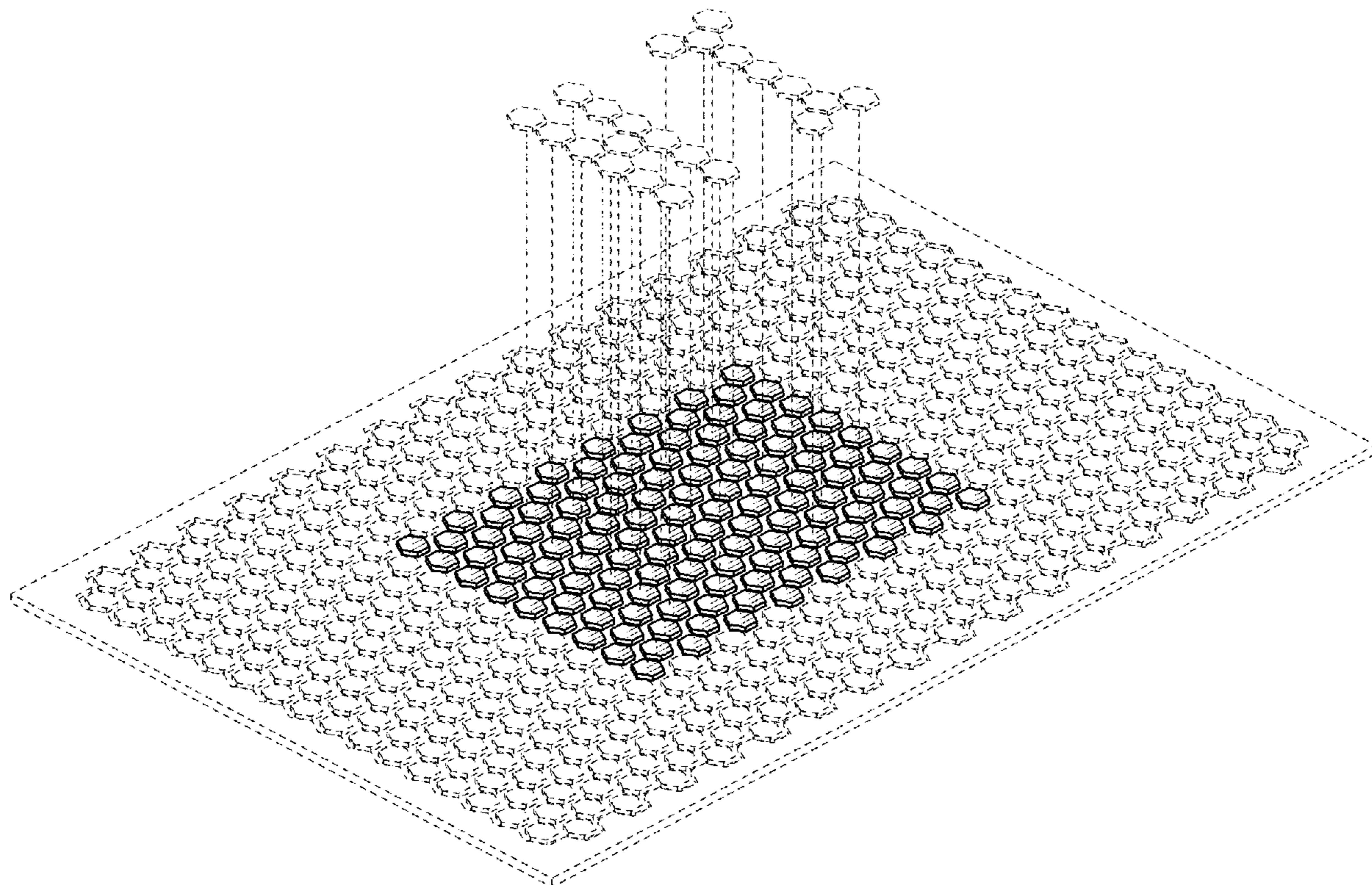
FIG. 4 is a side view thereof; and,

FIG. 5 is a top view thereof.

The broken lines shown in these figures are for illustrative purposes only and form no part of the claimed design.

See application file for complete search history.

1 Claim, 4 Drawing Sheets



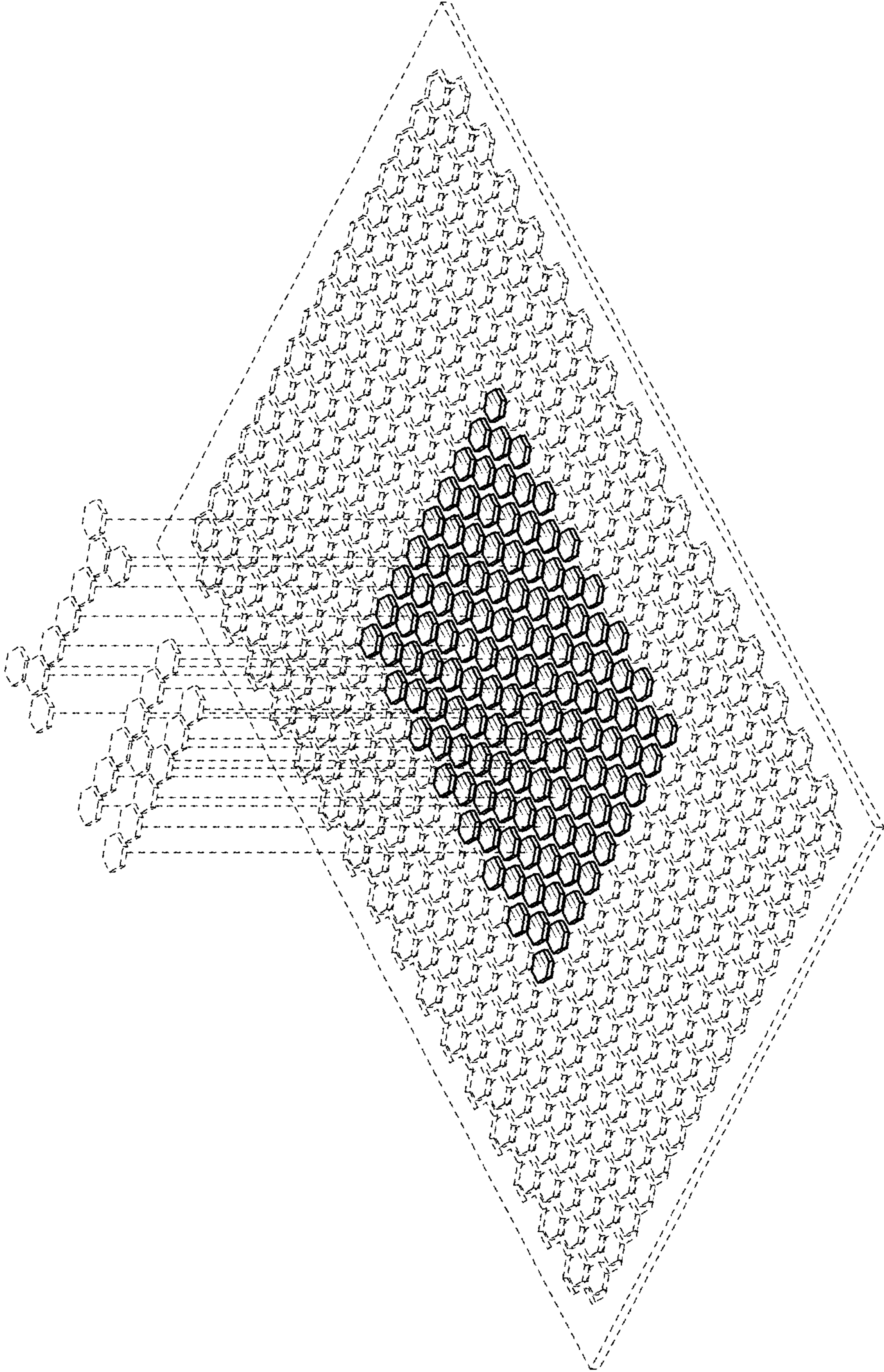


FIG. 1




FIG. 2

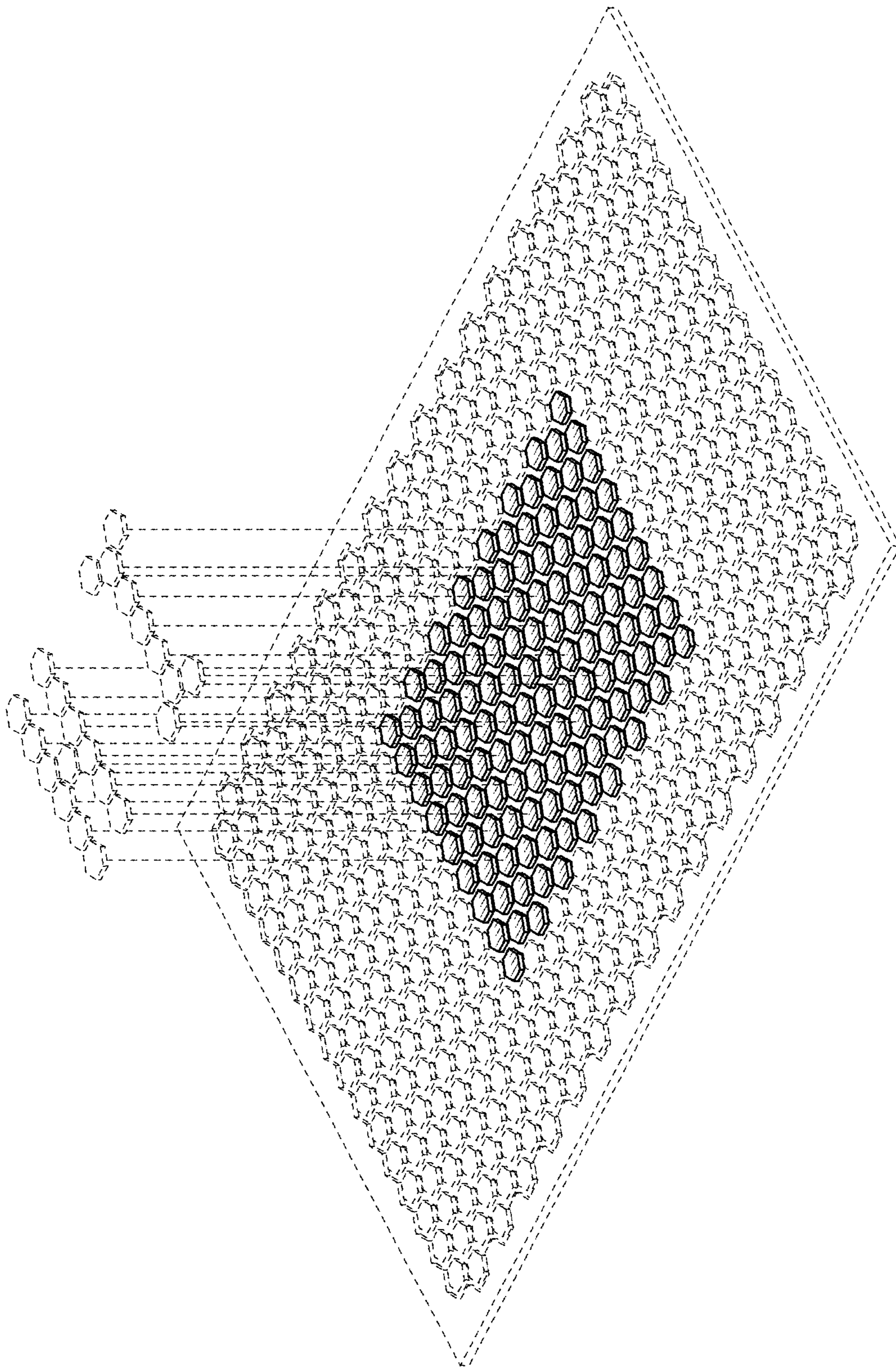


FIG. 3

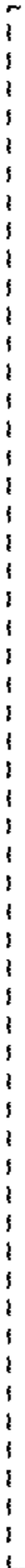


FIG. 4

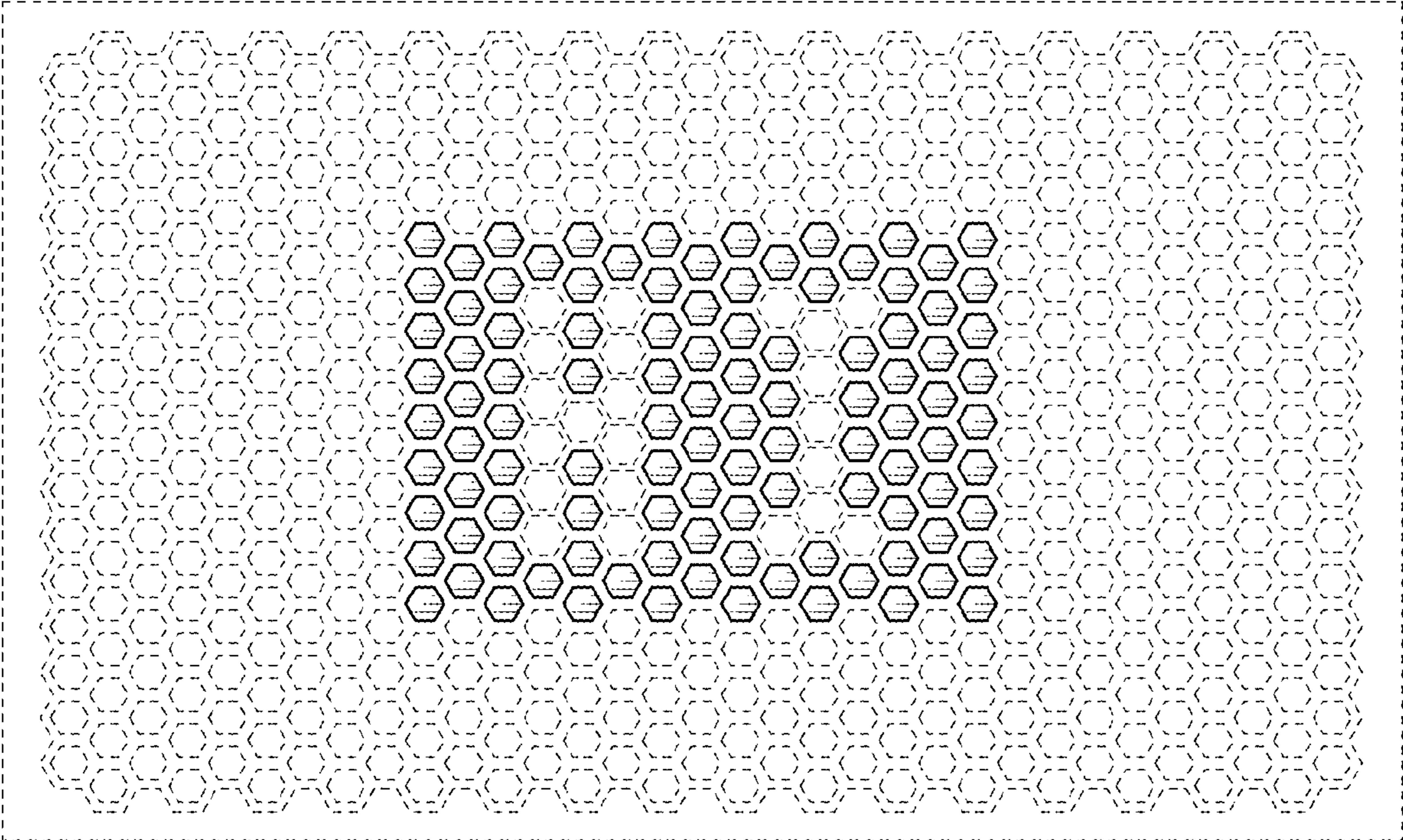


FIG. 5