



US00D922615S

(12) **United States Design Patent**
Springborn

(10) **Patent No.:** **US D922,615 S**
(45) **Date of Patent:** **** Jun. 15, 2021**

(54) **HANDRAIL**

(71) Applicant: **Russell H. Springborn**, Howell, MI
(US)

(72) Inventor: **Russell H. Springborn**, Howell, MI
(US)

(73) Assignee: **Russell H. Springborn**, Howell, MI
(US)

(**) Term: **15 Years**

(21) Appl. No.: **29/721,068**

(22) Filed: **Jan. 17, 2020**

Related U.S. Application Data

(63) Continuation of application No. 29/622,656, filed on Oct. 18, 2017, now Pat. No. Des. 873,438, which is a continuation-in-part of application No. 15/246,992, filed on Aug. 25, 2016, now Pat. No. 9,797,158, which is a continuation-in-part of application No. (Continued)

(51) **LOC (13) Cl.** **25-02**

(52) **U.S. Cl.**
USPC **D25/38.1**

(58) **Field of Classification Search**
USPC D25/38.1, 41.1, 42, 43, 44, 119-126, D25/131, 132, 164, 199; D34/28, 29
CPC E04F 11/18; E04F 11/181; E04F 11/1802; E04F 11/1808; E04F 11/1817; E04F 11/1834; E04F 11/1836; E04F 11/1838; E04F 11/1842; E04F 11/1865; E04H 2017/1447; E04H 2017/1478; E04H 2017/1482; E04H 17/1421; E04H 17/1443; E04H 17/20; B66C 7/02; E01F 15/0453; B63B 17/04

See application file for complete search history.

(56) **References Cited**

U.S. PATENT DOCUMENTS

D200,702 S * 3/1965 Huret D25/121
D330,431 S * 10/1992 Wang D25/119

(Continued)

OTHER PUBLICATIONS

Intertek CCRR-0223 https://bpdirectory.intertek.com/controls/SDDocumentViewer.aspx?document_id=607756&name=CCRR-0223 Dec. 21, 2017 (Year: 2017).*

Primary Examiner — Leanne Was-Englehart

(74) *Attorney, Agent, or Firm* — Dykema Gossett PLLC

(57) **CLAIM**

The ornamental design for a handrail, as shown and described.

DESCRIPTION

FIG. 1 is an isometric view of the top, front, and right end of a handrail, the rear view being a mirror-image of the front view, and the left end view being a mirror-image of the right end view.

FIG. 2 is a right end view of the handrail depicted in FIG. 1, the left end view being a mirror-image thereof.

FIG. 3 is a top plan view of the handrail depicted in FIGS. 1 and 2.

FIG. 4 is a bottom plan view of the handrail depicted in FIGS. 1-3.

FIG. 5 is an isometric view of the top, front, and right end of a handrail, the rear view being a mirror-image of the front view, and the left end view being a mirror-image of the right end view.


FIG. 6 is a right end view of the handrail depicted in FIG. 5, the left end view being a mirror-image thereof.

FIG. 7 is a top plan view of the handrail depicted in FIGS. 5 and 6; and,

FIG. 8 is a bottom plan view of the handrail depicted in FIGS. 5-7.

The broken lines in the drawings depict environmental subject matter only and form no part of the claimed design.

1 Claim, 4 Drawing Sheets



Related U.S. Application Data

15/041,663, filed on Feb. 11, 2016, now Pat. No. 9,482,028, which is a continuation-in-part of application No. 14/639,570, filed on Mar. 5, 2015, now abandoned, which is a continuation-in-part of application No. 14/639,562, filed on Mar. 5, 2015, now Pat. No. 9,908,207.

(56)

References Cited

U.S. PATENT DOCUMENTS

D782,697	S	*	3/2017	Bizzarri	E04F 11/1834
						D25/38.1
D805,653	S	*	12/2017	Bizzarri	D25/38.1
D806,265	S	*	12/2017	Bizzarri	D25/38.1
D873,438	S	*	1/2020	Springborn	D25/38.1
2008/0265232	A1	*	10/2008	Terrels	E04F 11/1844
						256/65.04
2016/0362908	A1	*	12/2016	Springborn	E04F 11/1817
2017/0234015	A1	*	8/2017	Bizzarri	E04F 11/1836
						256/22
2020/0199882	A1	*	6/2020	Springborn	E04F 11/1817

* cited by examiner

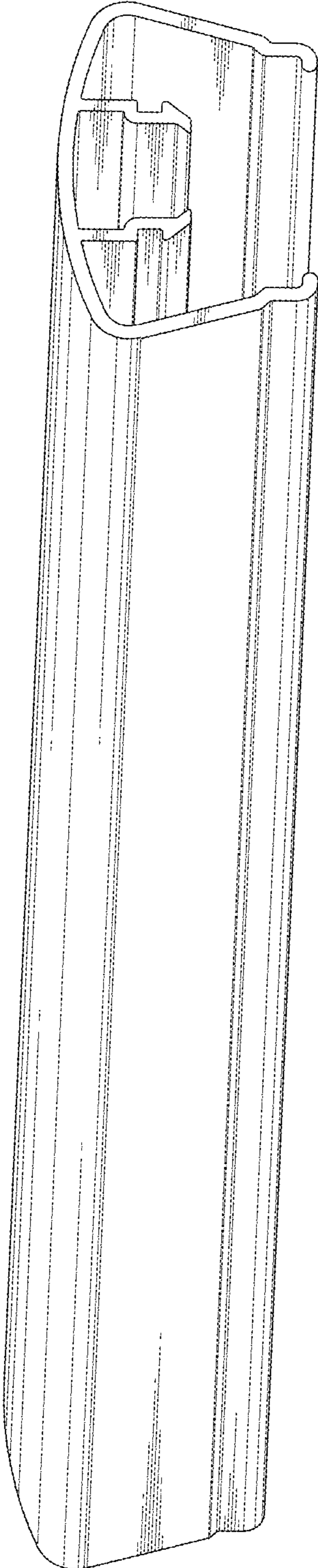


FIG. 1

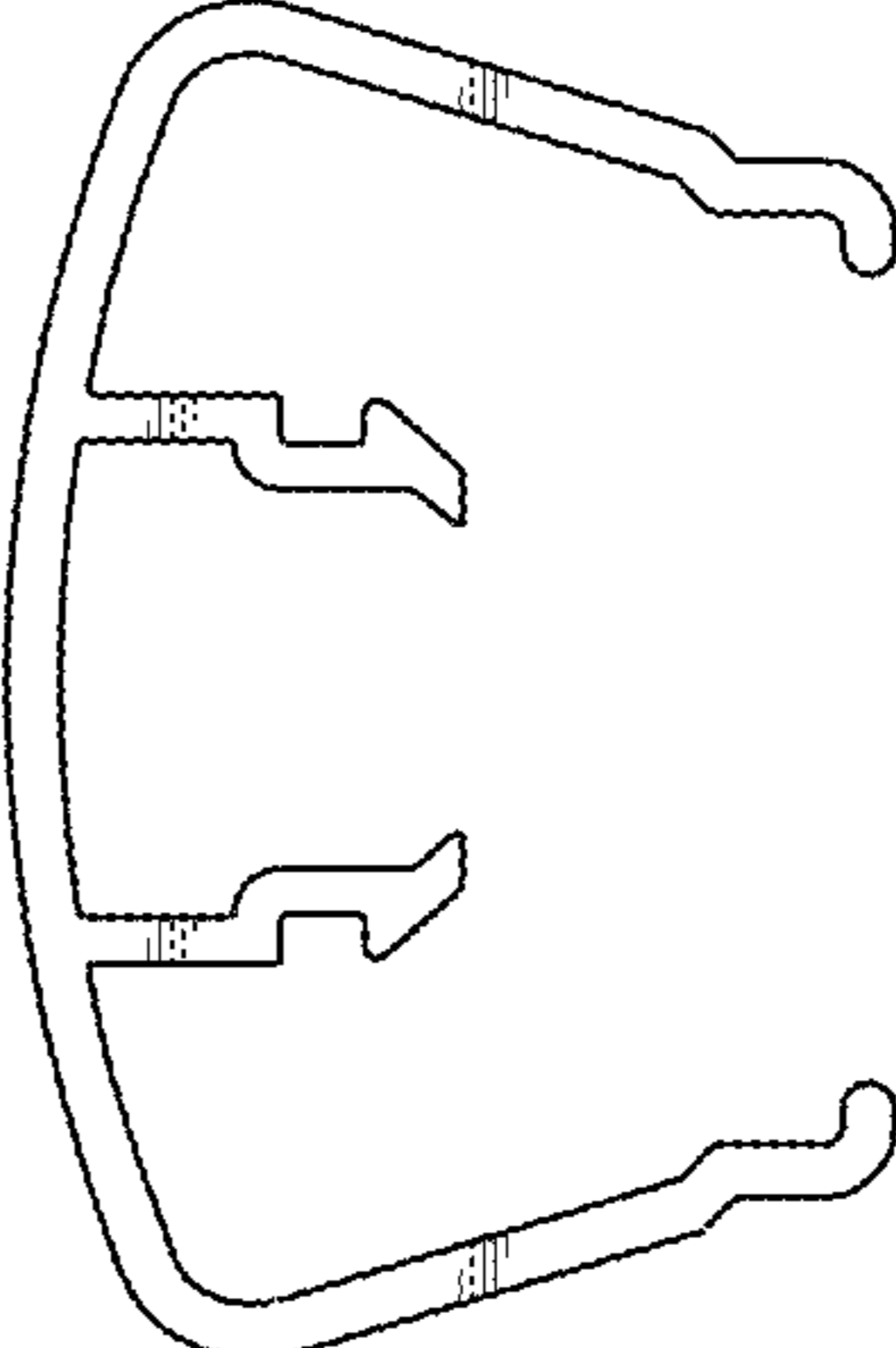


FIG. 2




FIG. 3




FIG. 4

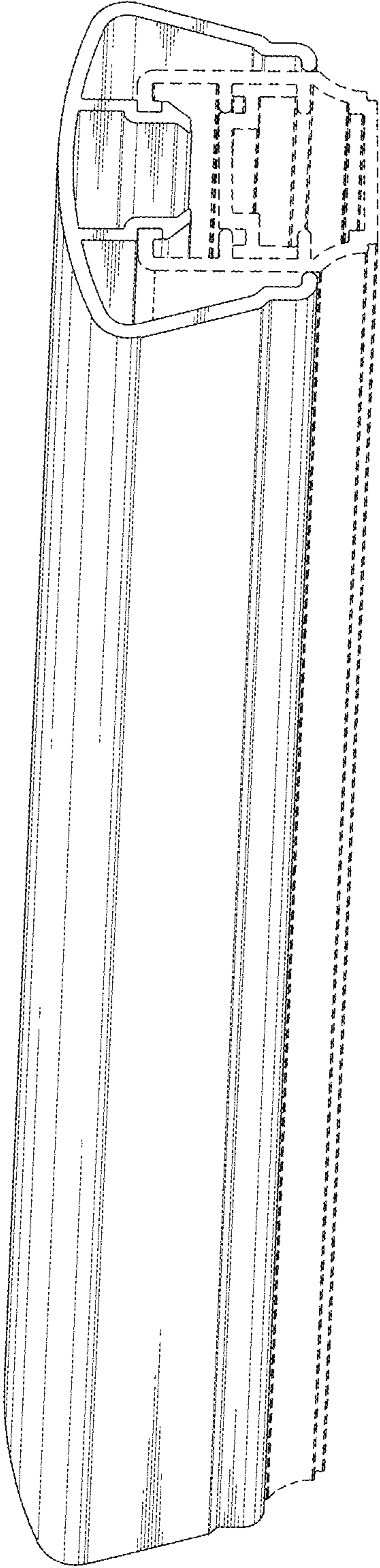


FIG. 5

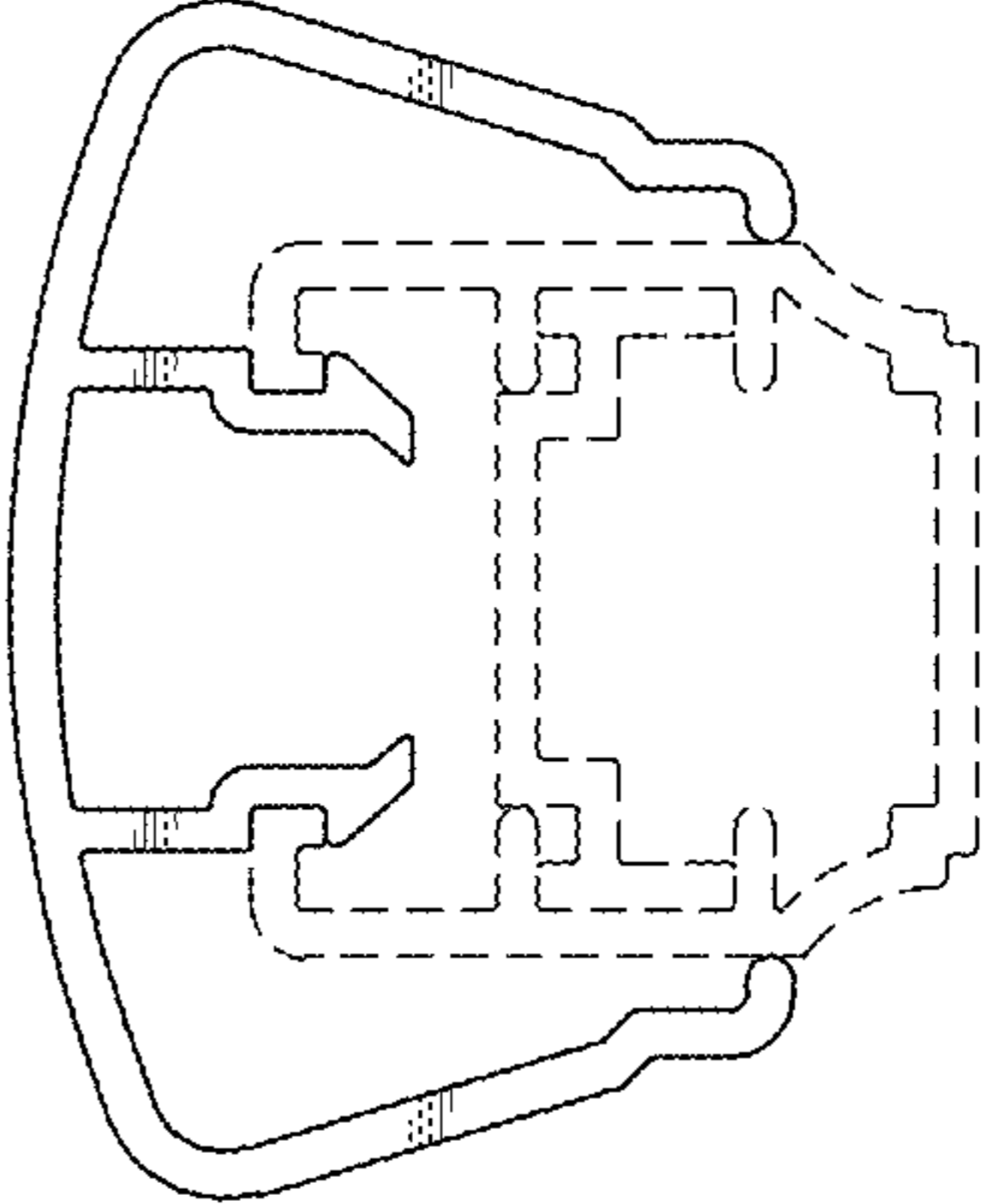


FIG. 6




FIG. 7

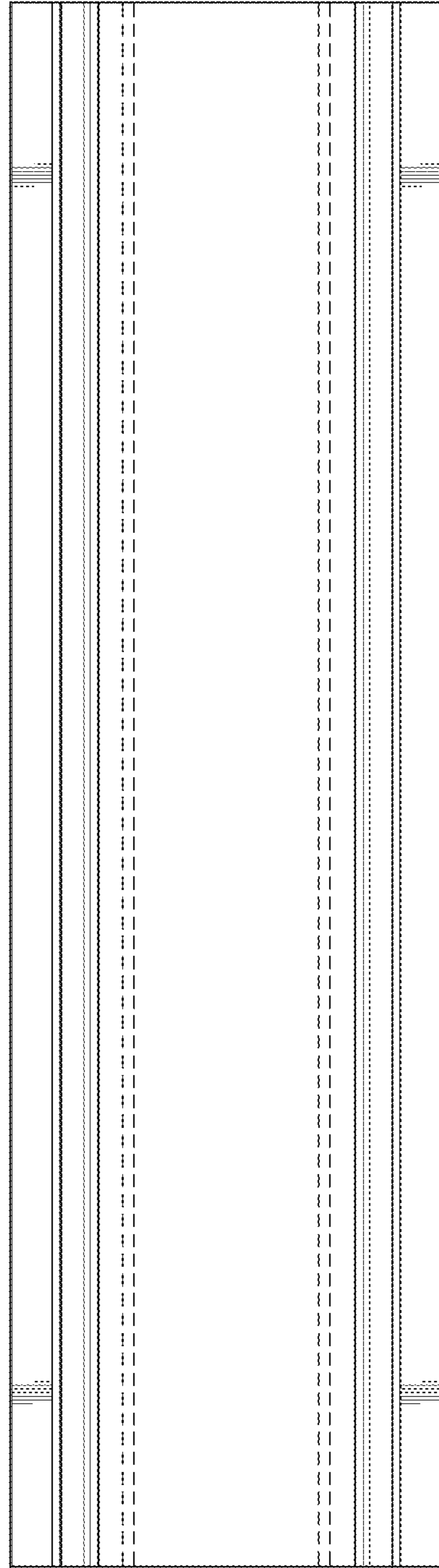


FIG. 8