



US00D922611S

(12) **United States Design Patent** (10) **Patent No.:** **US D922,611 S**
Lynn et al. (45) **Date of Patent:** **** Jun. 15, 2021**

(54) **PLATE FOR A SAMPLING APPARATUS**

FOREIGN PATENT DOCUMENTS

(71) Applicant: **Quest Diagnostics Investments LLC**,
Secaucus, NJ (US)

FR 611344 10/2000
IN 226502 12/2009

(Continued)

(72) Inventors: **Thomas C. Lynn**, Temecula, CA (US);
Nikita Ganeshan, Irvine, CA (US)

OTHER PUBLICATIONS

(73) Assignee: **Quest Diagnostics Investments LLC**,
Secaucus, NJ (US)

Corning® BioCoat™ Tumor Invasion 96-well Microplate, with Lid,
1/Pack, 5/Case, posted at ecatalog.corning.com, no posting date,
retrieved Jan. 12, 2020, online, URL:[https://ecatalog.corning.com/life-sciences/b2c/US/en/Permeable-Supports/Inserts/Corning%C2%AE-BioCoat%E2%84%A2-\(Matrigel%C2%AE-matrix\)-Tumor-\(Year:2020\).*](https://ecatalog.corning.com/life-sciences/b2c/US/en/Permeable-Supports/Inserts/Corning%C2%AE-BioCoat%E2%84%A2-(Matrigel%C2%AE-matrix)-Tumor-(Year:2020).*)

(**) Term: **15 Years**

(Continued)

(21) Appl. No.: **29/660,829**

(22) Filed: **Aug. 22, 2018**

(51) **LOC (13) Cl.** **24-01**

(52) **U.S. Cl.**
USPC **D24/229**

(58) **Field of Classification Search**
USPC D24/121, 216, 224–232
CPC .. B01L 9/54; B01L 9/523; B01L 9/527; B01L
9/543; B01L 9/547; B01L 3/5085; B01L
3/5027

See application file for complete search history.

Primary Examiner — Lilyana Bekic

Assistant Examiner — Mary Shannon Malley

(74) *Attorney, Agent, or Firm* — Foley & Lardner LLP

(57) **CLAIM**

We claim the ornamental design for a plate for a sampling
apparatus, as shown and described.

(56) **References Cited**

DESCRIPTION

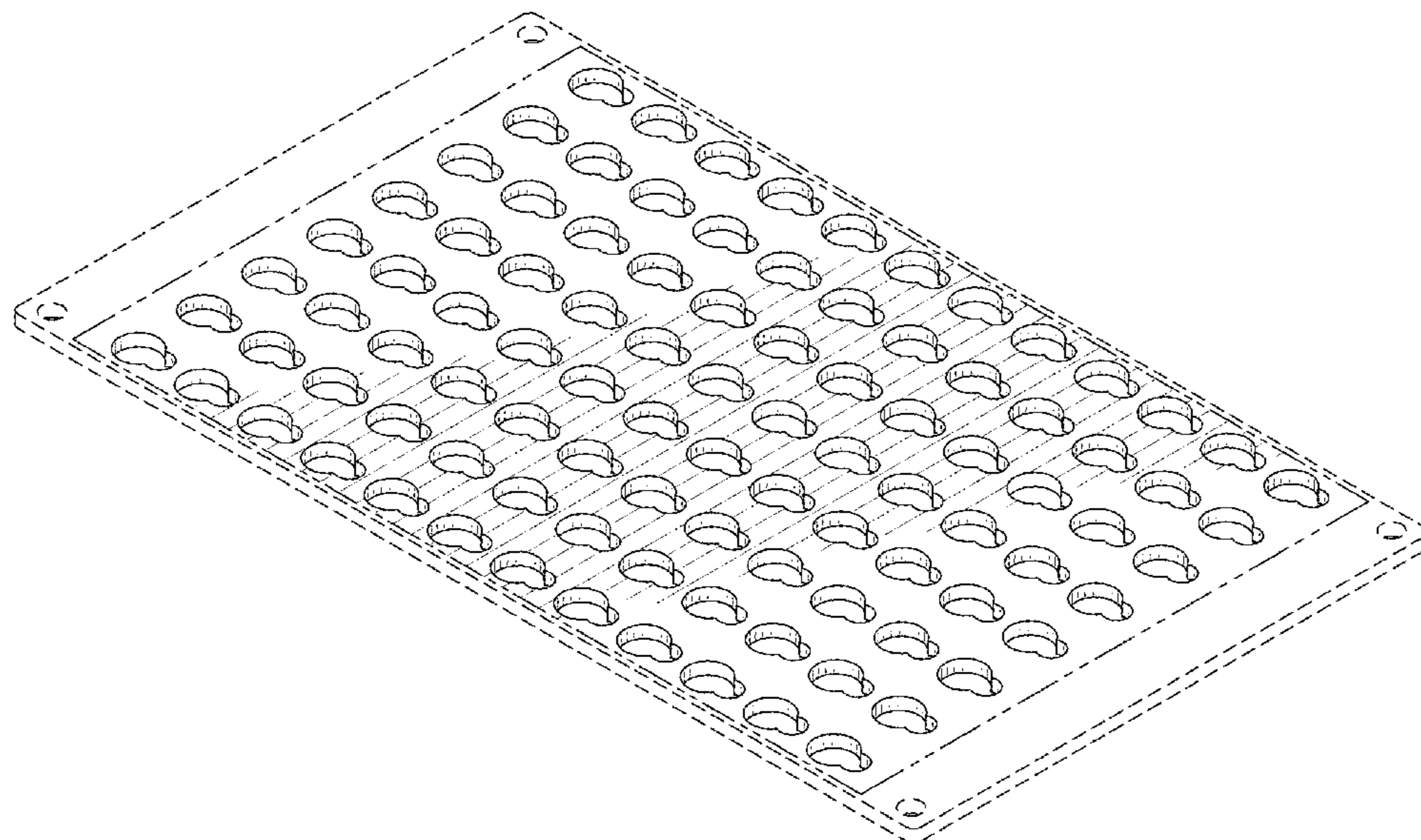
U.S. PATENT DOCUMENTS

3,521,785	A	7/1970	Soelter	
D229,748	S	1/1974	White	
D272,184	S	1/1984	Karpowicz	
D301,117	S	5/1989	Baxter	
D311,249	S	10/1990	Kasai	
5,470,537	A	11/1995	Siegel	
D445,907	S	7/2001	Monks	
D567,567	S	4/2008	Bodum	
D583,481	S	12/2008	Yamamoto et al.	
D651,322	S	12/2011	Svard	
D665,919	S	8/2012	Newman et al.	
D687,567	S	8/2013	Jungheim et al.	
D708,763	S	* 7/2014	Smeja D24/229
D709,624	S	7/2014	Baum et al.	

(Continued)

FIG. 1 is a front perspective view of a plate for a sampling
apparatus according to the claimed design;
FIG. 2 is a top view thereof;
FIG. 3 is a bottom view thereof;
FIG. 4 is a rear view thereof;
FIG. 5 is a front view thereof;
FIG. 6 is a left side view thereof; and,
FIG. 7 is a right side view thereof.
The dot-dot-dash broken lines depict the boundaries of the
claimed design and form no part thereof. The dash-dash
broken lines depict portions of the plate for a sampling
apparatus that form no part of the claimed design.

1 Claim, 5 Drawing Sheets



(56)

References Cited

U.S. PATENT DOCUMENTS

D732,187	S *	6/2015	Houkal	D24/227
D750,228	S	2/2016	Strong et al.	
D762,873	S	8/2016	Baum et al.	
D769,653	S *	10/2016	Peltosaari	D6/682.1
D787,702	S *	5/2017	Kawamura	D24/227
D801,545	S	10/2017	Wiesli et al.	
D826,549	S	8/2018	Lospinoso et al.	
D841,832	S *	2/2019	Houkal	D24/229
D848,638	S *	5/2019	Sims	D24/226
D849,961	S *	5/2019	Muller	D24/224
D854,707	S	7/2019	Jakobsen et al.	
D890,951	S *	7/2020	Brennan	D24/227
2002/0051734	A1	5/2002	Dean et al.	
2008/0287585	A1	11/2008	Brown	
2014/0105796	A1	4/2014	Nagy	
2014/0271409	A1	9/2014	Knight et al.	
2015/0376562	A1	12/2015	Baum et al.	
2016/0210486	A1 *	7/2016	Porreca	G06K 19/06028
2019/0291101	A1 *	9/2019	Ambartsoumian ...	B01L 3/5453
2020/0348230	A1 *	11/2020	Morita	B01L 9/523

FOREIGN PATENT DOCUMENTS

JP	1399501	S	10/2010
JP	1419810	S	8/2011

OTHER PUBLICATIONS

Transwell permeable supports, posted at [corning.com](https://www.corning.com/worldwide/en/products/life-sciences/products/permeable-supports/transwell-guidelines.html), no posting date, retrieved Jan. 12, 2020, online, URL: <https://www.corning.com/worldwide/en/products/life-sciences/products/permeable-supports/transwell-guidelines.html> (Year: 2020).*

Office Action dated Jul. 9, 2019, received in corresponding Brazilian application No. 30 2019 000686 3 and English translation (1 page).

Office Action dated Jun. 25, 2019 received in corresponding Japanese application No. 2018-003484 (1 page) and English translation (1 page).

Beckman Coulter, Inc.—Direct Inject Plate (96-well Plate), published Mar. 9, 2009, <http://www.beckmancoulter.com/ecatalog/catalogitemdetails.do?productID=190658> (dead link), Reference No. of JPO: HJ20069092.

KX Microwave Reaction Vials for Organic Synthesis, Online, published Oct. 2, 2014, retrieved Nov. 22, 2019 from <https://kinesis-usa.com/knowledge/kx-microwave-reaction-vials-for-organic-synthesis>.

Microwave Reaction Vials, Online, published Feb. 9, 2014, retrieved on Nov. 22, 2019 from <https://www.biotage.com/product-page/microwave-reaction-vials>.

Non-Final Office Action dated Mar. 16, 2020, in U.S. Appl. No. 29/660,831.

Office Action dated Dec. 31, 2019 received in corresponding Brazilian application No. 32 2019 0042447, English translation.

Office Action dated Dec. 31, 2019 received in corresponding Brazilian application No. 3220190042455. English translation.

Office Action dated Jan. 21, 2020, in JP 2019-003485, with English translation.

Office Action dated Jan. 21, 2020, in JP 2019-023676, with English translation.

Office Action dated Jan. 21, 2020, in JP 2019-023677, with English translation.

Office Action dated Jan. 21, 2020, in JP 2019-023678, with English translation.

Office Action dated Jan. 21, 2020, in JP 2019-023679, with English translation.

Office Action dated Jan. 7, 2020 in JP 2019-023675, with English translation.

Office Action dated Jul. 9, 2019, received in corresponding Brazilian application No. 3020190006855, English translation.

Office Action dated Oct. 8, 2019 received in corresponding Brazilian application No. 3220190042455 and English translation 1 page.

Office Action dated Oct. 8, 2019, received in corresponding Brazilian application No. 3220190042447 and English translation 1 page.

Product Update Spring 2004 High Performance Apollo Ovens, Jun. 30, 2004, HD16008224, 2 pages.

* cited by examiner

FIG. 1

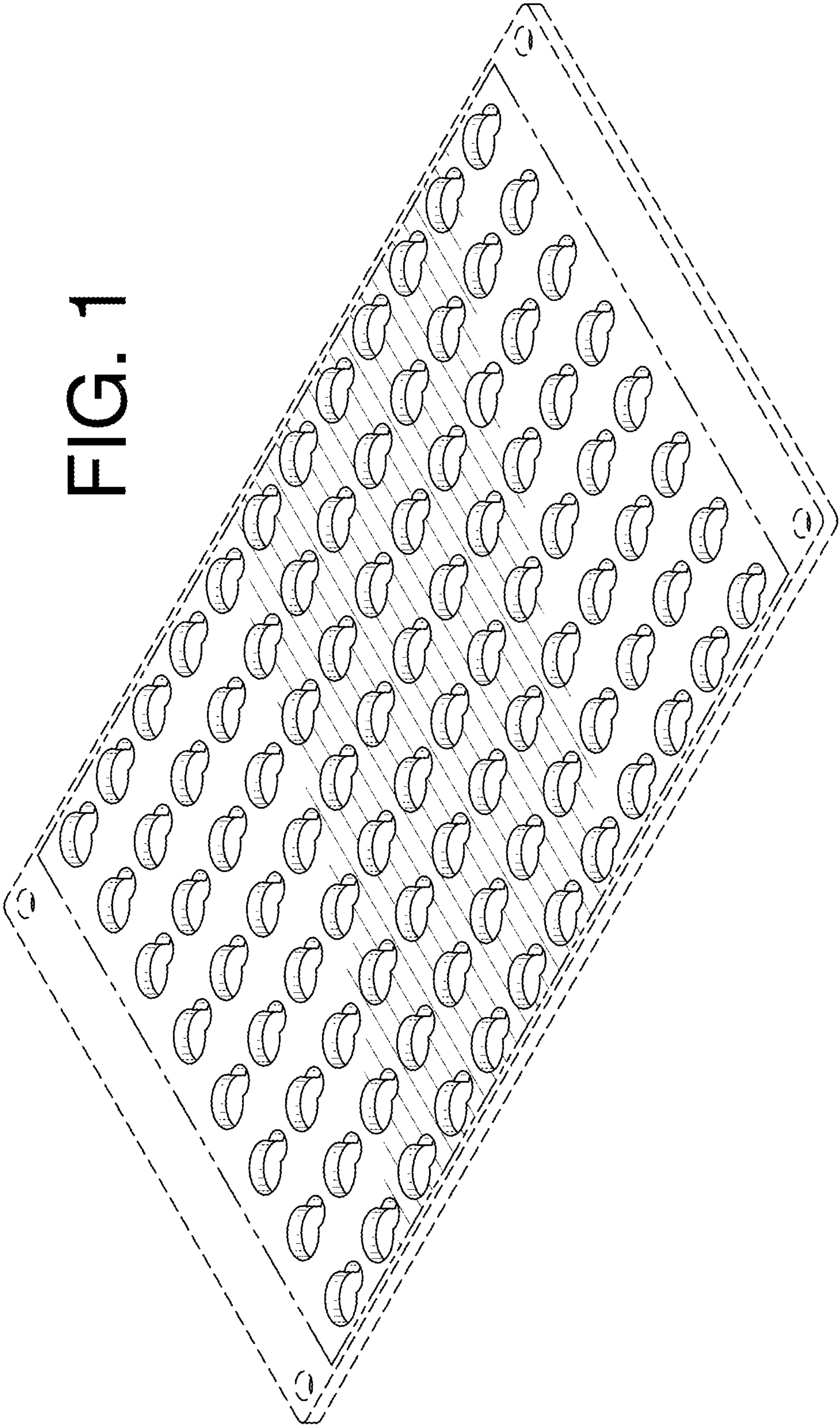


FIG. 2




FIG. 3




FIG. 4



FIG. 5



FIG. 6



FIG. 7

