



US00D922599S

(12) **United States Design Patent**
Dori

(10) **Patent No.:** **US D922,599 S**

(45) **Date of Patent:** **** Jun. 15, 2021**

(54) **SELF-MASSAGER**

(71) Applicant: **Yonatan Dori**, Ramat Hasharon (IL)

(72) Inventor: **Yonatan Dori**, Ramat Hasharon (IL)

(**) Term: **15 Years**

(21) Appl. No.: **29/704,958**

(22) Filed: **Sep. 9, 2019**

Related U.S. Application Data

(63) Continuation of application No. 29/601,762, filed on Apr. 26, 2017, now abandoned.

(51) **LOC (13) Cl.** **28-03**

(52) **U.S. Cl.**
USPC **D24/215**

(58) **Field of Classification Search**
USPC D24/200, 211, 212, 213, 214, 215
CPC ... A61H 15/00; A61H 2015/005; A61H 7/007
See application file for complete search history.

(56) **References Cited**

U.S. PATENT DOCUMENTS

D258,687 S *	3/1981	Katsube	601/107
D268,362 S *	3/1983	Wong	D21/399
D317,204 S *	5/1991	Henneseey	D24/211
D326,721 S *	6/1992	Ujifusa	D24/200
D336,959 S *	6/1993	Liming	D24/214
D340,527 S *	10/1993	Goodell	D11/40
D359,124 S *	6/1995	Rosenberg	D24/211
D382,644 S *	8/1997	Chi	D24/200
D402,764 S *	12/1998	Chatfield	D24/211
D403,431 S *	12/1998	Gladieux, Jr.	D24/215
5,862,564 A *	1/1999	Hamm	A47K 7/08 15/143.1
D405,536 S *	2/1999	Haynes	D24/214
D423,676 S *	4/2000	Lazio	D24/211
D436,181 S *	1/2001	Lazio	D24/214
D444,566 S *	7/2001	Thomas	D24/214

D456,909 S *	5/2002	Szabo	D24/214
D461,009 S *	7/2002	Viner	D24/214
6,988,997 B2 *	1/2006	Stultz	A61H 7/003 601/135
D539,915 S *	4/2007	Timmer	D24/214
D590,510 S *	4/2009	Johansen	D24/214

(Continued)

Primary Examiner — Cynthia Ramirez

Assistant Examiner — Michael A Maharajh

(74) *Attorney, Agent, or Firm* — Emanus, LLC; Willie Jacques

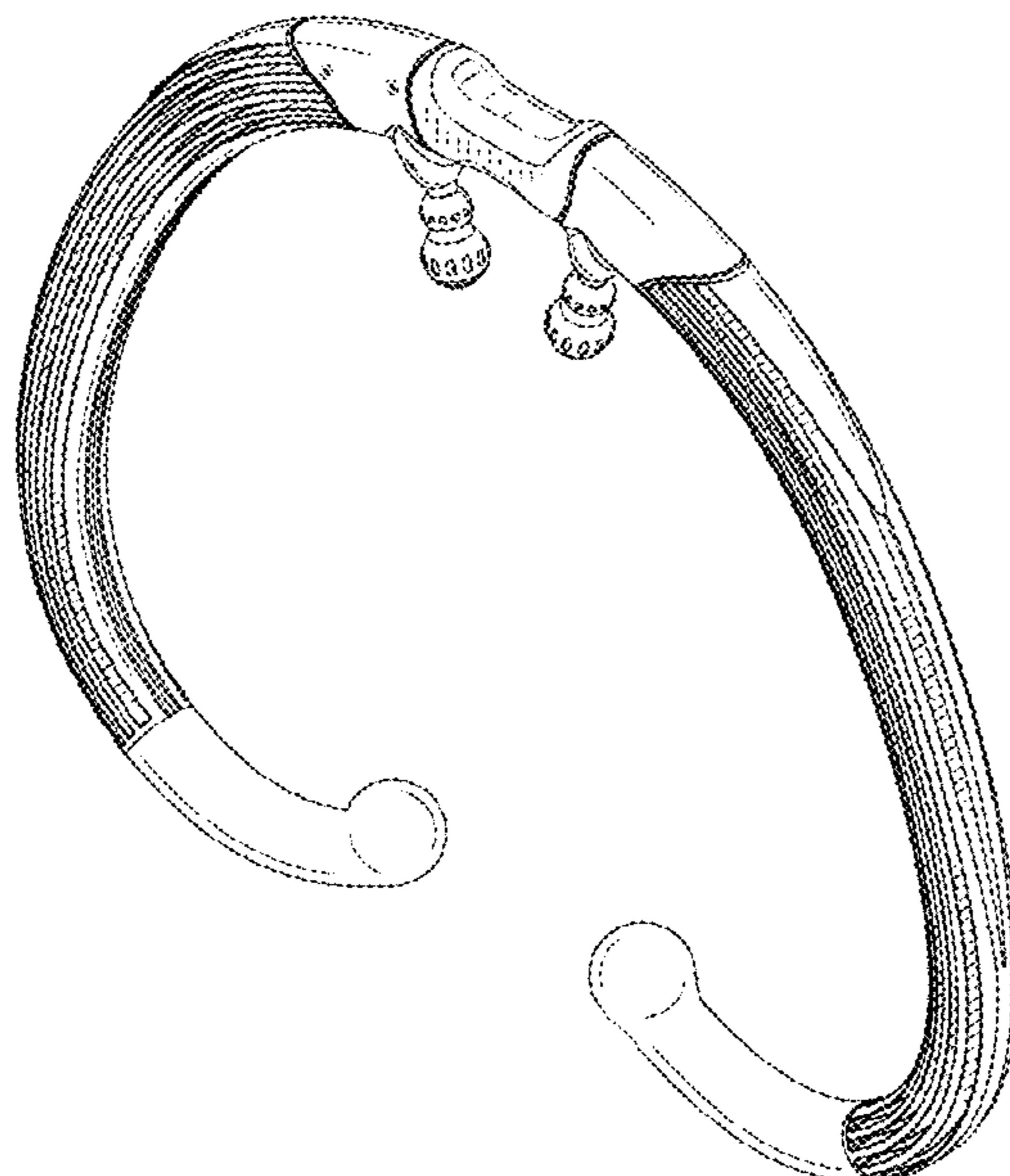
(57) **CLAIM**

The ornamental design for a self-massager, as shown and described.

DESCRIPTION

FIG. 1 is a front perspective view of self-massager in accordance with the new design in a first position; FIG. 2 is a front view thereof; FIG. 3 is a rear view thereof; FIG. 4 is a left side view thereof; FIG. 5 is a right side thereof; FIG. 6 is a top view thereof; FIG. 7 is a bottom view thereof; FIG. 8 is a perspective view of the self-massager in a second position; FIG. 9 is a perspective view of a self-massager in a third position; FIG. 10 is a perspective view of a self-massager in a fourth position; FIG. 11 is another front view of a self-massager; and, FIG. 12 is an enlarged view of a portion of the self-massager shown within the encircled area shown in FIG. 11. The broken lines shown in FIGS. 7, 9 and 10 are for the purpose of illustrating portions of the self-massager, which form no part of the claimed design.

1 Claim, 10 Drawing Sheets



(56)

References Cited

U.S. PATENT DOCUMENTS

D613,416	S *	4/2010	Schupman	D24/200
D646,794	S *	10/2011	Hennessey	D24/214
D675,332	S *	1/2013	Tinder	D24/215
D689,620	S *	9/2013	Louis	D24/215
D690,431	S *	9/2013	Nohr	D24/215
D691,731	S *	10/2013	Grippio	A61H 39/04 D24/215
D698,936	S *	2/2014	Pudhnum	D24/215
D722,176	S *	2/2015	Gutman	D24/215
D742,534	S *	11/2015	Bains	D24/214
D743,043	S *	11/2015	Cao	D24/215
D750,796	S *	3/2016	Bains	D24/214
D765,872	S *	9/2016	Blaskovich	D24/214
D767,157	S *	9/2016	Yu	D24/215
D768,307	S *	10/2016	Hetzel	D24/214
D769,454	S *	10/2016	Hong	D24/215
D854,177	S *	7/2019	Cheng	D24/211
D855,820	S *	8/2019	Harashima	D24/215
D870,907	S *	12/2019	Cheng	D24/211
2007/0287938	A1 *	12/2007	Shields	A61H 15/0092 601/15
2014/0350445	A1 *	11/2014	Lok	A61H 7/007 601/137
2016/0136032	A1 *	5/2016	Dakides	A61H 7/007 601/113
2017/0273855	A1 *	9/2017	Liu	A61H 7/003

* cited by examiner

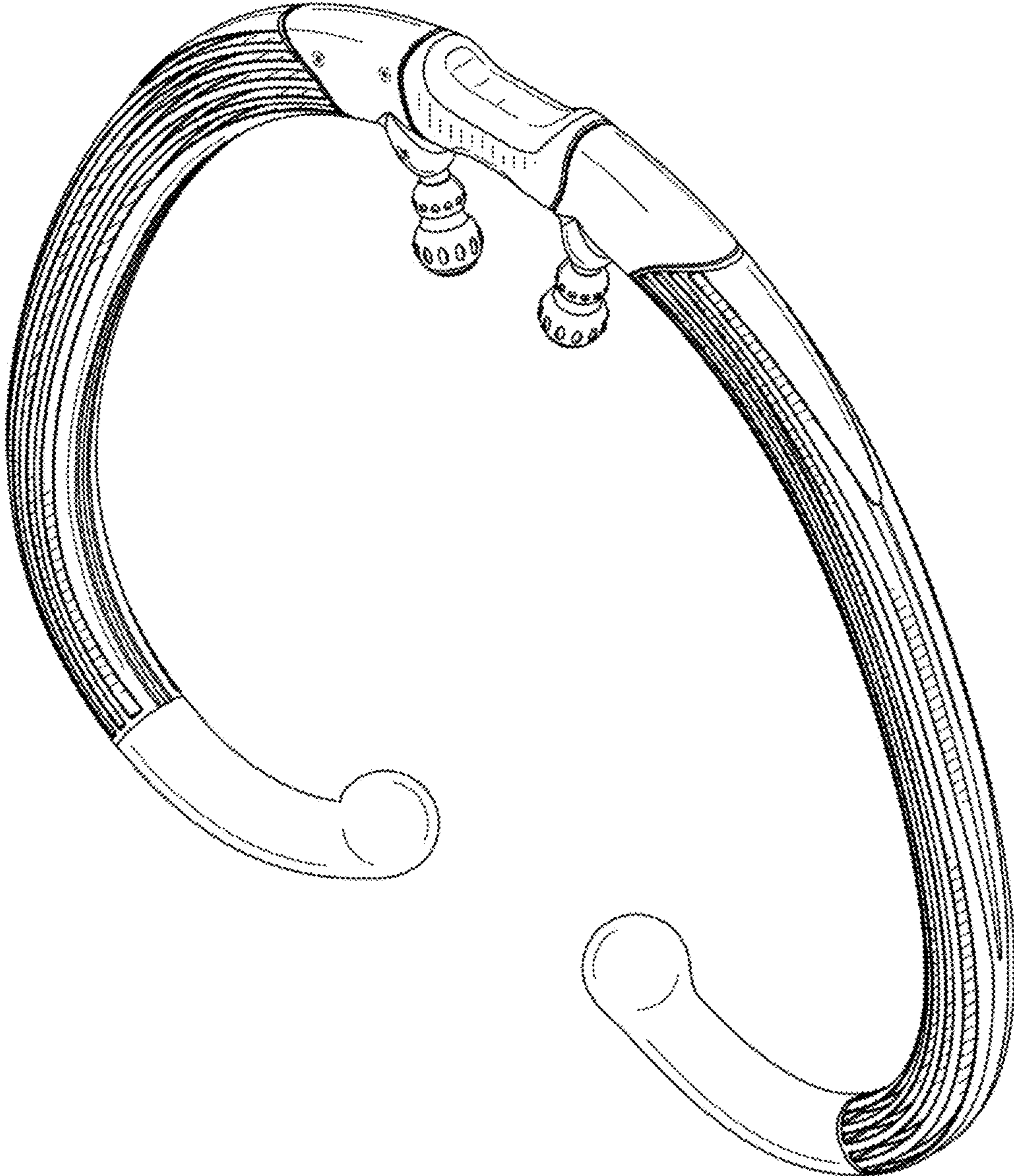


FIG. 1

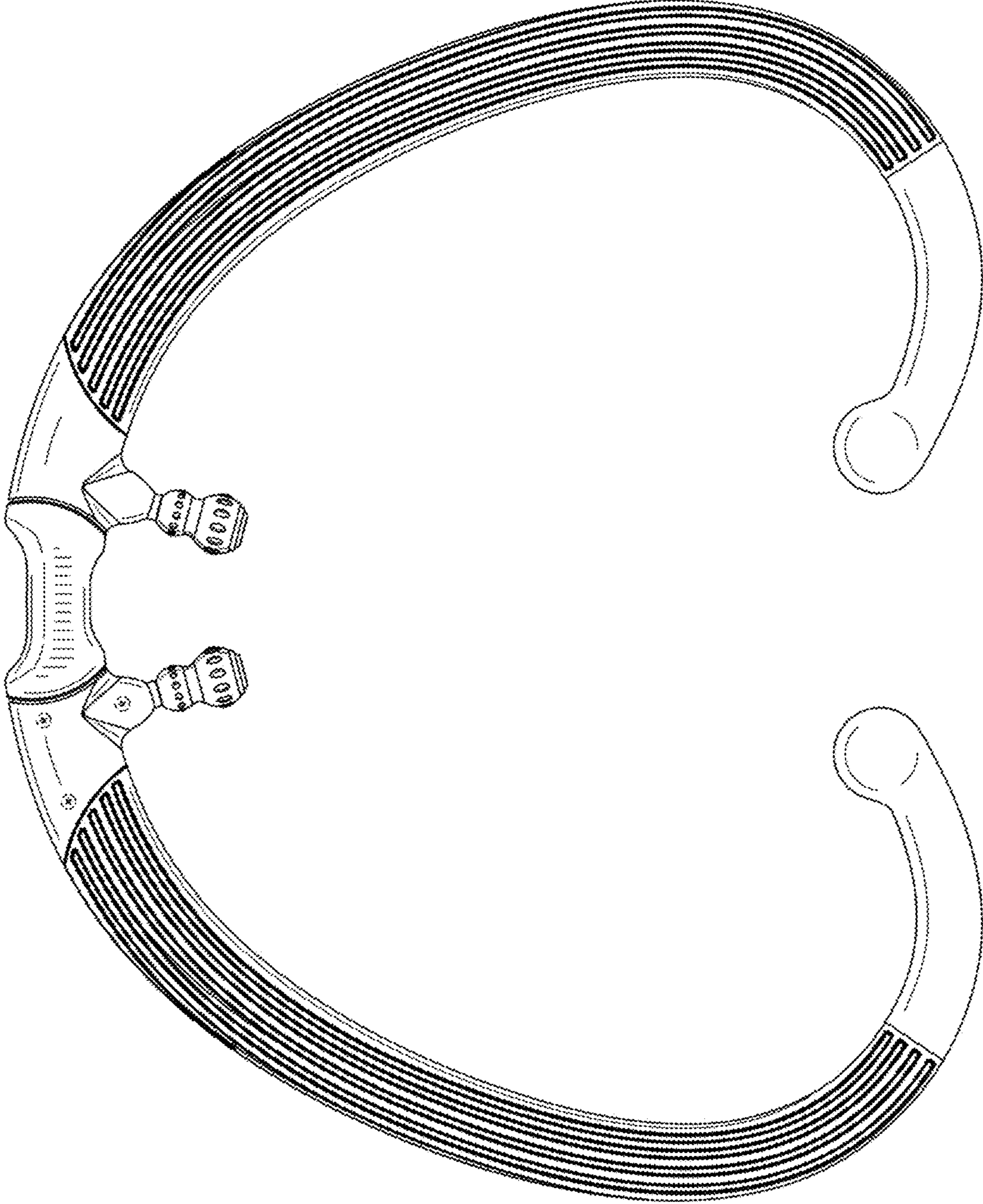


FIG. 2

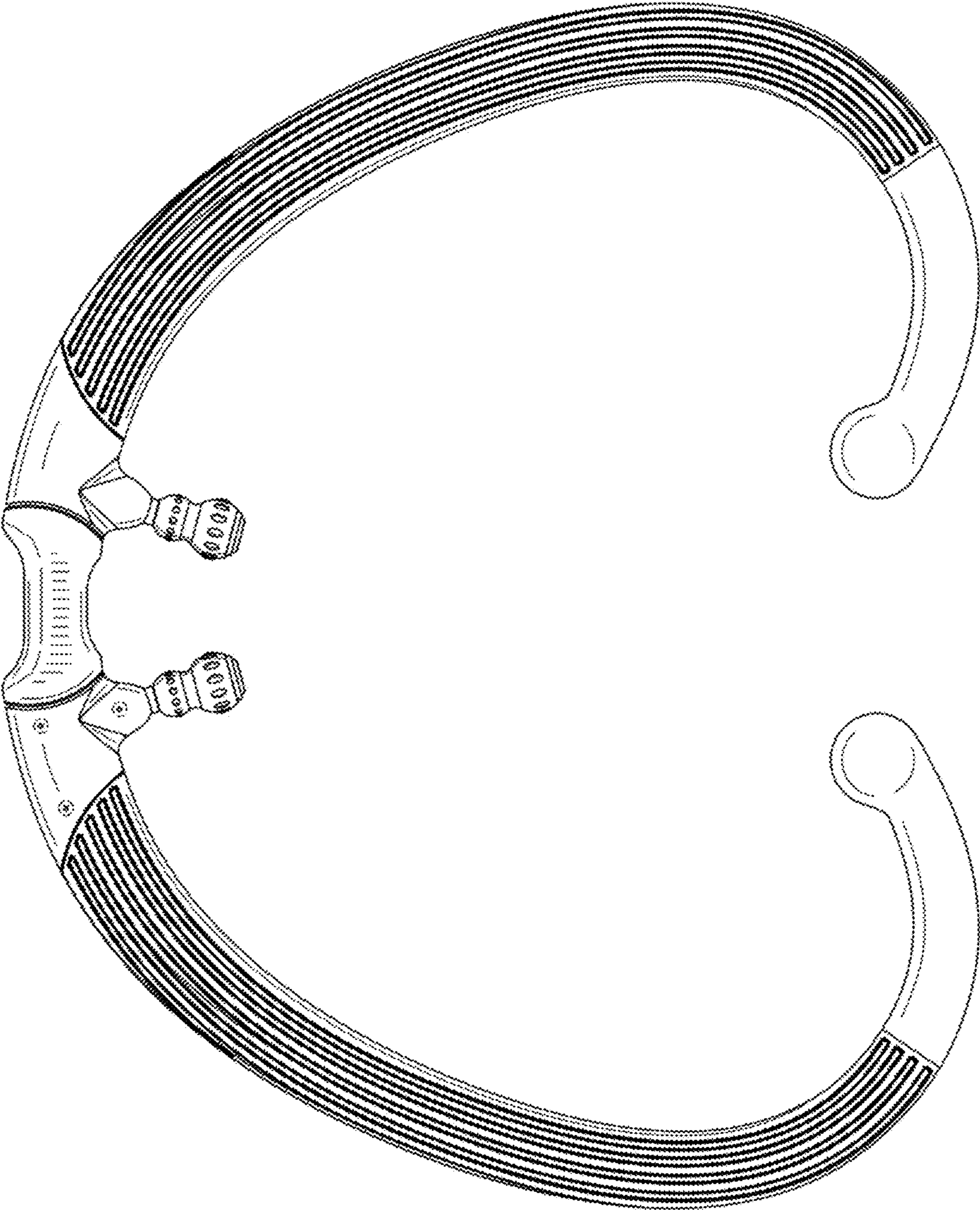


FIG. 3

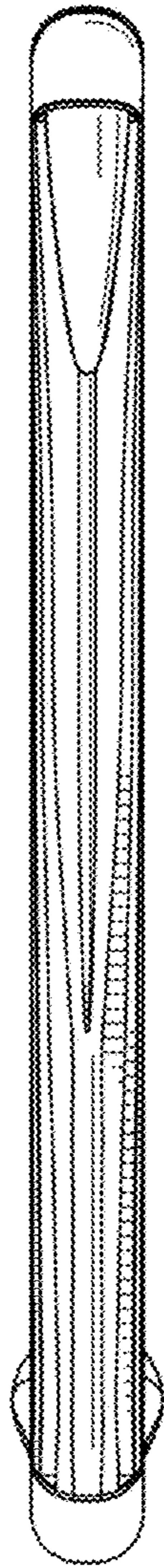


FIG. 4

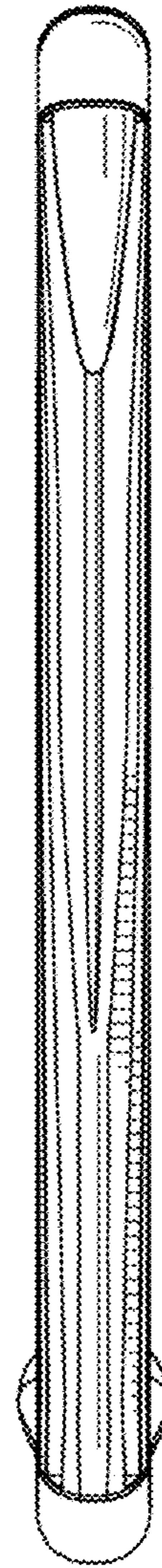


FIG. 5

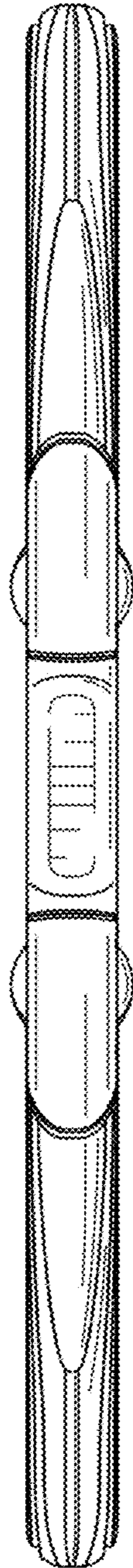


FIG. 6

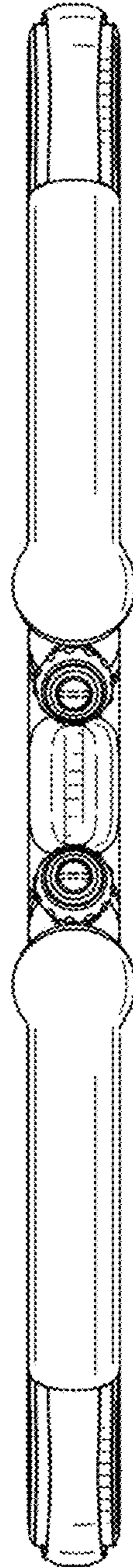


FIG. 7

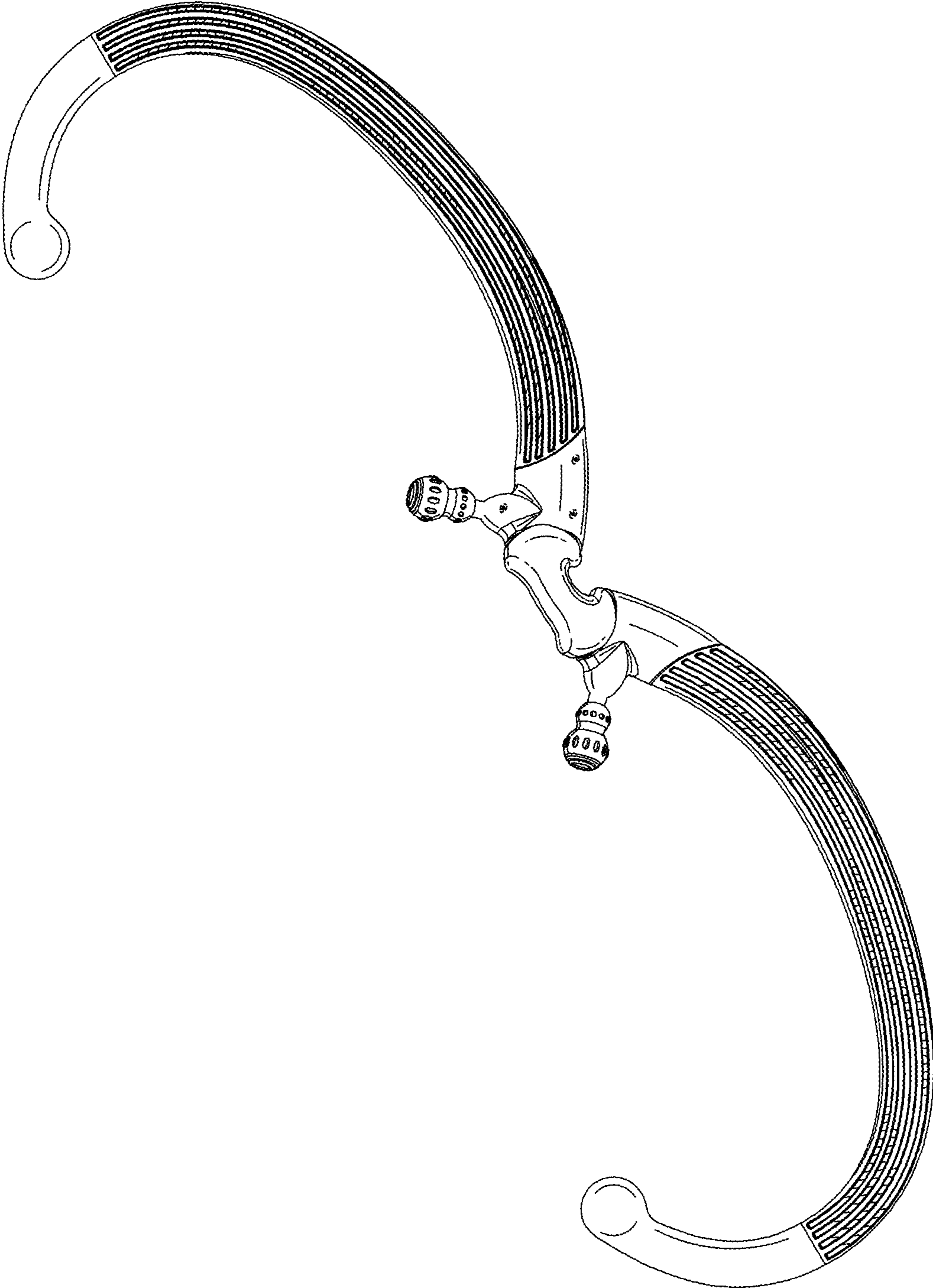


FIG. 8

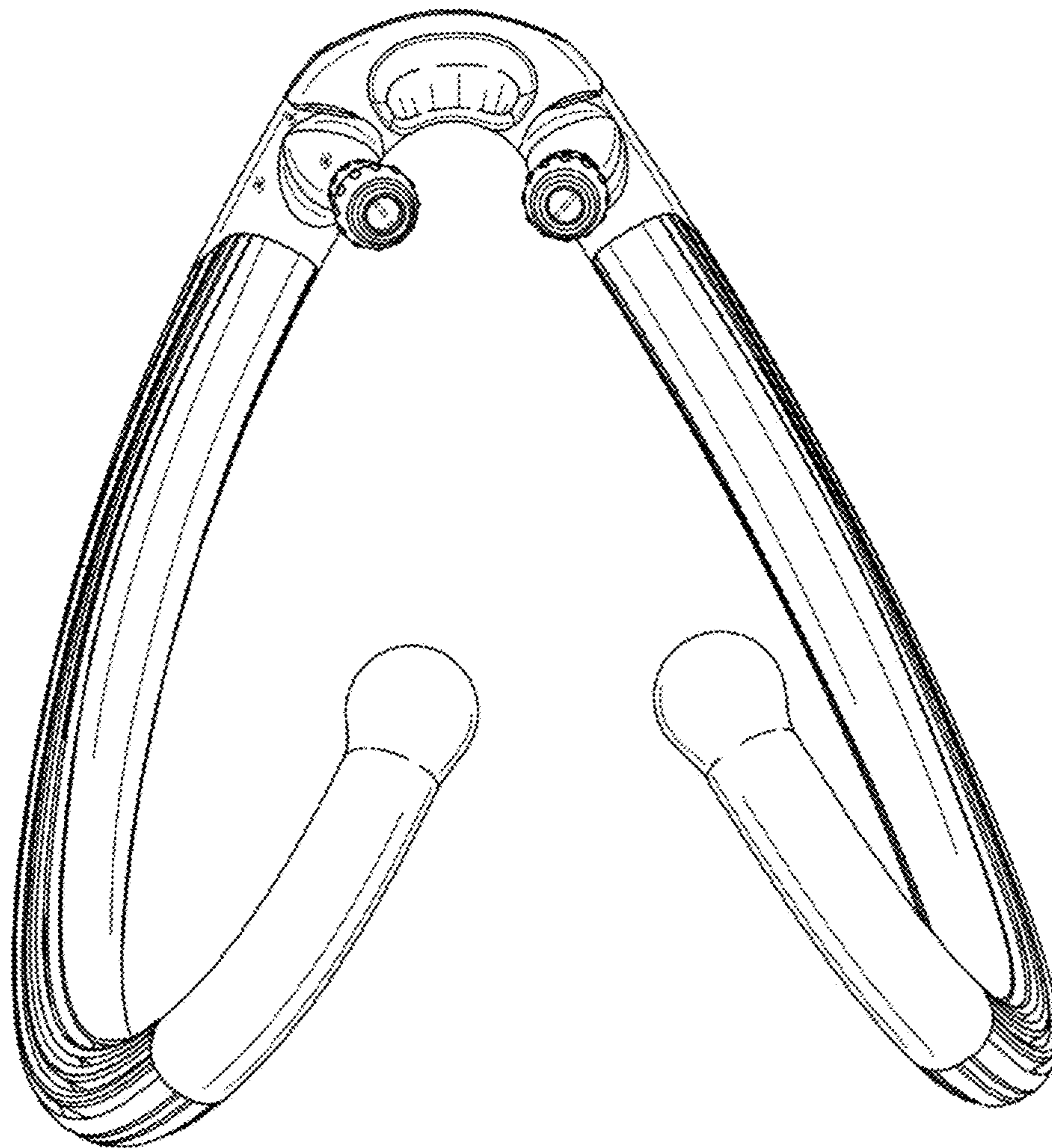


FIG. 9

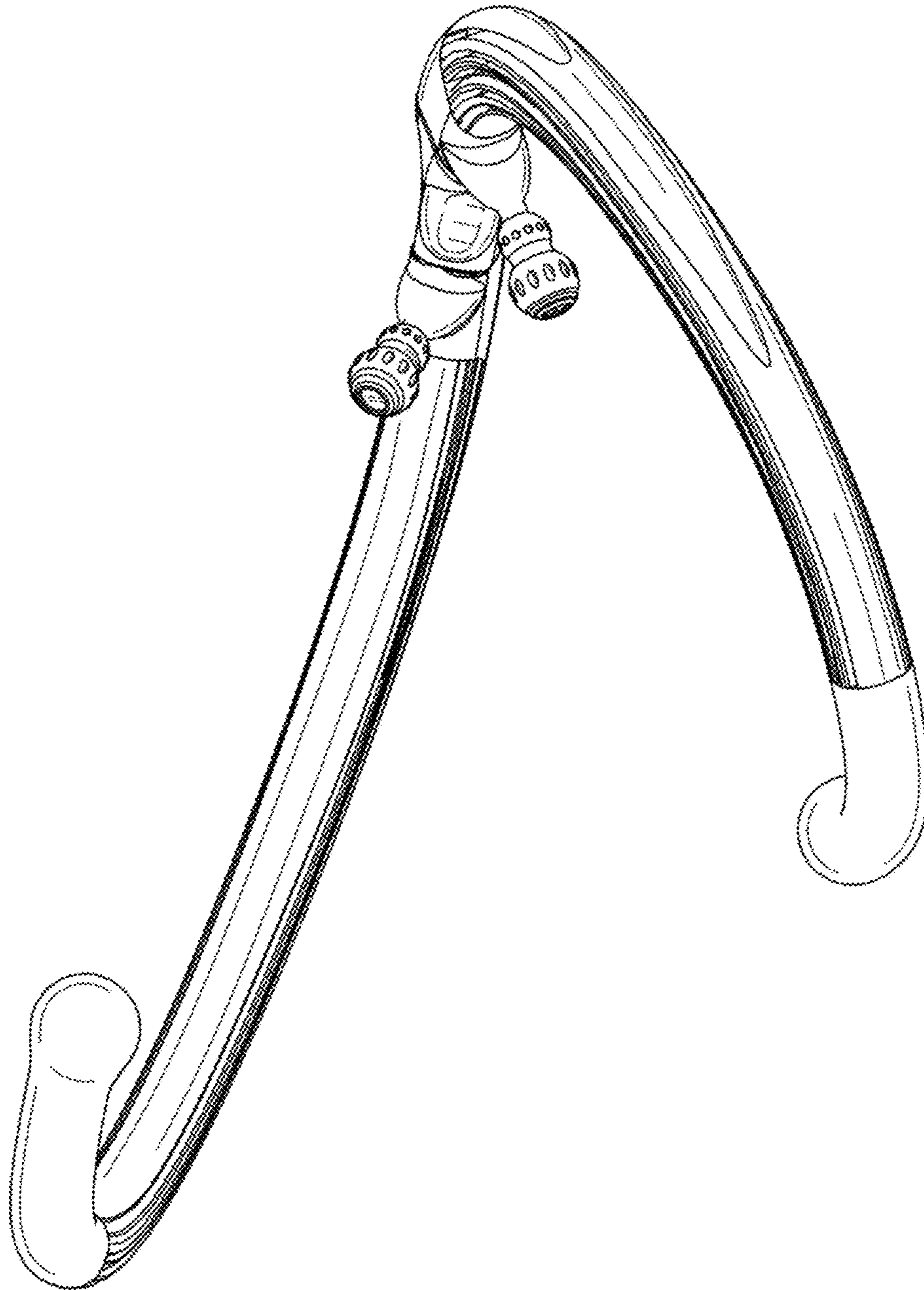


FIG. 10

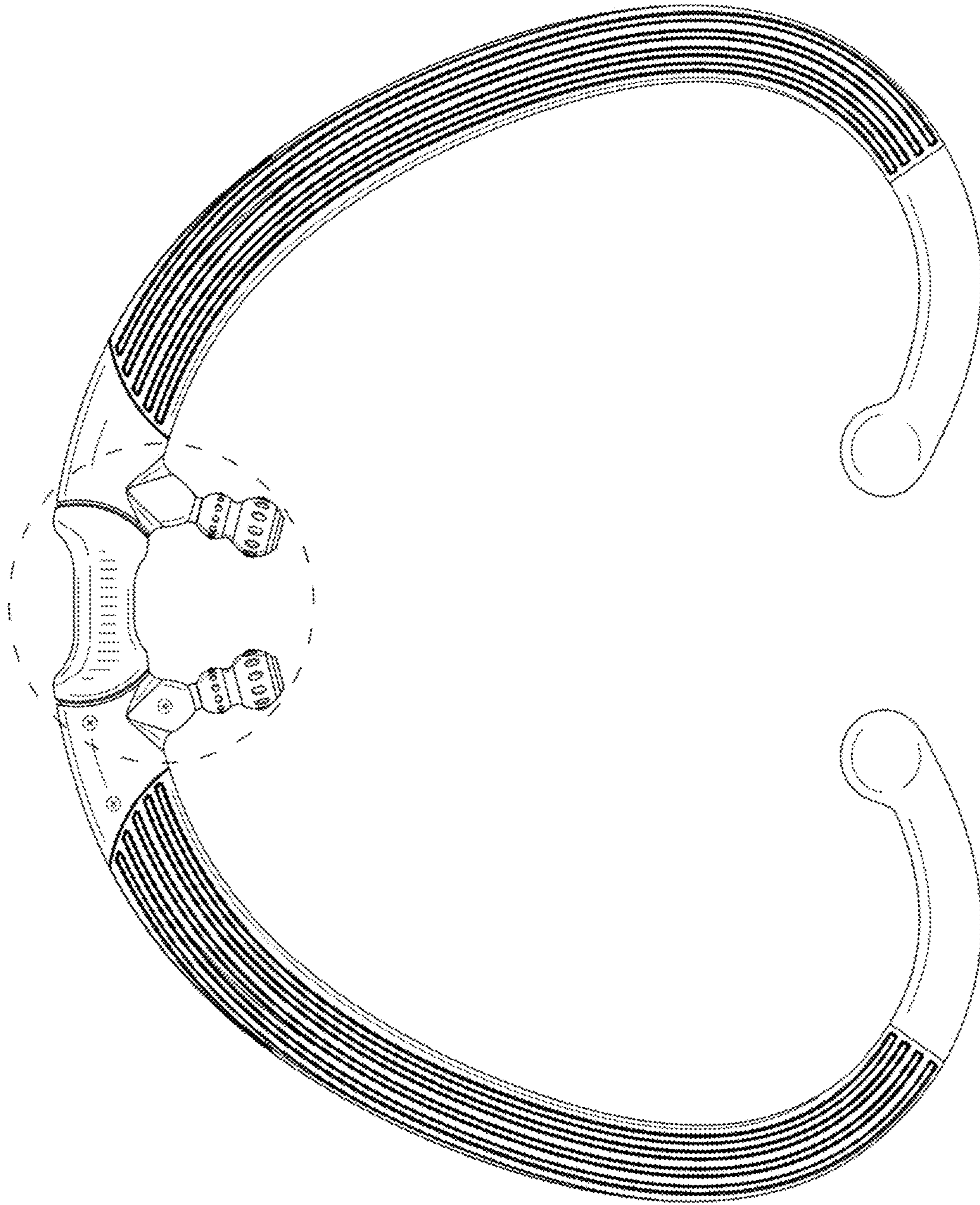


FIG. 11

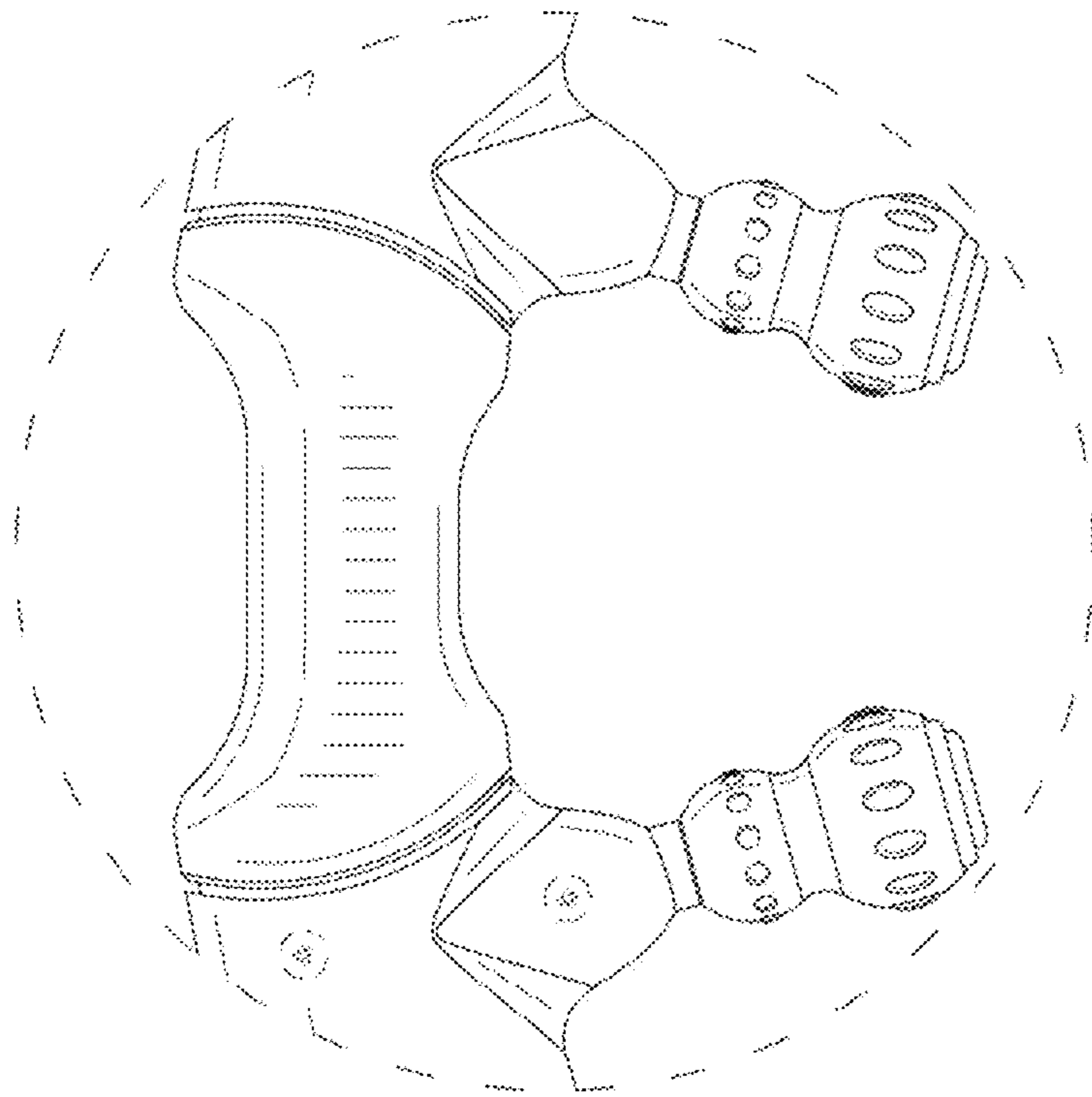


FIG. 12