



US00D922596S

(12) **United States Design Patent**  
**Waletzky et al.**

(10) **Patent No.:** **US D922,596 S**  
(45) **Date of Patent:** **\*\* Jun. 15, 2021**

(54) **COSMETIC MASSAGE ROLLER**

- (71) Applicant: **ELC MANAGEMENT LLC**, Melville, NY (US)
- (72) Inventors: **Judith Shalva Waletzky**, Brooklyn, NY (US); **Laura Otani**, New York, NY (US); **Maria Portiansky**, Brooklyn, NY (US)
- (73) Assignee: **ELC Management LLC**, Melville, NY (US)

(\*\*) Term: **15 Years**

(21) Appl. No.: **29/694,220**

(22) Filed: **Jun. 7, 2019**

(51) **LOC (13) Cl.** ..... **28-03**

(52) **U.S. Cl.**  
USPC ..... **D24/211**

(58) **Field of Classification Search**  
USPC ..... D24/200, 211, 212, 213, 214, 215  
CPC . A61H 15/00; A61H 2015/0028; A61H 7/001  
See application file for complete search history.

(56) **References Cited**

U.S. PATENT DOCUMENTS

D366,604 S *	1/1996	Welch, Jr. ....	D24/211
D408,544 S *	4/1999	Kalat .....	D24/211
D408,545 S *	4/1999	Taylor .....	D24/211
D445,196 S *	7/2001	Gladieux, III .....	D24/211
D445,508 S *	7/2001	Gladieux, III .....	D24/211
D469,879 S *	2/2003	Chen .....	D24/211
D656,621 S *	3/2012	Matsushita .....	D24/215
D657,065 S *	4/2012	Matsushita .....	D24/215
D666,304 S *	8/2012	Matsushita .....	D24/215

(Continued)

FOREIGN PATENT DOCUMENTS

JP	D1628586	4/2019
KR	300882935.0000	11/2016
KR	300972218.0000	9/2018

OTHER PUBLICATIONS

Amazon, "Golden Pulse Facial Face Massager", Oct. 28, 2019. [https://www.amazon.com/Beauty-Bar-Massager-Anti-Wrinkles-Tightening/dp/B07WLR7PQZ/ref=sr\\_1\\_169?dchild=1&keywords=message+facial+roller&qid=1597839592&sr=8-169](https://www.amazon.com/Beauty-Bar-Massager-Anti-Wrinkles-Tightening/dp/B07WLR7PQZ/ref=sr_1_169?dchild=1&keywords=message+facial+roller&qid=1597839592&sr=8-169). Shown on p. 1. (Year: 2019).\*

*Primary Examiner* — Cynthia Ramirez

*Assistant Examiner* — Michael A Maharajh

(74) *Attorney, Agent, or Firm* — Tiffany Johnson

(57) **CLAIM**

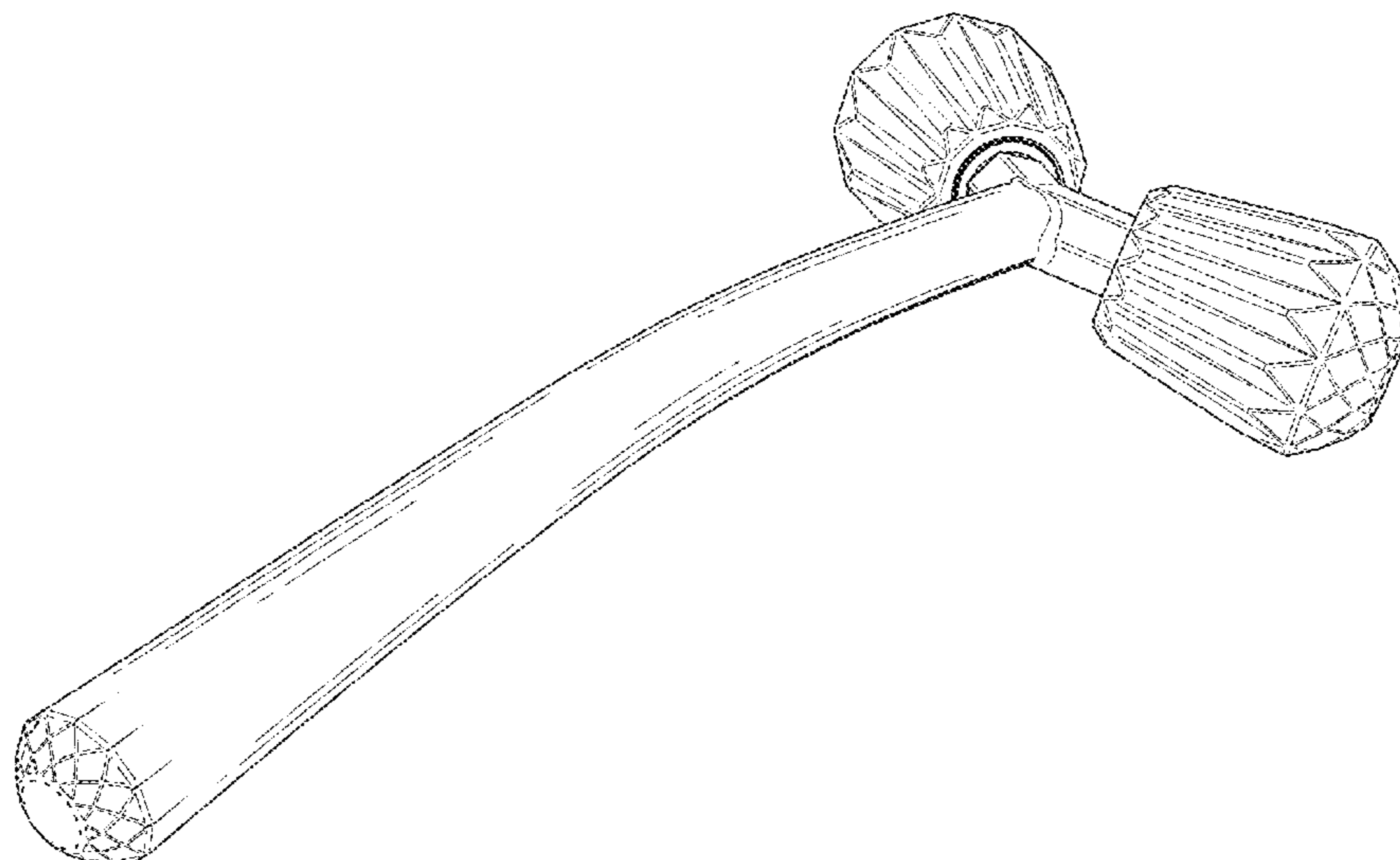
The ornamental design for a cosmetic massage roller, as shown and described.

**DESCRIPTION**

FIG. 1 is a perspective view of a cosmetic massage roller showing the claimed design;  
FIG. 2 is a front view thereof;  
FIG. 3 is a rear view thereof;  
FIG. 4 is a right side view thereof;  
FIG. 5 is a left side view thereof;  
FIG. 6 is a top view thereof;  
FIG. 7 is a bottom view thereof;  
FIG. 8 is an enlarged side view of the roller head portion of the cosmetic massage roller, as shown in FIG. 3;  
FIG. 9 is an enlarged perspective view of the roller head portion of the cosmetic massage roller, as shown in FIG. 4; and,  
FIG. 10 is a side perspective view of the cosmetic massage roller.

The evenly spaced broken lines in the figures are for the purposes of illustrating portions of the cosmetic massage roller, which form no part of the claimed design. The dash-dot broken line circles in FIGS. 3 and 4 are to show the enlarged areas, and form no part of the claimed design. The dot-dash broken lines in FIGS. 8 and 9 represent the boundaries of the design and form no part thereof.

**1 Claim, 7 Drawing Sheets**



(56)

**References Cited**

## U.S. PATENT DOCUMENTS

D668,771	S	*	10/2012	Matsushita	.....	D24/211
D669,998	S	*	10/2012	Matsushita	.....	D24/215
D674,500	S	*	1/2013	Matsushita	.....	D24/211
D725,788	S		3/2015	Matsushita		
D820,466	S		6/2018	Matsushita		
D841,176	S	*	2/2019	Gaquiere	.....	D24/211
D842,487	S	*	3/2019	Matsushita	.....	D24/211
D844,797	S	*	4/2019	Matsushita	.....	D24/211
D857,907	S	*	8/2019	Luo	.....	D24/211
D857,908	S	*	8/2019	Matsushita	.....	D24/211
D857,909	S	*	8/2019	Matsushita	.....	D24/211
D865,205	S	*	10/2019	Matsushita	.....	D24/211
D865,206	S	*	10/2019	Matsushita	.....	D24/211
D865,207	S	*	10/2019	Matsushita	.....	D24/211
D865,208	S	*	10/2019	Matsushita	.....	D24/211
D868,277	S	*	11/2019	Yamazaki	.....	D24/211
D874,014	S	*	1/2020	Matsushita	.....	D24/211
D874,666	S	*	2/2020	Matsushita	.....	D24/211
D887,572	S	*	6/2020	Matsushita	.....	D24/211
2007/0083135	A1	*	4/2007	Gueret	.....	A61H 15/00 601/127
2014/0288473	A1	*	9/2014	Matsushita	.....	A61H 15/00 601/137

\* cited by examiner

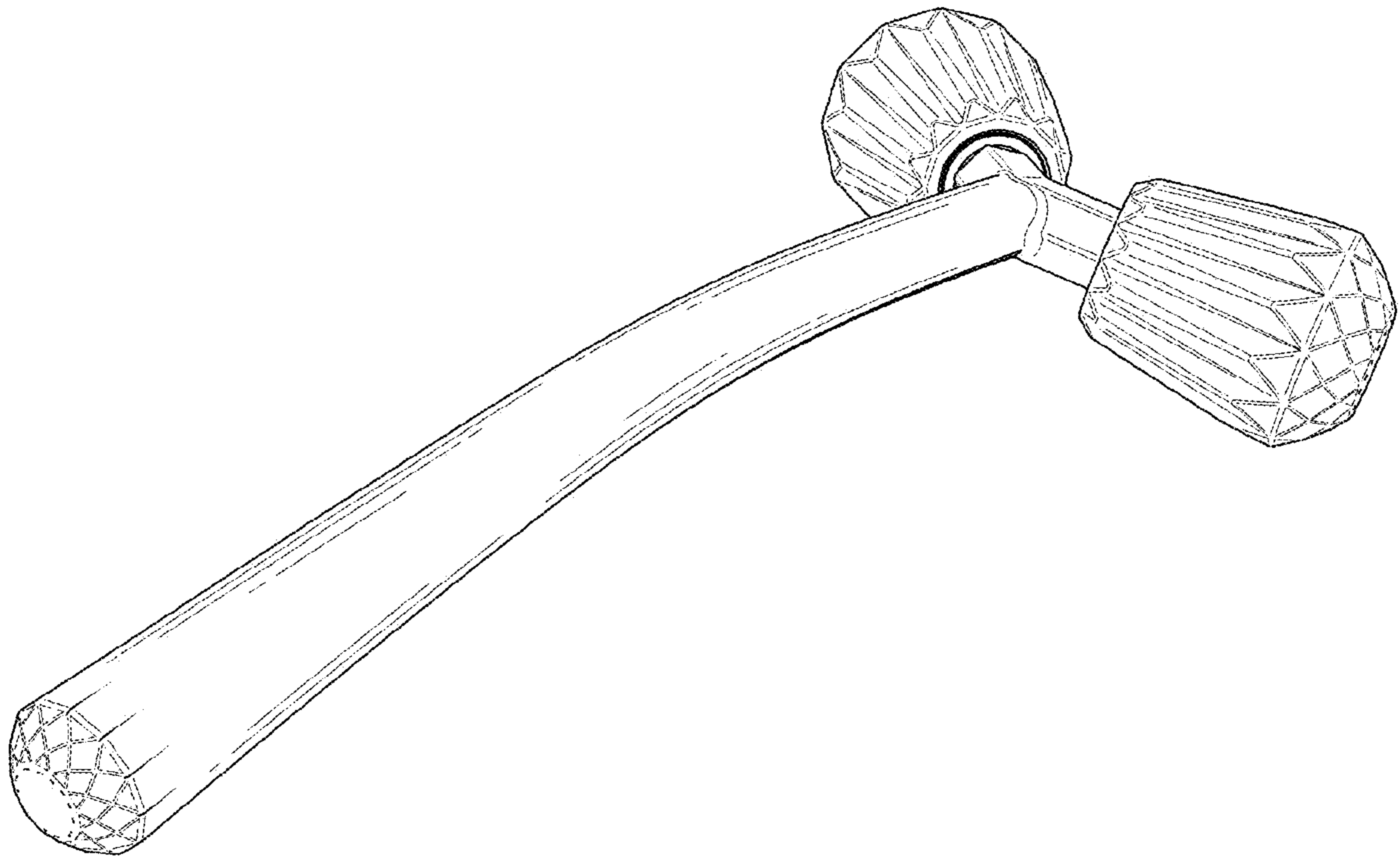


FIG. 1

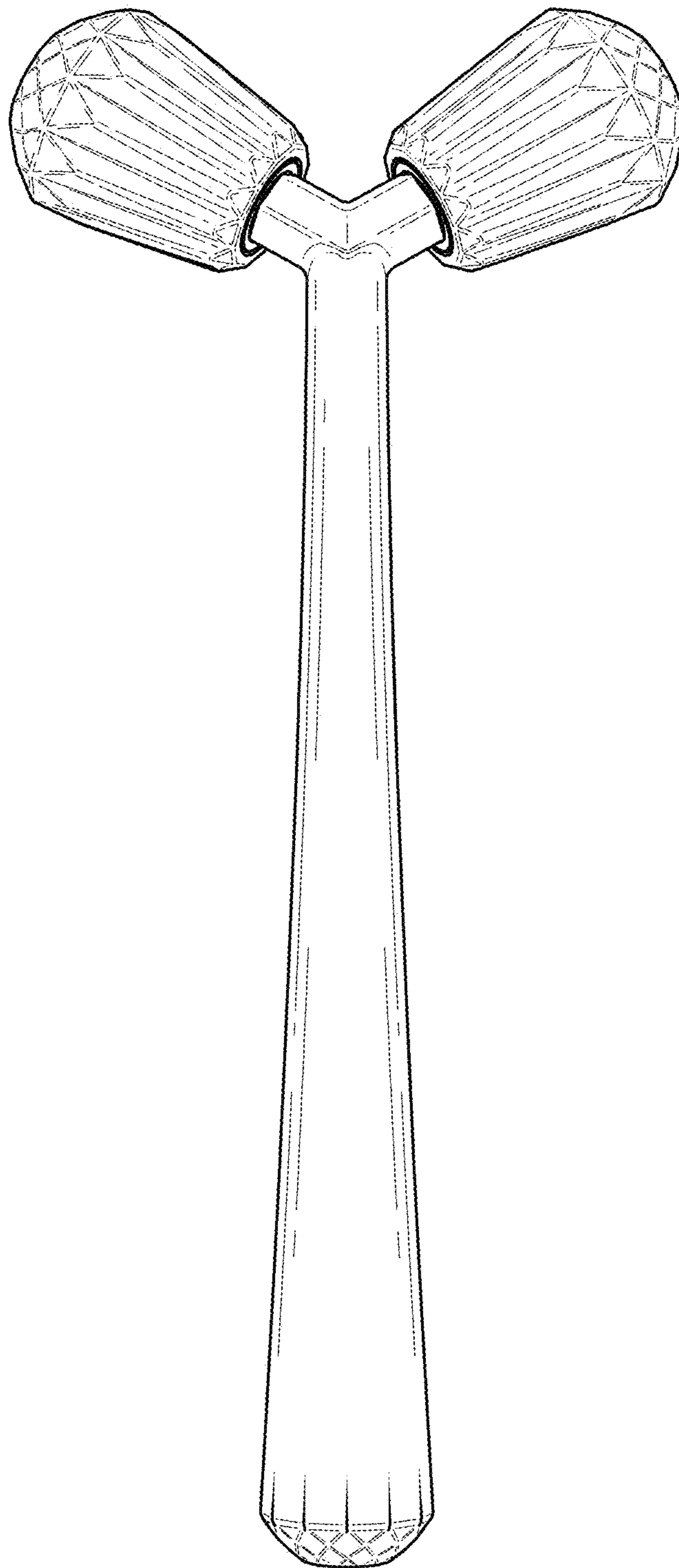


FIG. 2

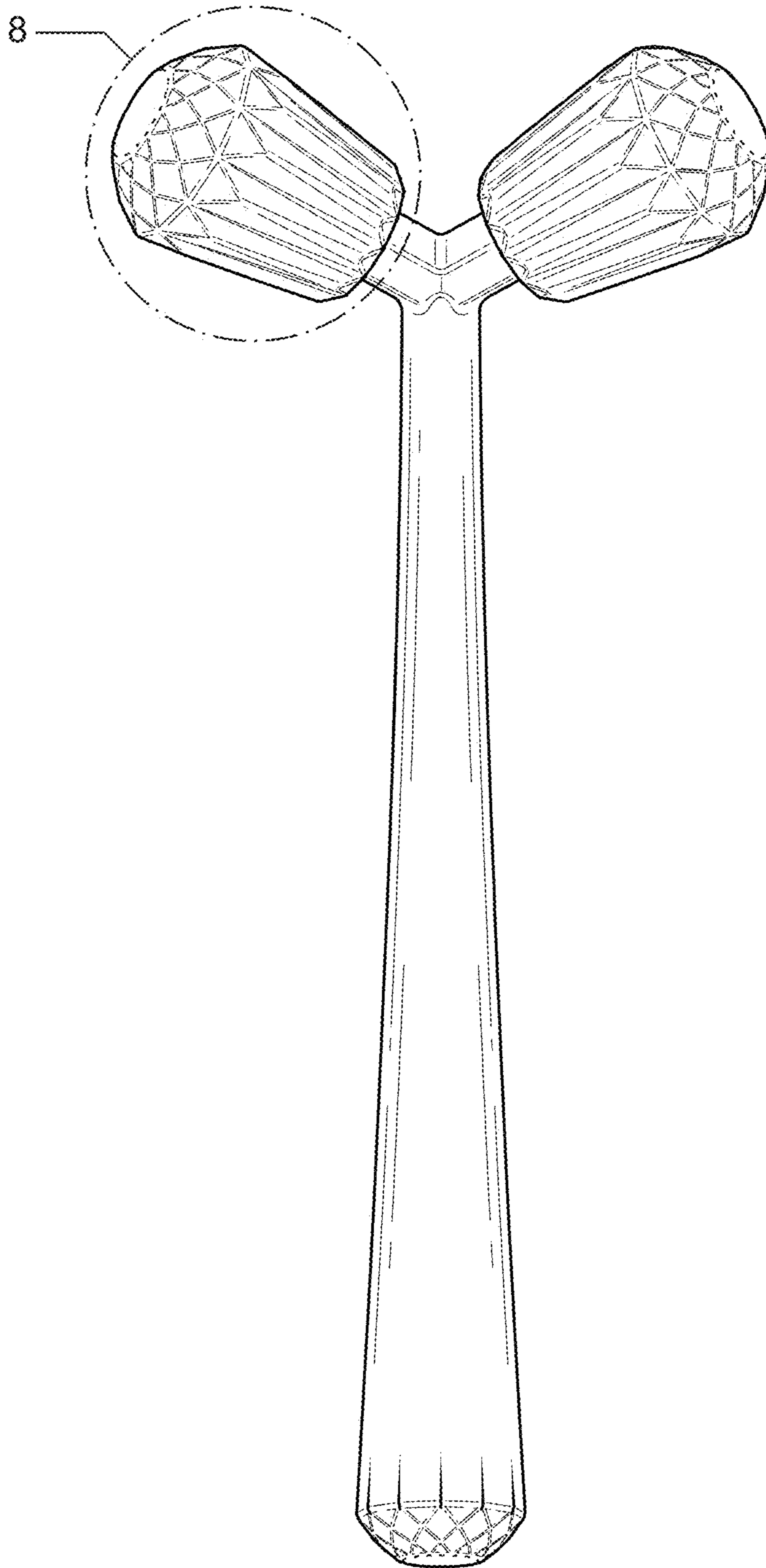


FIG. 3

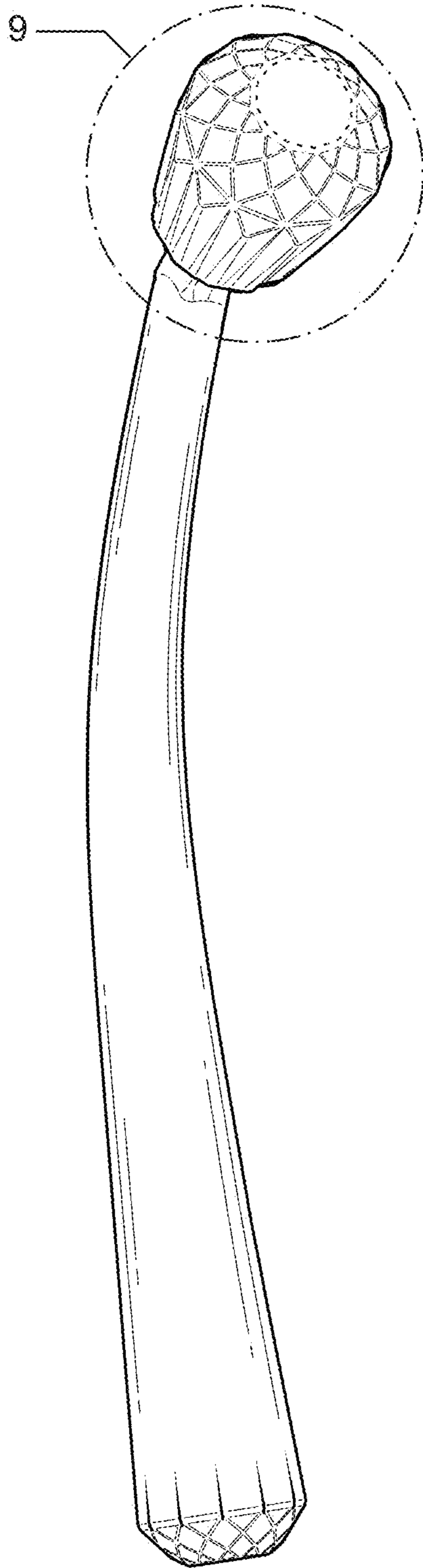


FIG. 4



FIG. 5

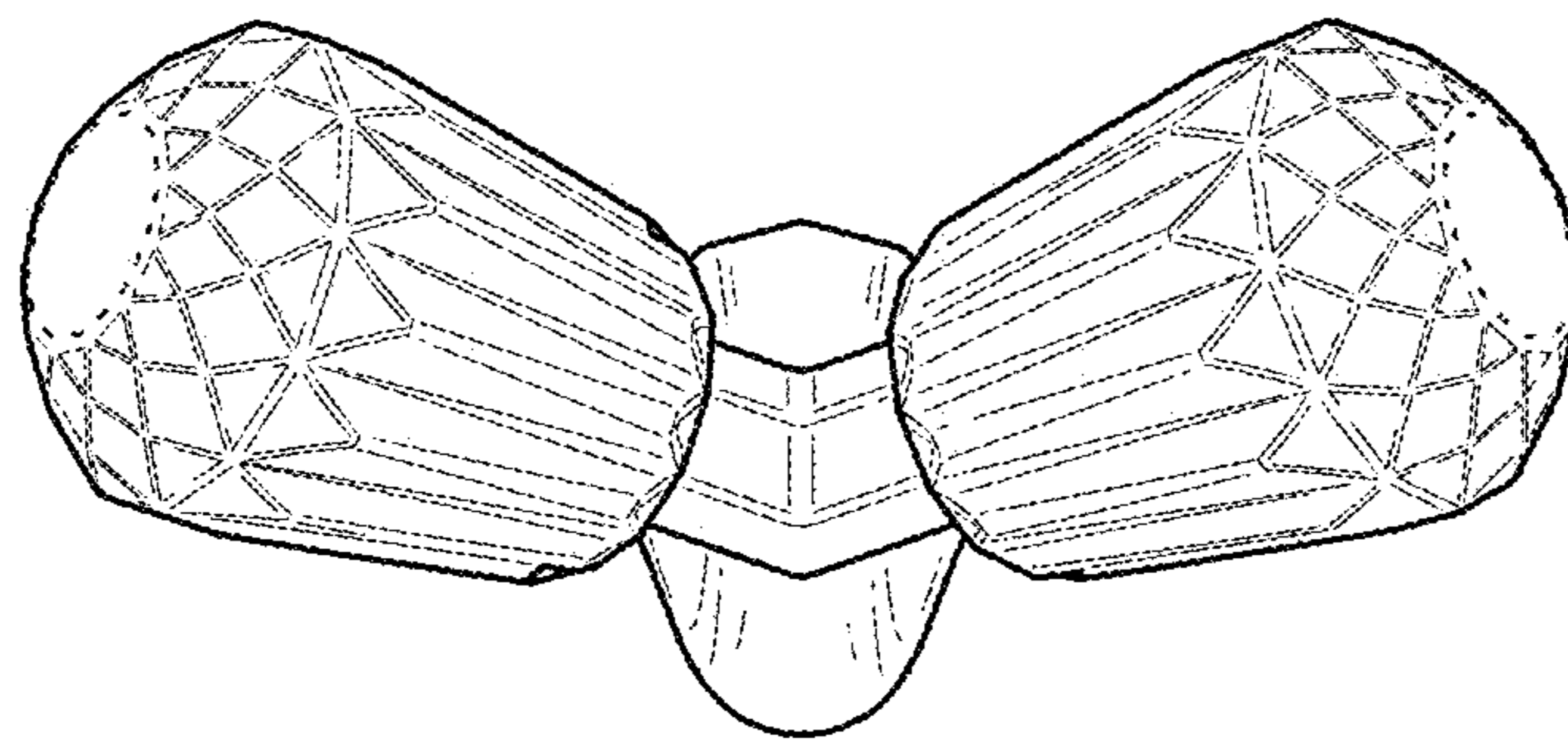


FIG. 6

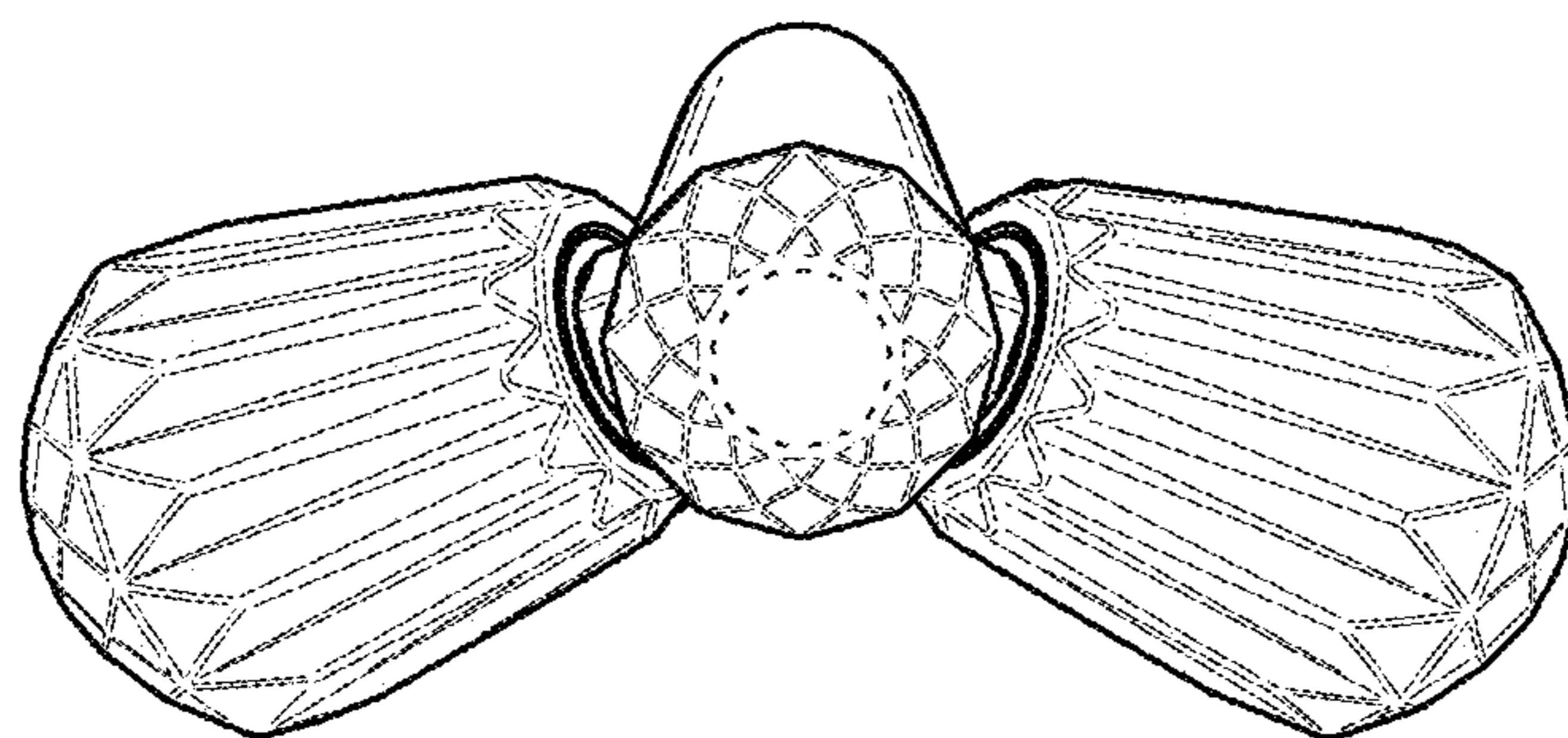


FIG. 7

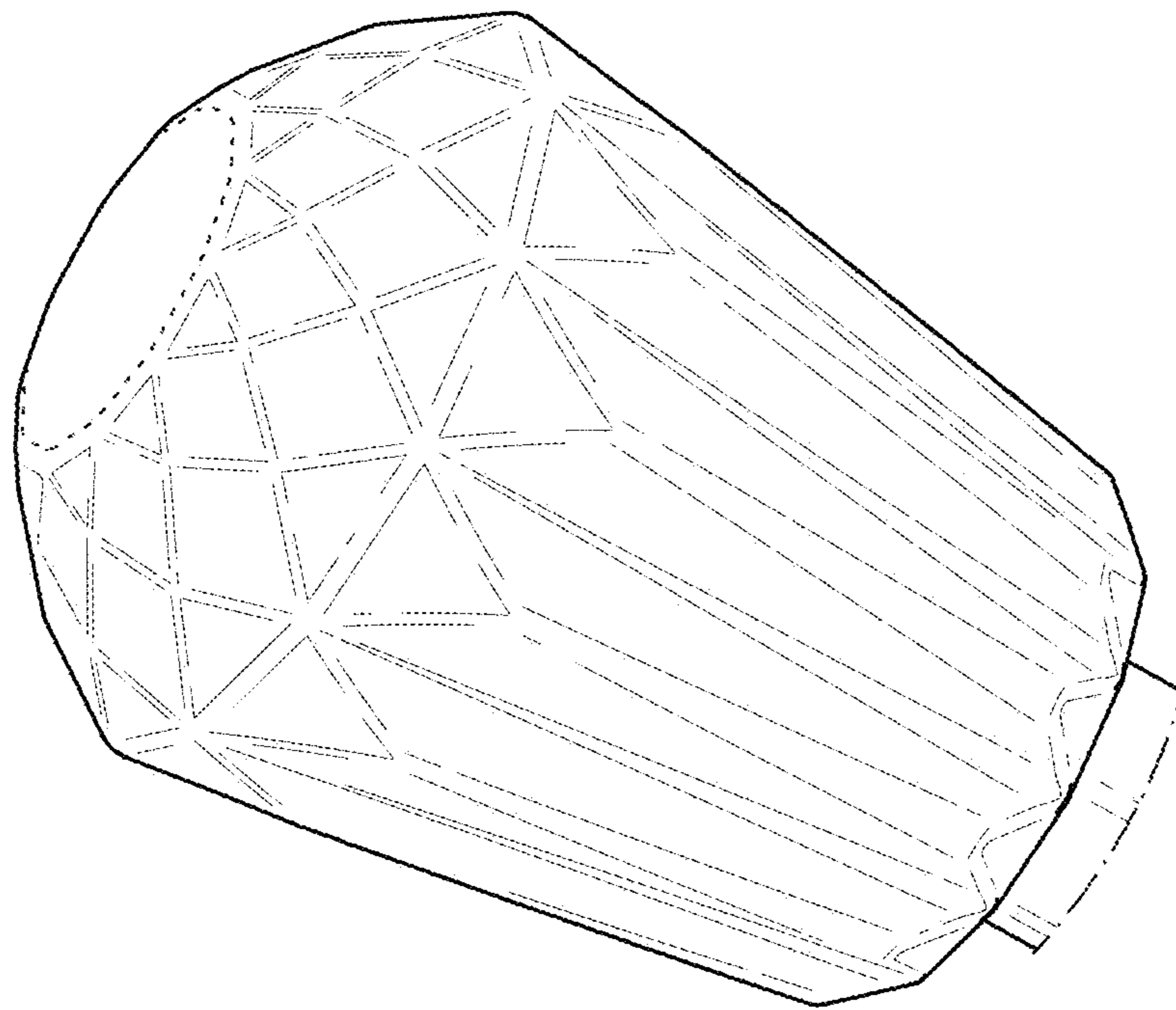


FIG. 8

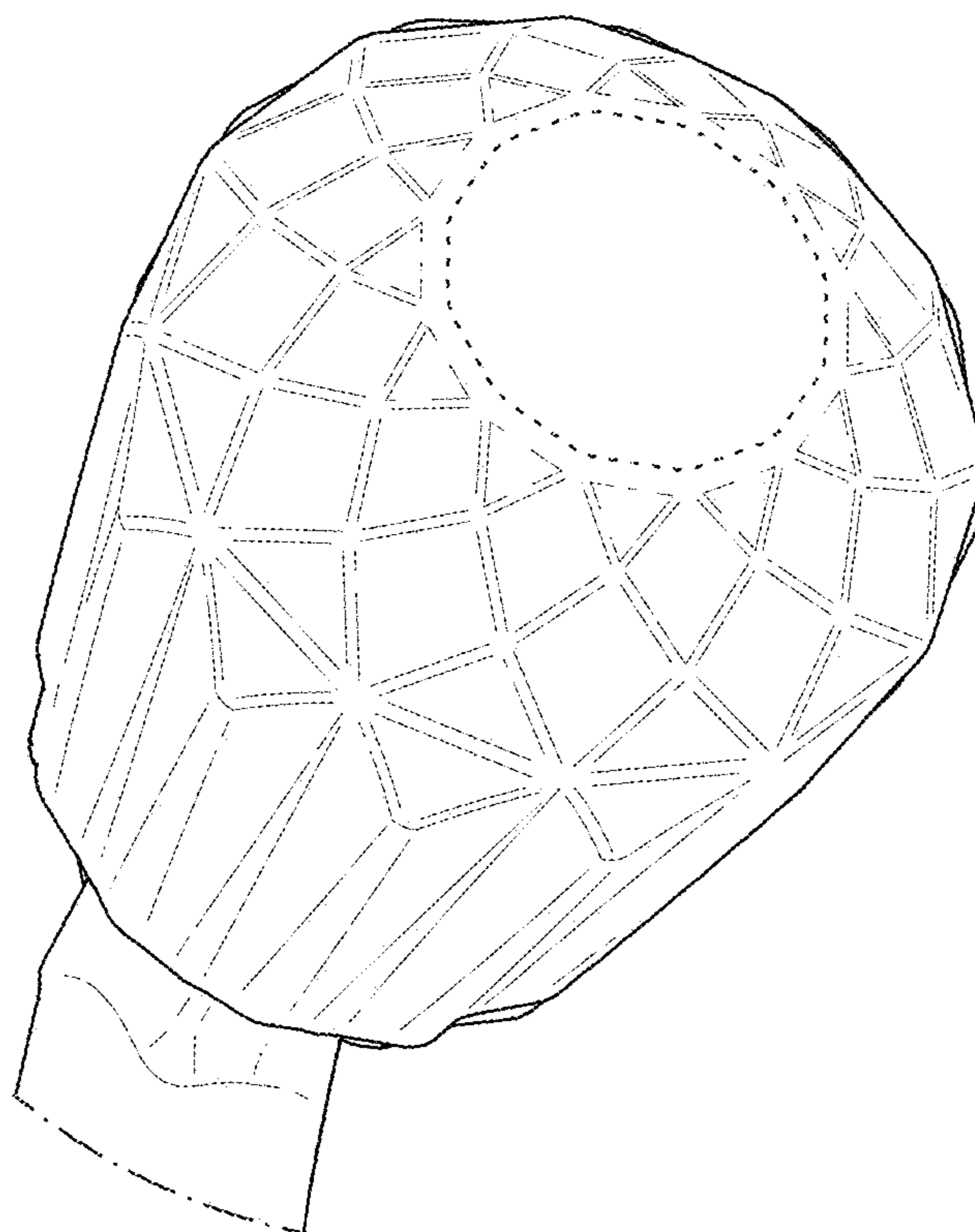


FIG. 9



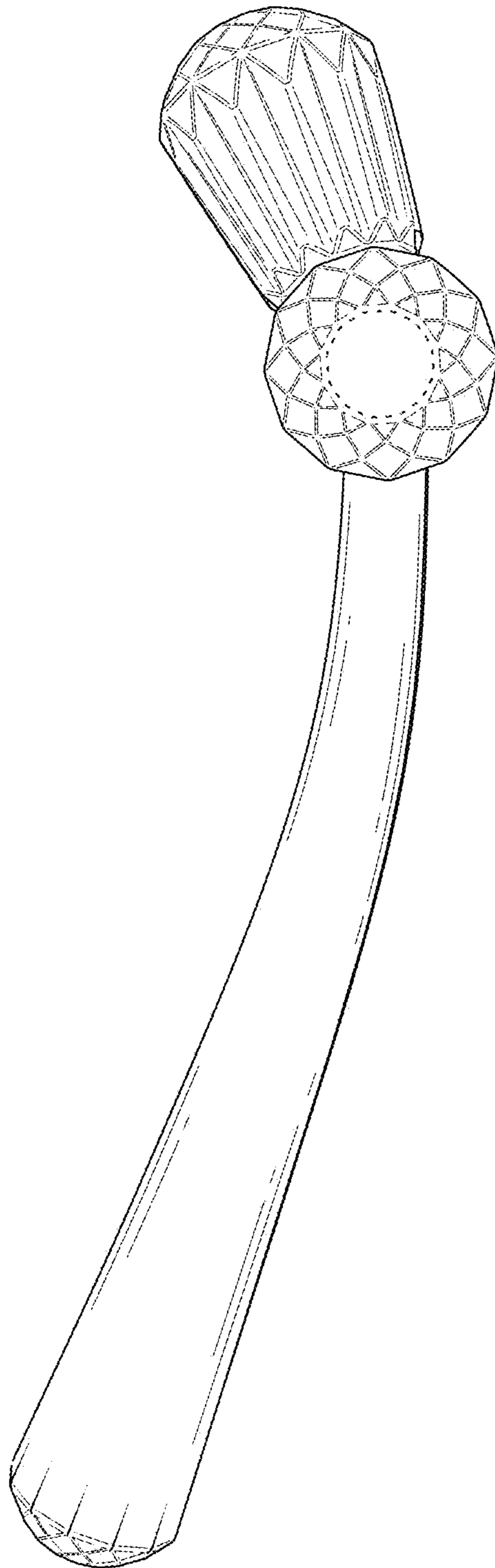


FIG. 10