



US00D922590S

(12) **United States Design Patent** (10) **Patent No.:** **US D922,590 S**
Kersen et al. (45) **Date of Patent:** **** Jun. 15, 2021**

(54) **TOE CREST**

(71) Applicants: **Lawrence Kersen**, Boonton, NJ (US);
Marty Vogel, Flushing, NY (US)
(72) Inventors: **Lawrence Kersen**, Boonton, NJ (US);
Marty Vogel, Flushing, NY (US)
(73) Assignee: **Poly-Gel L.L.C.**, Whippany, NJ (US)
(**) Term: **15 Years**

(21) Appl. No.: **29/696,477**

(22) Filed: **Jun. 27, 2019**

(51) **LOC (13) Cl.** **24-01**

(52) **U.S. Cl.**

USPC **D24/192**

(58) **Field of Classification Search**

USPC D24/188–192, 200, 206, 214, 215

CPC A61F 13/00021; A61F 13/0203; A61F
13/066

See application file for complete search history.

(56) **References Cited**

U.S. PATENT DOCUMENTS

D720,861 S *	1/2015	Rust Huthmaker	D24/192
D763,454 S *	8/2016	Rust Huthmaker	D24/192
D767,771 S *	9/2016	Moon	D24/188
D775,352 S *	12/2016	Mills	D24/171
D787,078 S *	5/2017	Daniels	D24/192
D835,793 S *	12/2018	Zhuang	D24/192
D884,199 S *	5/2020	Mei	D24/190
2008/0023017 A1 *	1/2008	Cotton	A45D 29/22 132/73
2011/0284018 A1 *	11/2011	Dragos	A45D 29/22 132/73
2012/0152267 A1 *	6/2012	Chang	A43B 3/106 132/200

OTHER PUBLICATIONS

Best Advisors. Best Bunion Correctors in the UK. Nov. 26, 2020. <https://www.bestadvisers.co.uk/bunion-correctors> (Year: 2020).*
Amazon. DR JK Bunion Relief, Toe Separators Bunion Pal Kit, 8 Piece of Bunion Pals to Fight Bunion! Bunion Corrector, Hallux Valgus, Toe Straighteners. Mar. 16, 2017. <https://www.amazon.com/dp/B06XPN7CZR/?tag=trfoa5k-20> (Year: 2017).*
Amazon. Pedifix Hammer Toe Crests Economy Right/large—Model 8154B-LR—Pkg of 3. Feb. 27, 2009. <https://amzn.to/2X3uDsx> (Year: 2009).*

* cited by examiner

Primary Examiner — Darcey E Gottschalk

(74) *Attorney, Agent, or Firm* — Edwin D. Schindler

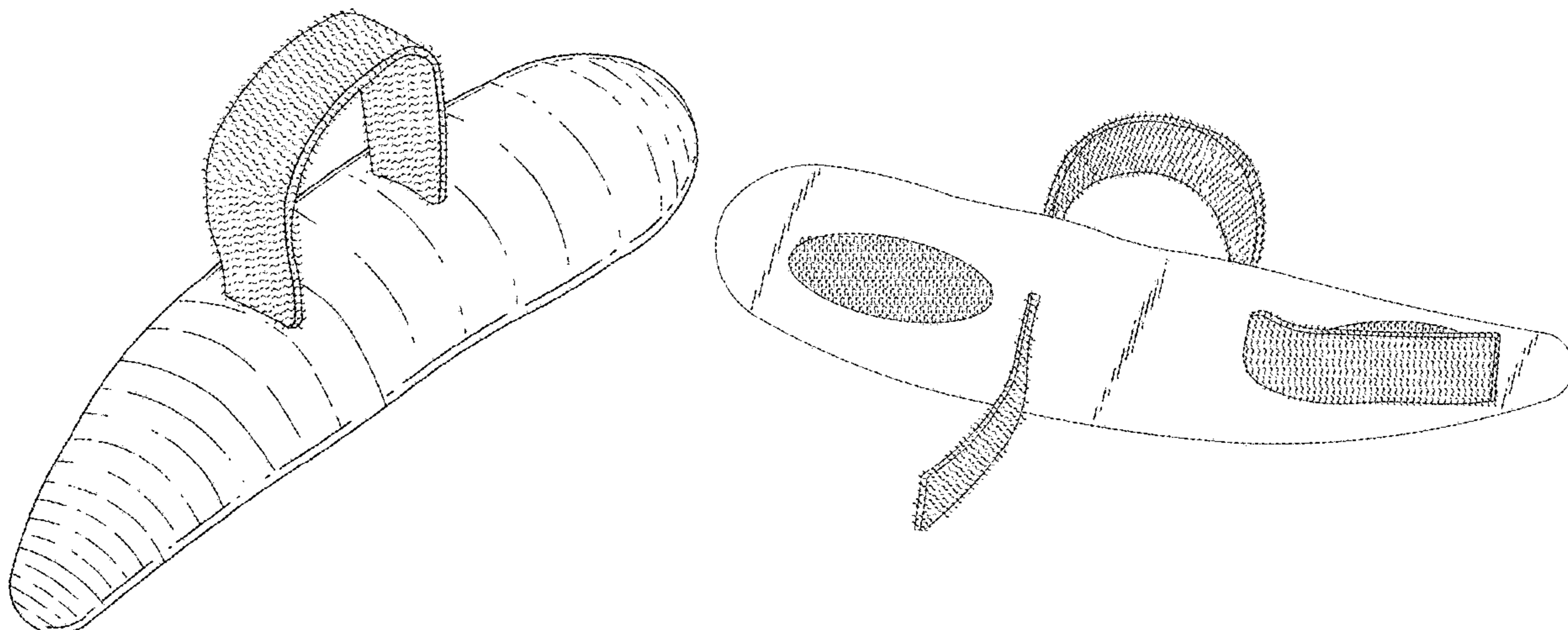
(57) **CLAIM**

The ornamental design for a toe crest, as shown and described.

DESCRIPTION

FIG. 1 is a right perspective side view of the toe crest of the present design;
FIG. 2 is a bottom left side view of the toe crest of the design of FIG. 1;
FIG. 3 is a right side view of the toe crest of the design of FIG. 1 with both left and right hook-and-loop fasteners on the bottom of the toe crest attached;
FIG. 4 is a top left side view of the toe crest of the design of FIG. 1; and,
FIG. 5 is a top right side view of the toe crest of the design of FIG. 1.

1 Claim, 4 Drawing Sheets



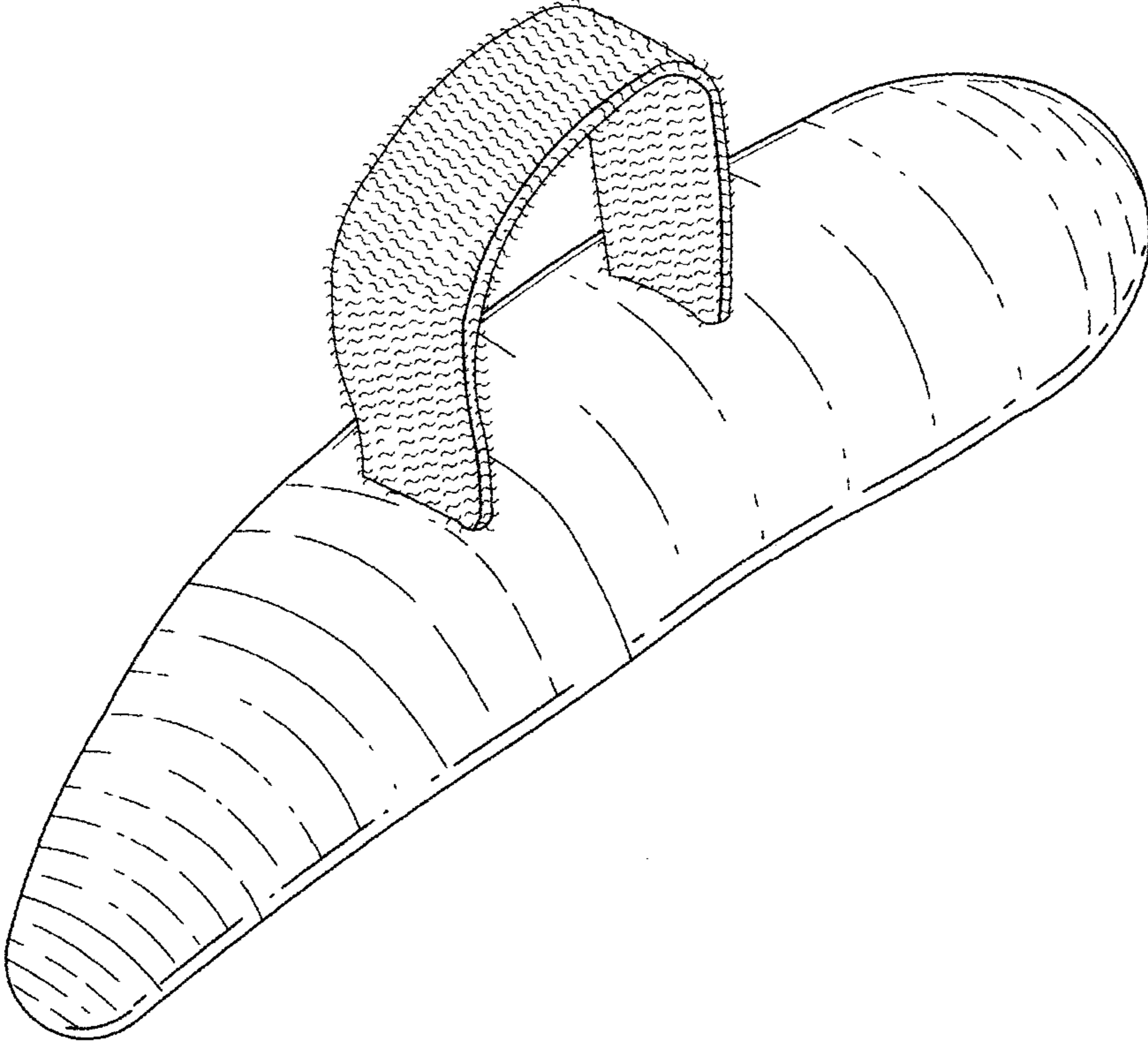


FIG. 1

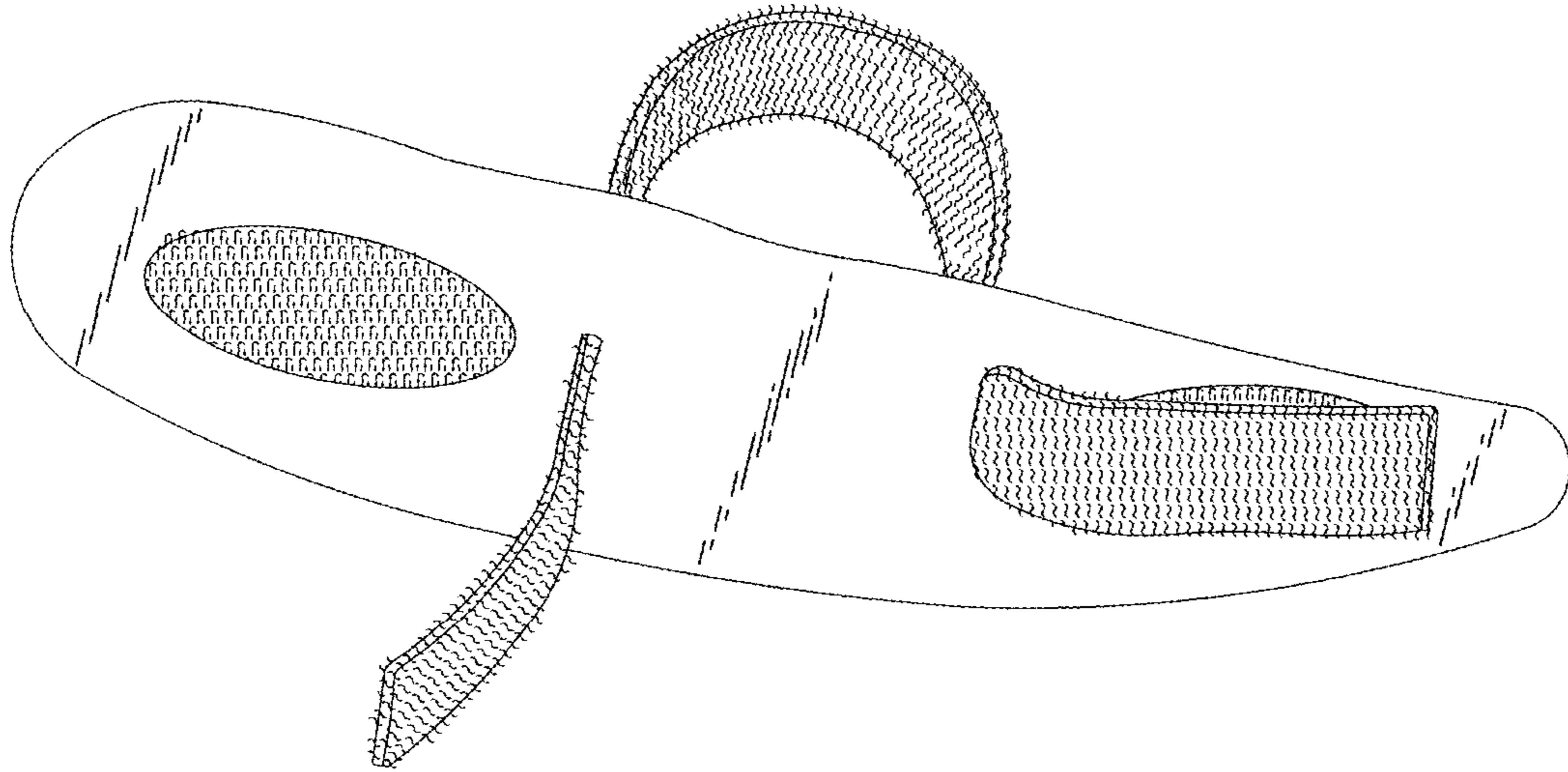


FIG. 2

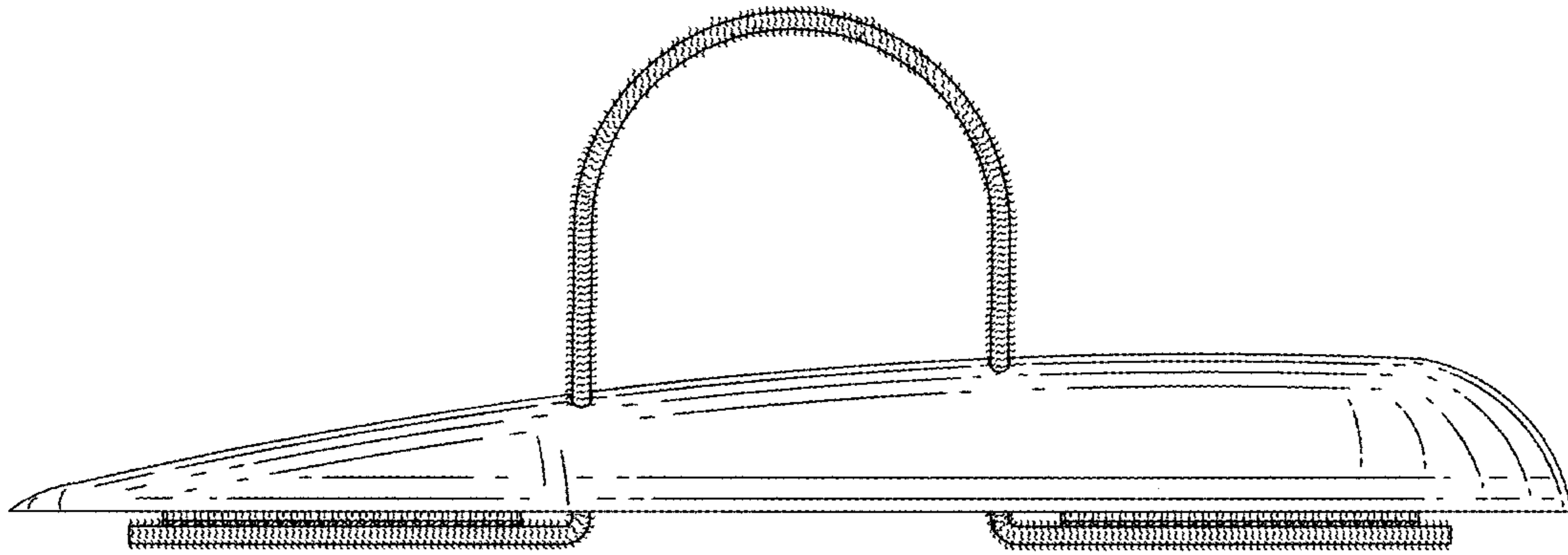


FIG. 3

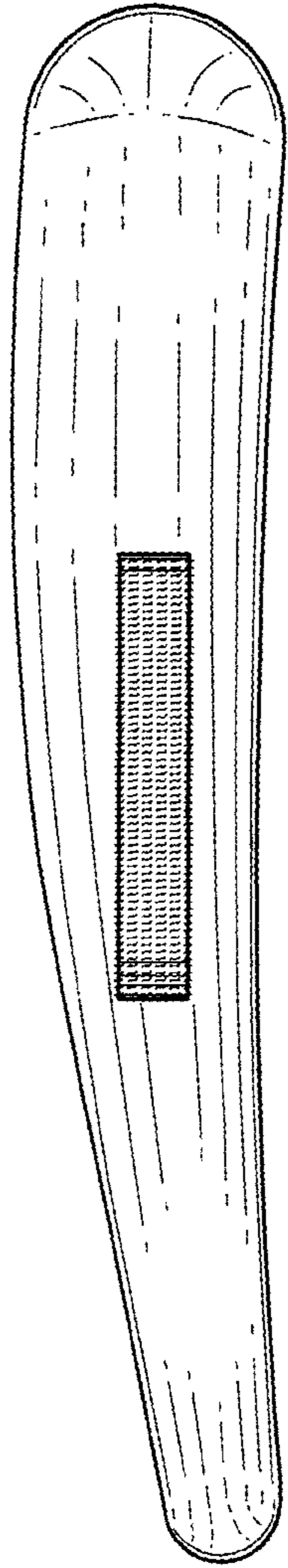


FIG. 4

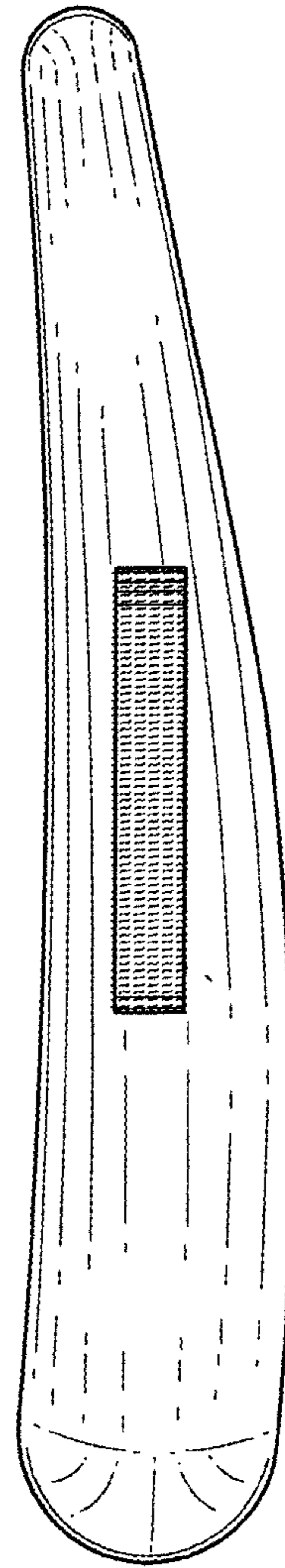


FIG. 5