



US00D922578S

(12) **United States Design Patent**
Ayers

(10) **Patent No.:** **US D922,578 S**
(45) **Date of Patent:** **** Jun. 15, 2021**

(54) **CAVITY LINER PLACEMENT TOOL**
(71) Applicant: **Evelyn Anne-Bauschka Ayers**, San Diego, CA (US)
(72) Inventor: **Evelyn Anne-Bauschka Ayers**, San Diego, CA (US)
(**) Term: **15 Years**

(21) Appl. No.: **29/737,081**
(22) Filed: **Jun. 5, 2020**

Related U.S. Application Data

(63) Continuation-in-part of application No. 16/041,764, filed on Aug. 13, 2018, now abandoned.
(51) **LOC (13) Cl.** **24-02**
(52) **U.S. Cl.**
USPC **D24/152**
(58) **Field of Classification Search**
USPC D24/152-154, 176, 146-147, 149, 133
CPC A61C 3/00; A61C 3/02; A61C 3/08; A61C 3/10; A61C 1/10; A61C 5/00; A61C 17/0202; A61C 17/225
See application file for complete search history.

(56) **References Cited**

U.S. PATENT DOCUMENTS

D249,062 S * 8/1978 Crafoord D24/147
D293,372 S * 12/1987 Butt D24/147

D413,382 S * 8/1999 Maissami D24/152
D419,238 S * 1/2000 Maissami D24/152
D440,653 S * 4/2001 Mark D24/152
8,007,278 B2 * 8/2011 Chao A61C 3/00
433/144
D883,483 S * 5/2020 Hussein D24/152
2003/0211443 A1 * 11/2003 Magee, III A61C 3/00
433/164
2017/0367786 A1 * 12/2017 Halverson A61C 3/00

* cited by examiner

Primary Examiner — Wan Laymon

(74) *Attorney, Agent, or Firm* — Ashok Tankha; Lipton Weinberger & Husick

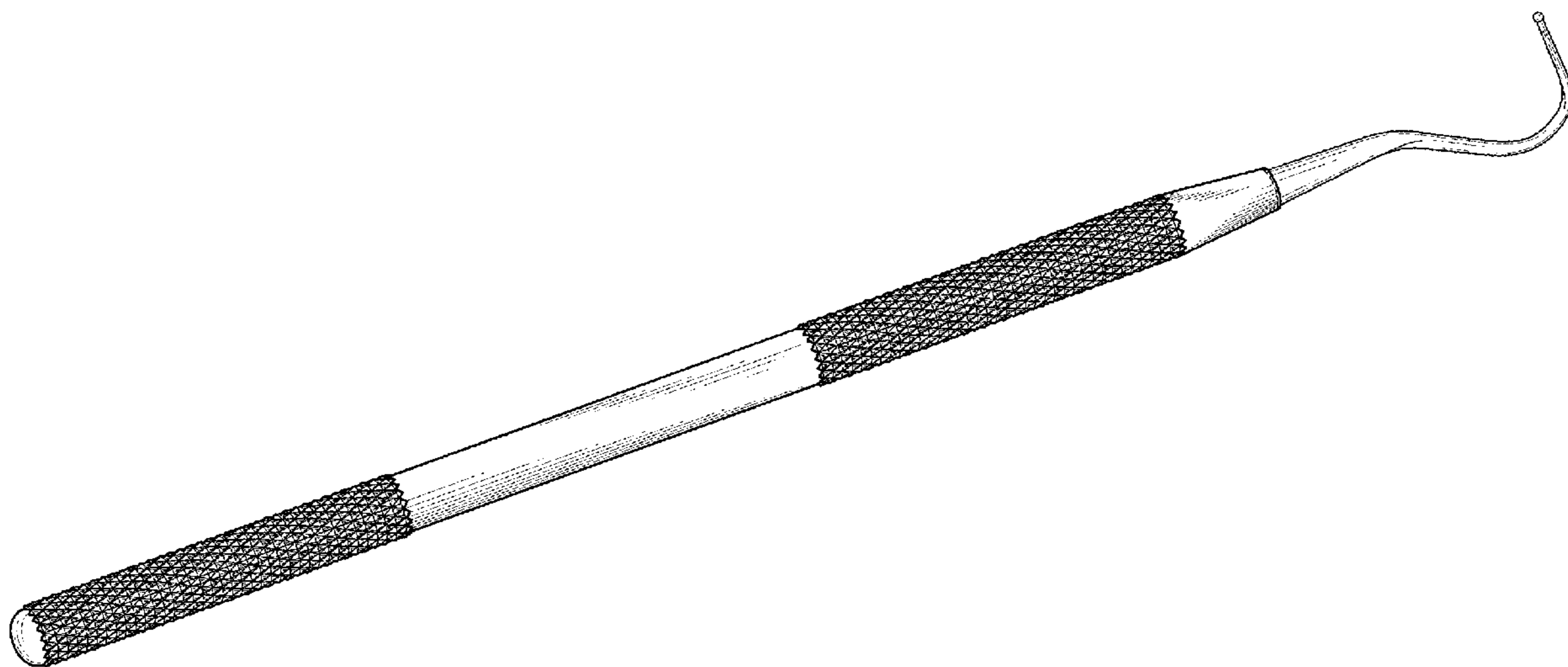
(57) **CLAIM**

The ornamental design for a cavity liner placement tool, as shown and described.

DESCRIPTION

FIG. 1 is a front left side perspective view of a cavity liner placement tool;
FIG. 2 is a front view thereof;
FIG. 3 is a rear view thereof;
FIG. 4 is a left side view thereof;
FIG. 5 is a right side view thereof;
FIG. 6 is a top view thereof; and,
FIG. 7 is a bottom view thereof.

1 Claim, 6 Drawing Sheets



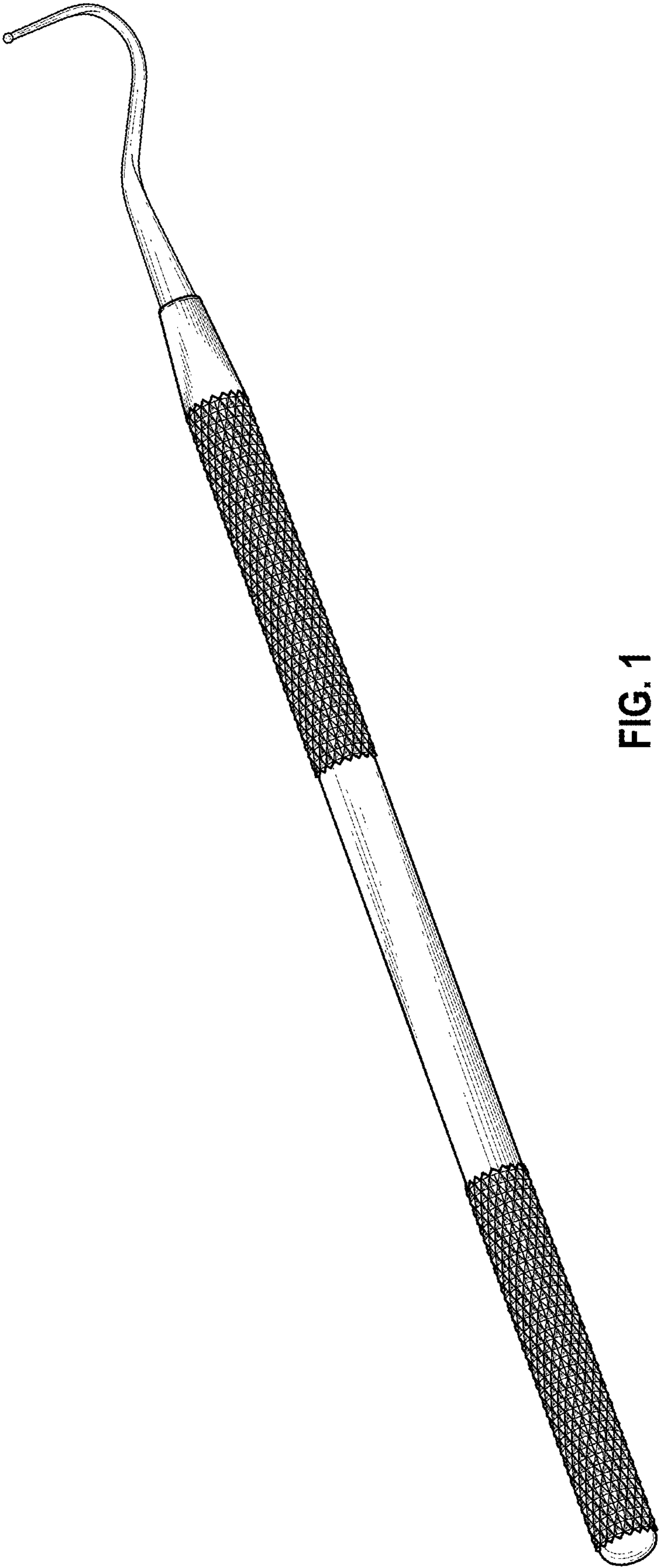


FIG. 1

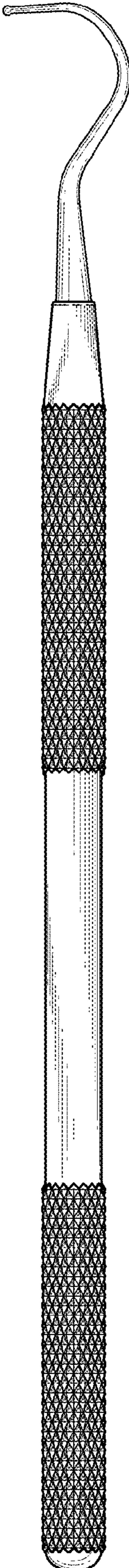


FIG. 2

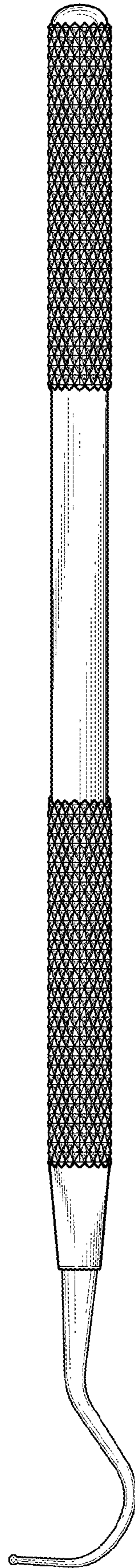


FIG. 3

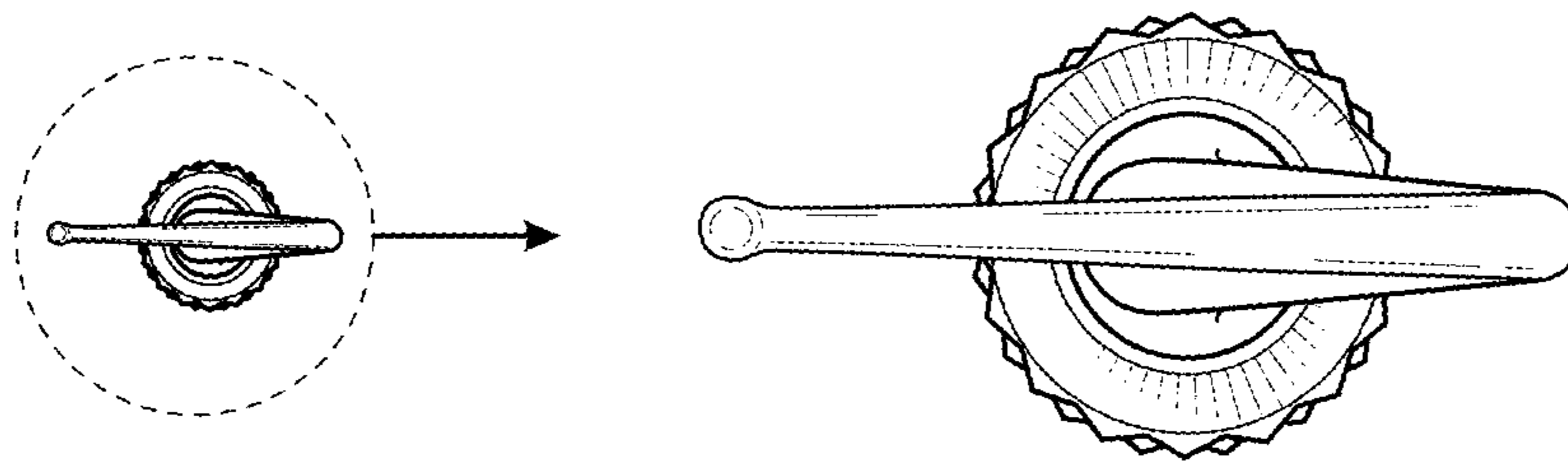


FIG. 5

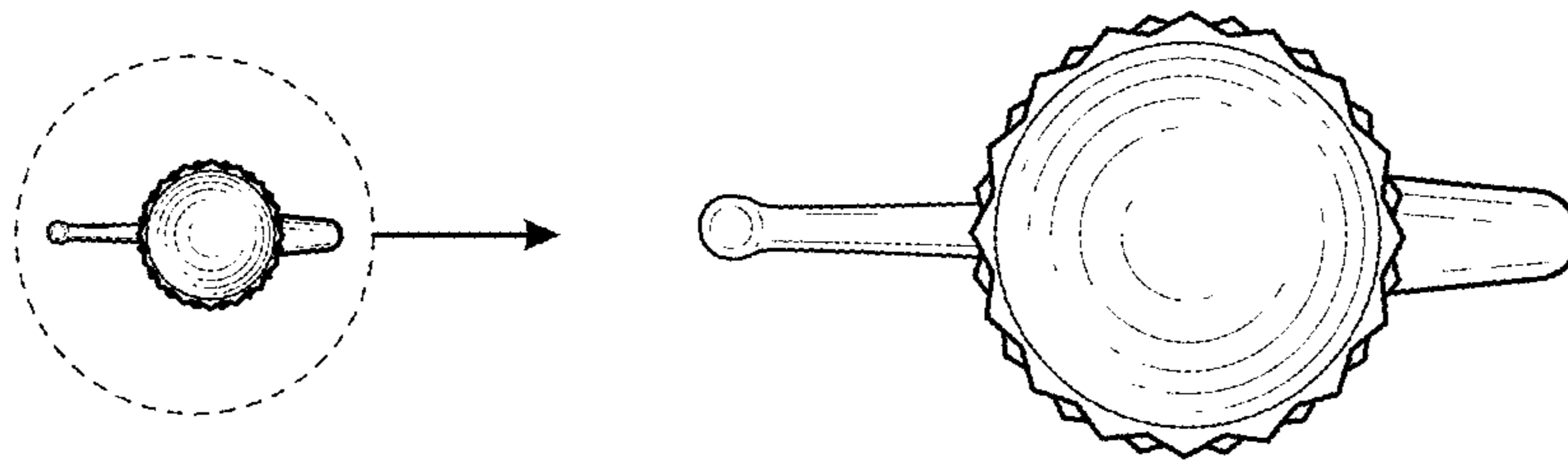


FIG. 4

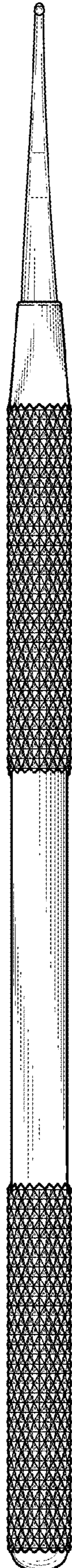


FIG. 6

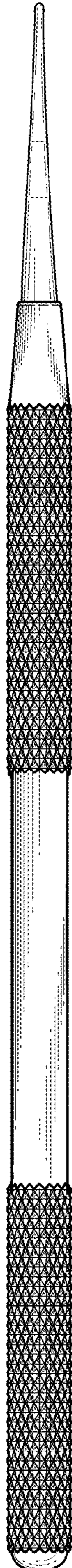


FIG. 7