



US00D922554S

(12) **United States Design Patent**
Qin

(10) **Patent No.:** **US D922,554 S**

(45) **Date of Patent:** **** Jun. 15, 2021**

(54) **HUMIDIFIER**

(71) Applicant: **Yong Qin**, Foshan (CN)

(72) Inventor: **Yong Qin**, Foshan (CN)

(**) Term: **15 Years**

(21) Appl. No.: **29/750,686**

(22) Filed: **Sep. 16, 2020**

(51) **LOC (13) Cl.** **23-04**

(52) **U.S. Cl.**
USPC **D23/356**

(58) **Field of Classification Search**
USPC D23/355-366, 352, 369, 332, 333, 335,
D23/336, 342, 351; 422/120, 122;
55/356, 473, 504; 96/97; 261/DIG. 17,
261/DIG. 65, DIG. 88, DIG. 31
CPC .. A61L 9/16; A61L 9/22; B01D 47/00; B01D
47/027; B01D 2221/02; B01D 2259/4508;
B03C 3/155; B03C 3/368; F24F 3/16;
F24F 13/20; F24F 13/28

See application file for complete search history.

(56) **References Cited**

U.S. PATENT DOCUMENTS

D574,475 S * 8/2008 Spiegel D23/342
D677,773 S 3/2013 Choi
D682,406 S 5/2013 Yeom
D749,202 S * 2/2016 Satou D23/364
D791,297 S * 7/2017 Ljungstrom D23/364
D818,094 S 5/2018 Cartwright et al.
D822,812 S 7/2018 Hu
D835,249 S * 12/2018 Echeverri D23/365

D835,765 S * 12/2018 Chen D23/364
D837,354 S * 1/2019 Su D23/364
D841,140 S * 2/2019 Chen D23/336
D852,344 S * 6/2019 Hua D23/364
D862,673 S * 10/2019 Tang D23/364
D864,368 S 10/2019 Chen et al.
D865,148 S * 10/2019 Yoon D23/364
D876,598 S 2/2020 Liu et al.
D877,875 S * 3/2020 Shin D23/364
D882,055 S * 4/2020 Ediger D23/356
D905,840 S * 12/2020 Cao D23/364

FOREIGN PATENT DOCUMENTS

CN 305680542 S 4/2020

* cited by examiner

Primary Examiner — David G Muller

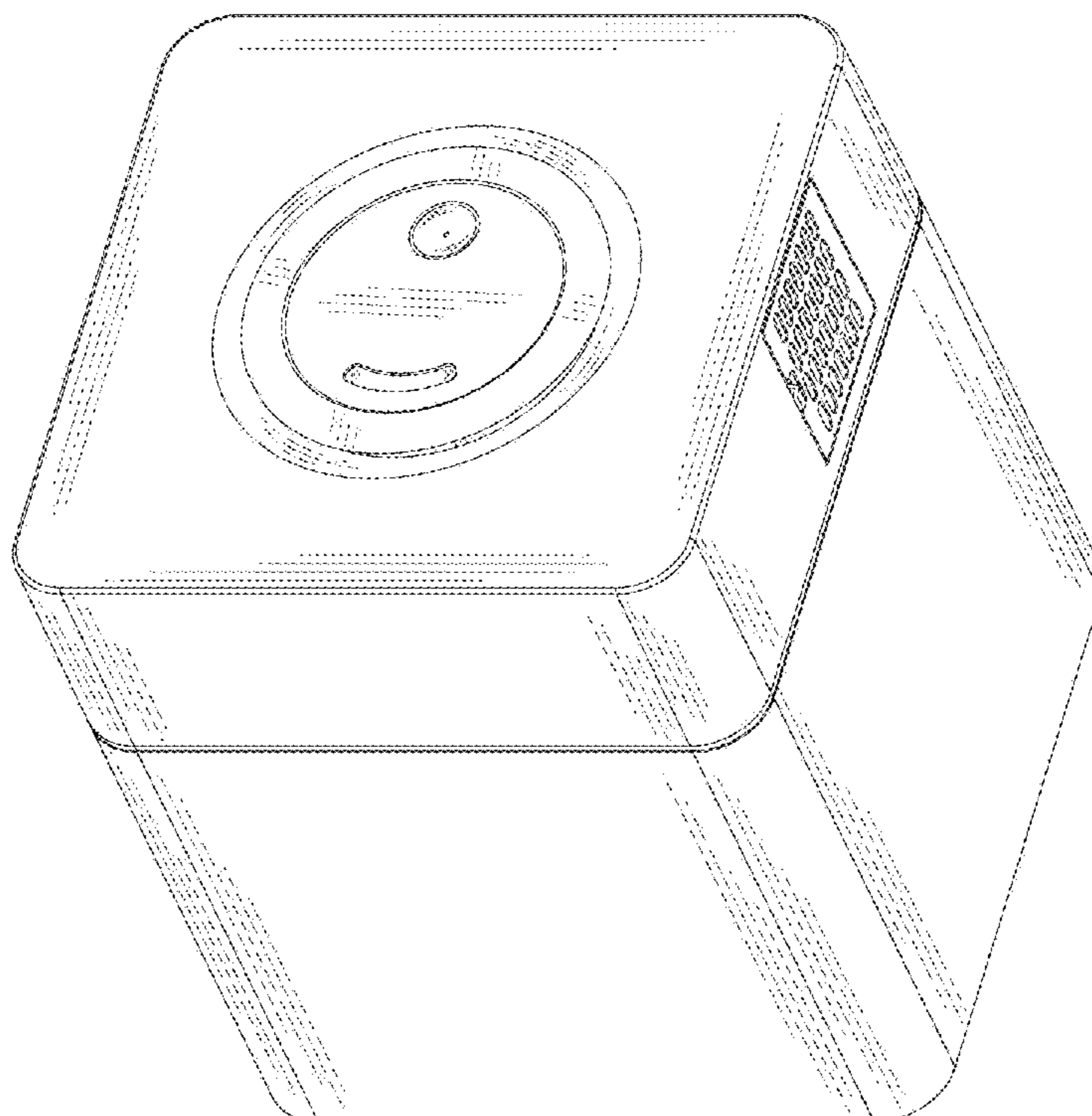
(57) **CLAIM**

The ornamental design for a humidifier, as shown and described.

DESCRIPTION

FIG. 1 is a top, right and rear perspective view of a humidifier showing my new design;
FIG. 2 is a bottom, left and rear perspective view thereof;
FIG. 3 is a front elevation view thereof;
FIG. 4 is a rear elevation view thereof;
FIG. 5 is a left side elevation view thereof;
FIG. 6 is a right side elevation view thereof;
FIG. 7 is a top plan view thereof; and,
FIG. 8 is a bottom plan view thereof.

1 Claim, 8 Drawing Sheets



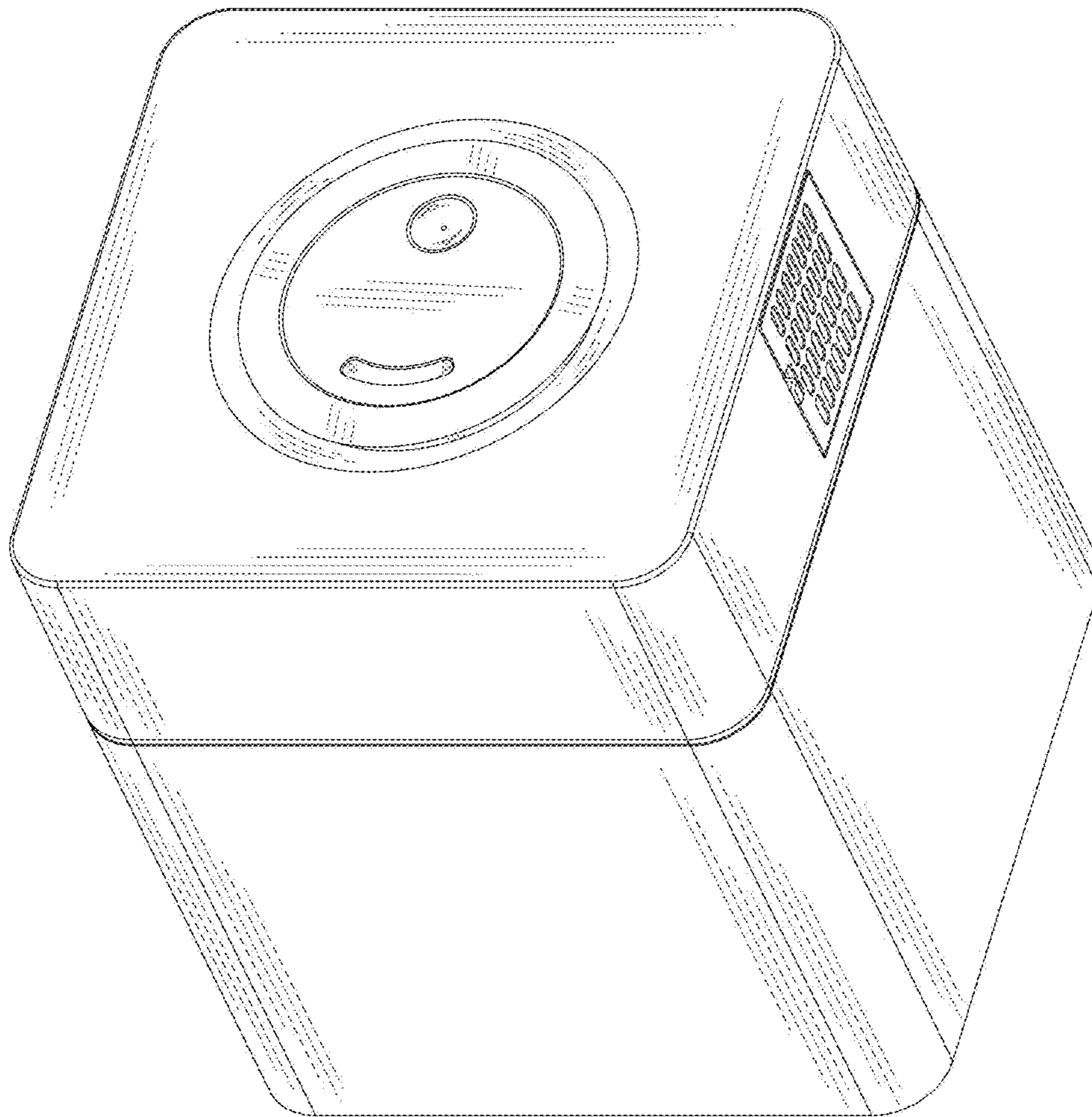


FIG.1

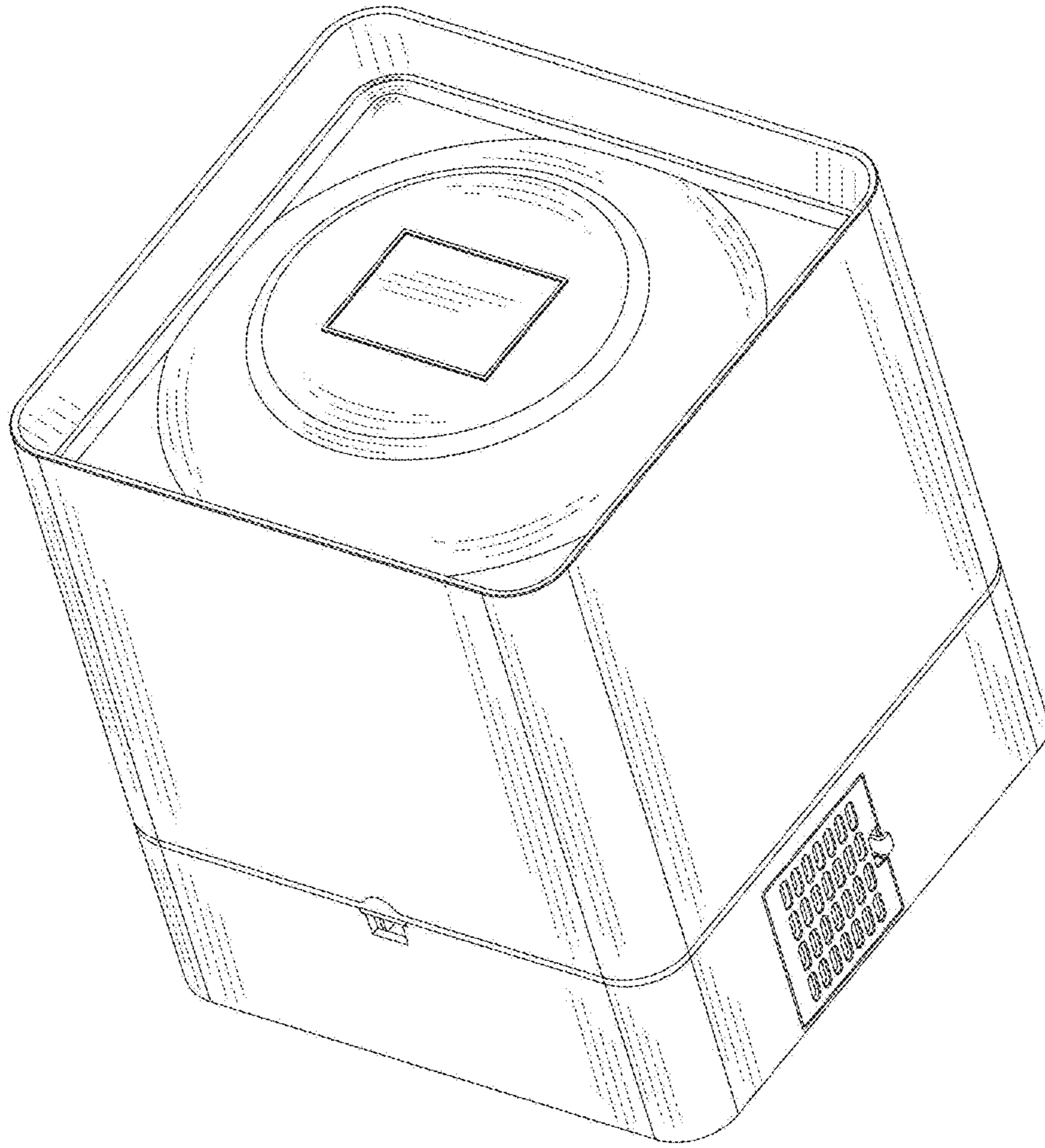


FIG.2




FIG.3




FIG.4




FIG.5




FIG.6

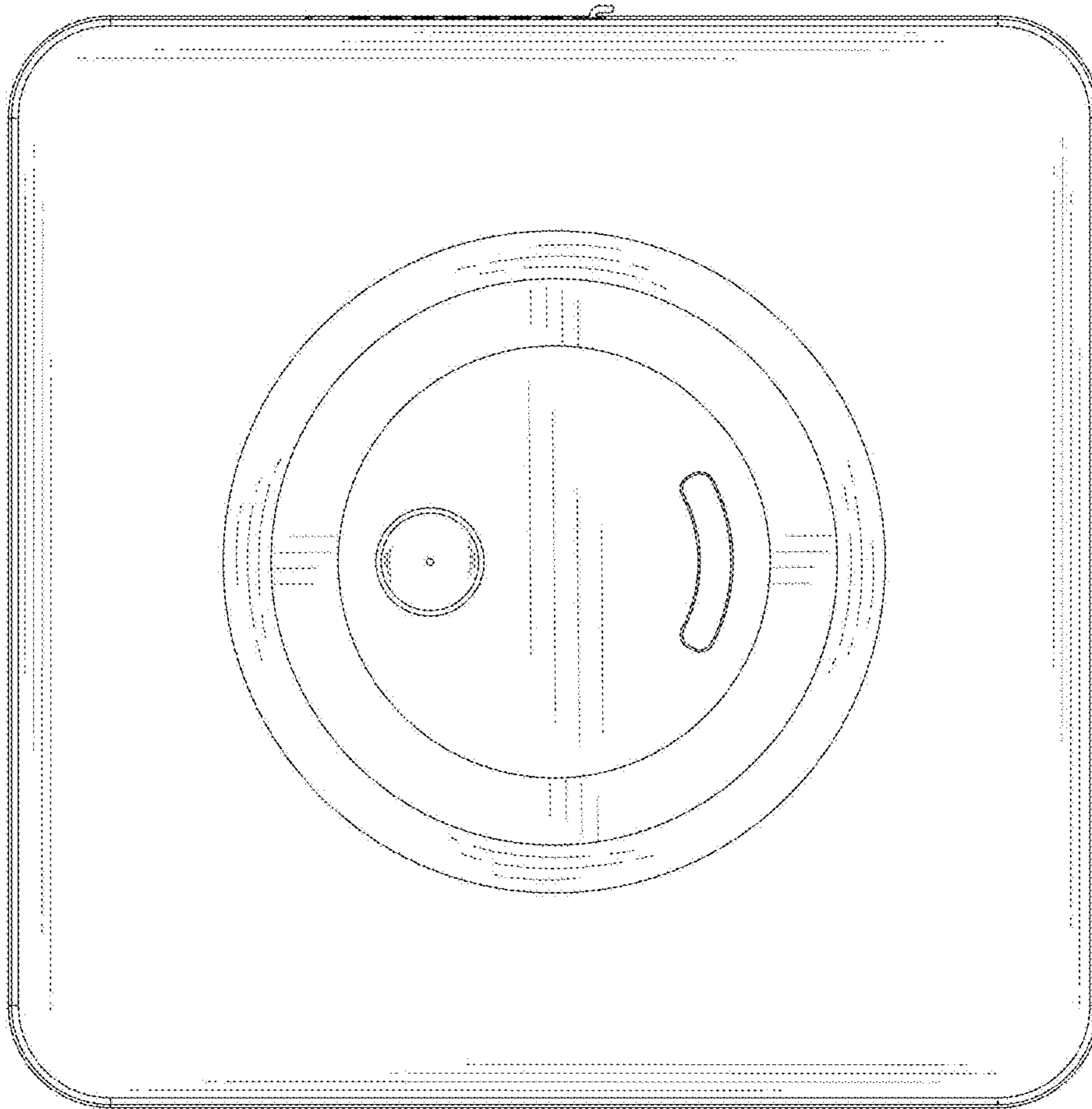


FIG. 7

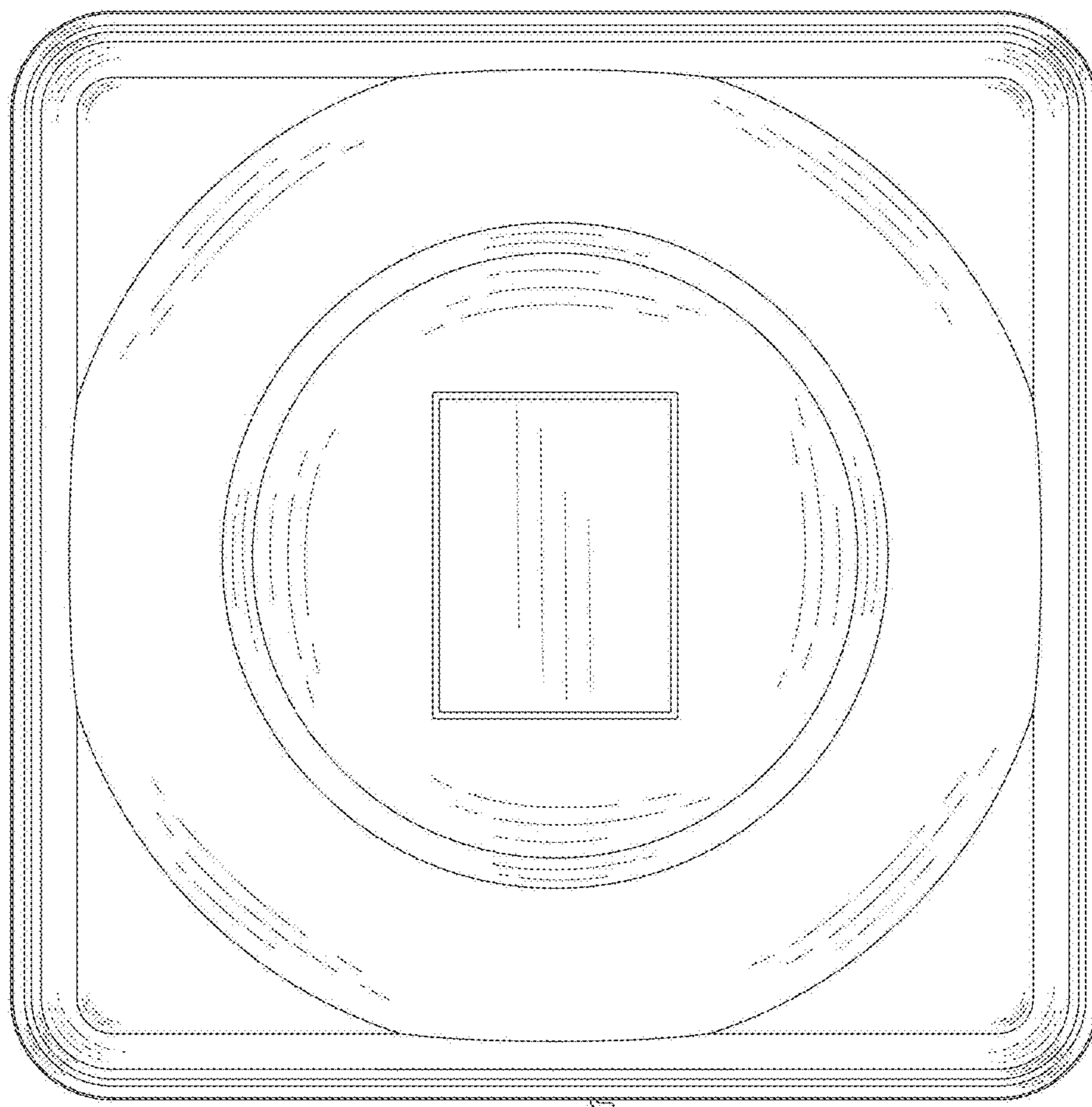


FIG. 8