

US00D922552S

(12) **United States Design Patent**
Fritz et al.

(10) **Patent No.:** **US D922,552 S**
(45) **Date of Patent:** **** Jun. 15, 2021**

(54) **HEATER**
(71) Applicant: **Robert Bosch GmbH**, Stuttgart (DE)
(72) Inventors: **Udo Fritz**, Wernau (DE); **Christoph Albiez**, Esslingen (DE); **Ulrich Warth**, Stuttgart (DE)
(73) Assignee: **Robert Bosch GmbH**, Stuttgart (DE)
(**) Term: **15 Years**
(21) Appl. No.: **29/592,757**
(22) Filed: **Feb. 2, 2017**

(30) **Foreign Application Priority Data**
Aug. 5, 2016 (EM) 003332915
(51) **LOC (13) Cl.** **23-03**
(52) **U.S. Cl.**
USPC **D23/318**
(58) **Field of Classification Search**
USPC D23/314, 317, 318, 319, 320, 329, 332, D23/342
CPC . F24H 1/10; F24H 9/2028; F24H 9/02; F24H 9/128; F24H 9/2021; F24H 9/2007; F24H 9/0005; F24H 9/08; F24H 7/00; F24H 4/00; F24H 2/142
See application file for complete search history.

(56) **References Cited**
U.S. PATENT DOCUMENTS
D249,684 S * 9/1978 Rams D14/214
D687,134 S * 7/2013 Lee D23/320


D714,259 S * 9/2014 Galler D14/221
D745,128 S * 12/2015 Farone D23/355
D773,020 S * 11/2016 Buettner D23/318
D844,123 S * 3/2019 Schumann D23/318
D859,616 S * 9/2019 Zhang D23/318
2008/0107410 A1* 5/2008 White F24H 9/2028
392/466
2012/0079995 A1* 4/2012 Jacques F24H 9/148
122/19.2

* cited by examiner
Primary Examiner — Ania Aman
(74) *Attorney, Agent, or Firm* — Maginot, Moore & Beck LLP

(57) **CLAIM**
The ornamental design for a heater, as shown and described.

DESCRIPTION
Cross reference is made to copending U.S. design patent application ser. no. 29/592,758 entitled “Heater” by Fritz et al. filed on even date herewith.
FIG. 1 is a perspective view of a heater showing our new design;
FIG. 2 is a front elevational view of the heater of FIG. 1;
FIG. 3 is a rear elevational view of the heater of FIG. 1;
FIG. 4 is a left side elevational view of the heater of FIG. 1;
FIG. 5 is a right side elevational view of the heater of FIG. 1;
FIG. 6 is a top plan view of the heater of FIG. 1; and,
FIG. 7 is a bottom plan view of the heater of FIG. 1.
The broken lines shown in the drawings illustrate portions of the heater that form no part of the claimed design.

1 Claim, 6 Drawing Sheets



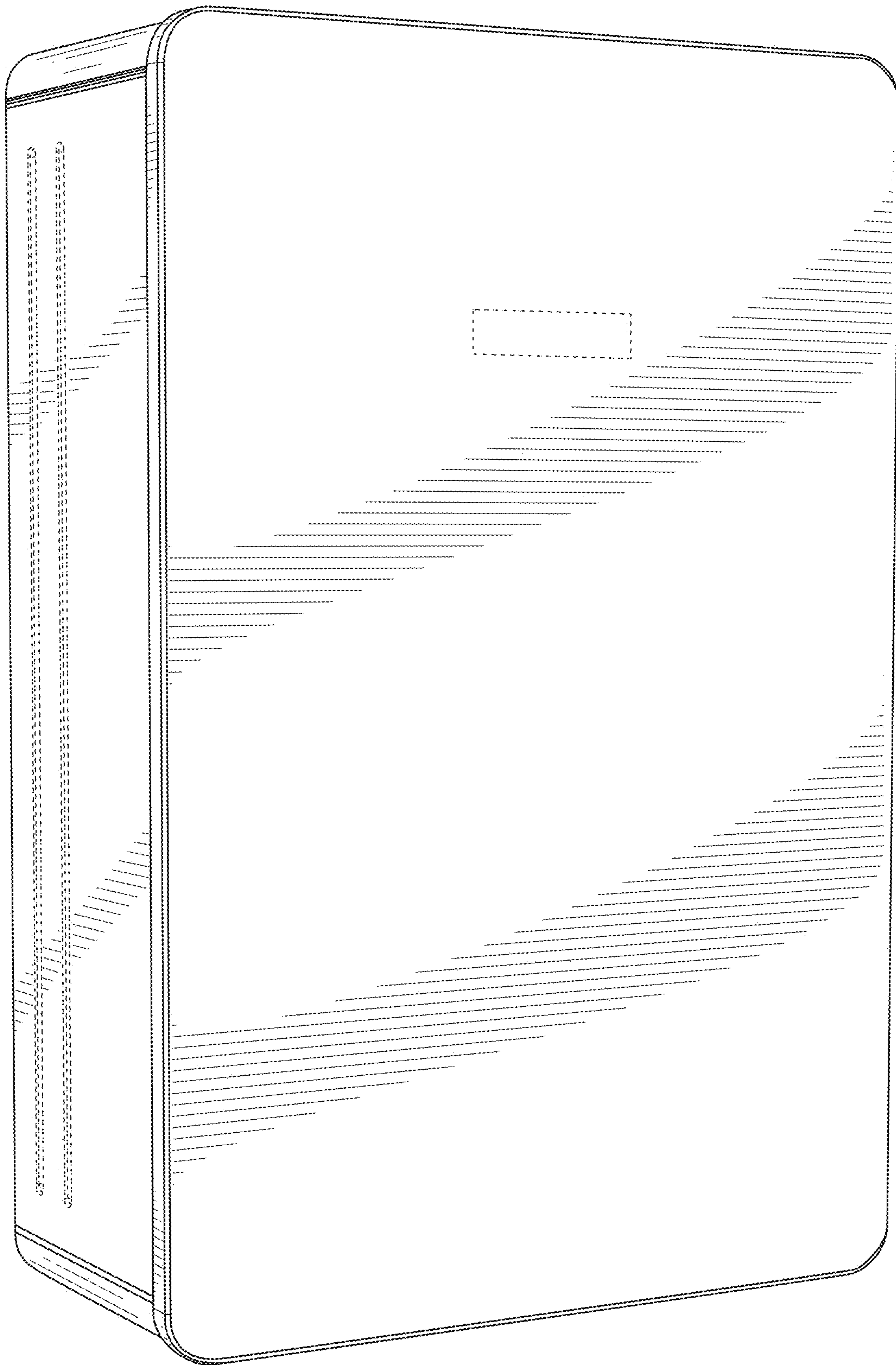


FIG. 1




FIG. 2

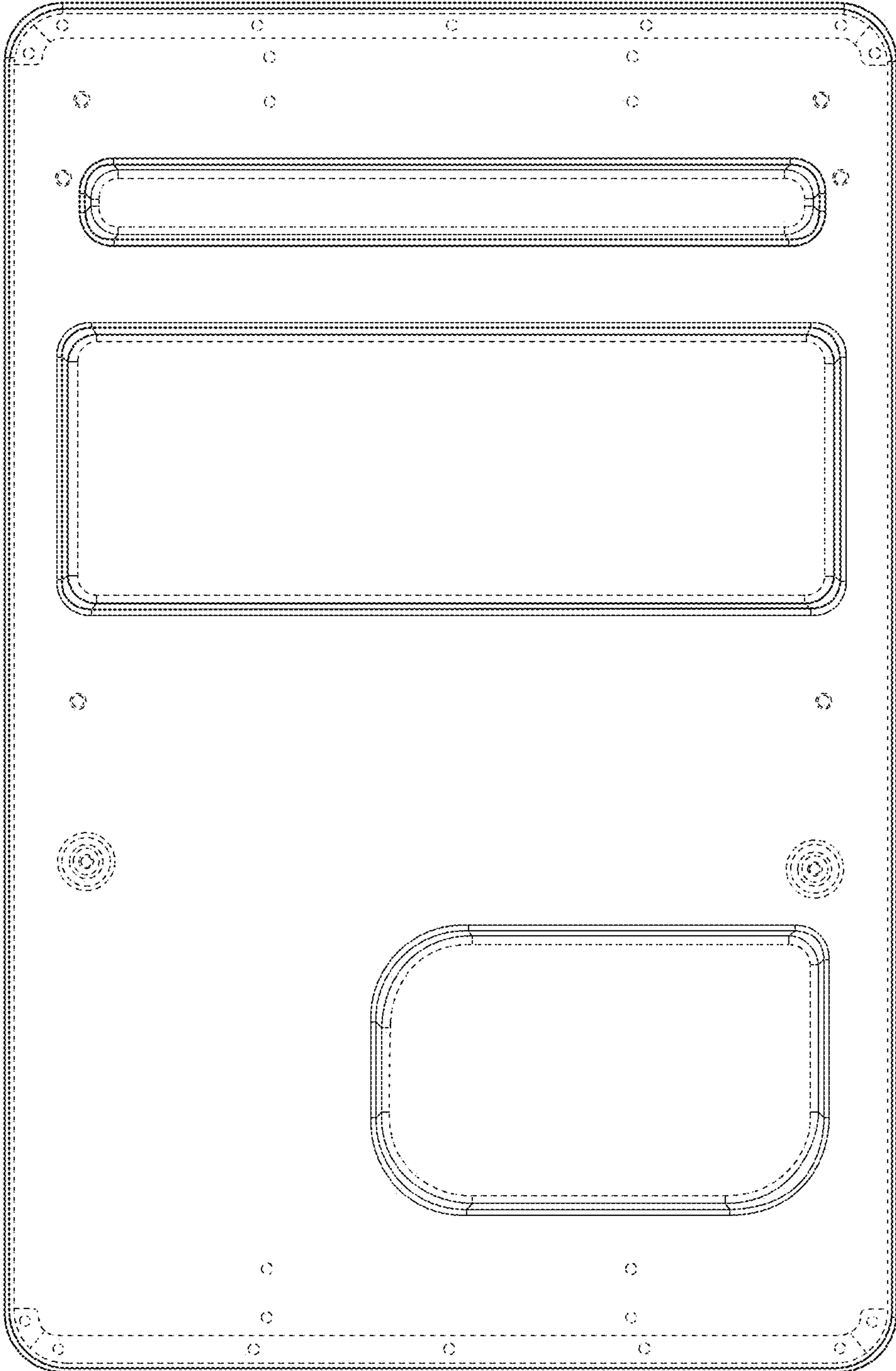


FIG. 3

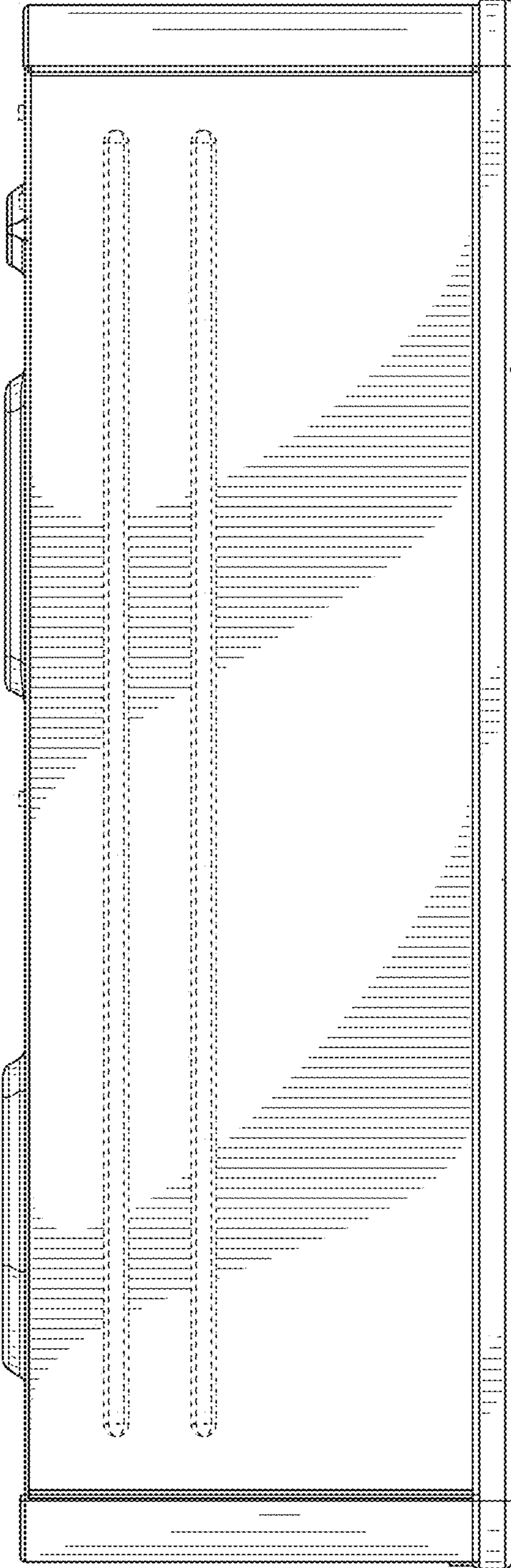


FIG. 4




FIG. 5

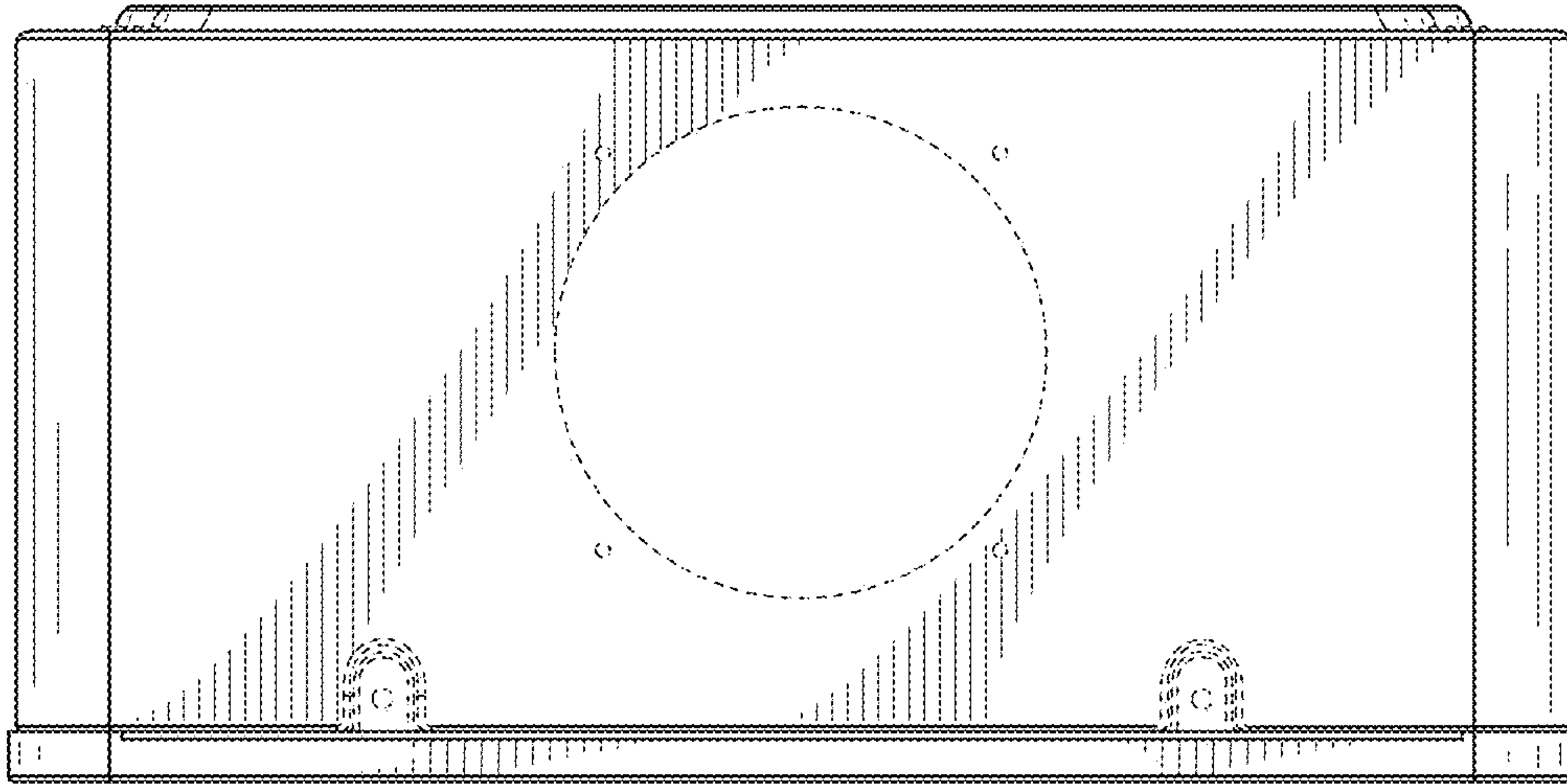


FIG. 6

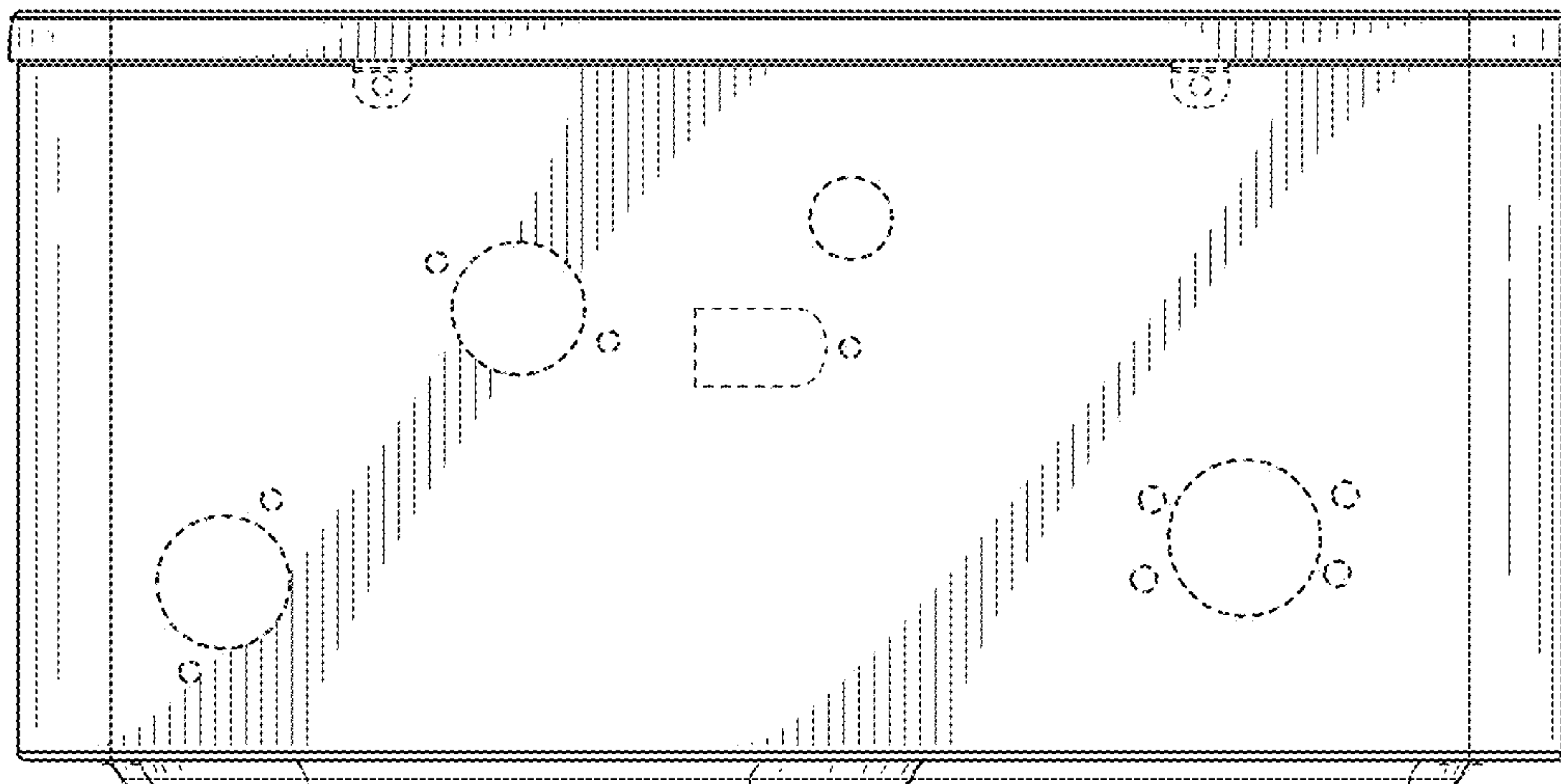


FIG. 7