



US00D922528S

(12) **United States Design Patent**
Sieger

(10) **Patent No.:** **US D922,528 S**

(45) **Date of Patent:** **** Jun. 15, 2021**

(54) **SINK FAUCET**

(71) Applicant: **Aloys F. Dornbracht GmbH & Co. KG**, Iserlohn (DE)

(72) Inventor: **Michael Sieger**, Sassenberg (DE)

(73) Assignee: **Aloys F. Dornbracht GmbH & Co. KG**, Iserlohn (DE)

(**) Term: **15 Years**

(21) Appl. No.: **29/694,236**

(22) Filed: **Jun. 8, 2019**

(30) **Foreign Application Priority Data**

Dec. 13, 2018 (EP) 005888997-0009

(51) **LOC (13) Cl.** **23-01**

(52) **U.S. Cl.**
USPC **D23/238**

(58) **Field of Classification Search**

USPC D23/238, 239, 240, 241, 242, 243, 249,
D23/250, 255, 256, 257; D6/524

CPC E03C 1/04; E03C 1/0401; E03C 1/0402;
E03C 1/0404; E03C 1/0405; E03C
1/0412; Y10T 137/9464

See application file for complete search history.

(56) **References Cited**

U.S. PATENT DOCUMENTS

D466,977 S * 12/2002 Cummings D23/238
D597,175 S * 7/2009 Kulig D23/238

D684,666 S * 6/2013 Lord D23/238
8,468,620 B2 * 6/2013 Tarnng E03C 1/0403
4/695
D767,724 S * 9/2016 Flowers D23/238
D811,529 S * 2/2018 Schoenherr D23/238
D827,779 S * 9/2018 Soulier D23/238
D846,701 S * 4/2019 Liu D23/238
D862,649 S * 10/2019 Meyers D23/238
D862,650 S * 10/2019 Meyers D23/238

* cited by examiner

Primary Examiner — John A Voytek

(74) *Attorney, Agent, or Firm* — Von Rohrscheidt Patents

(57) **CLAIM**

The ornamental design for a sink faucet, as shown and described.

DESCRIPTION

FIG. 1 illustrates a front view of the sink faucet showing the new design.

FIG. 2 illustrates a right side perspective view the sink faucet in FIG. 1.

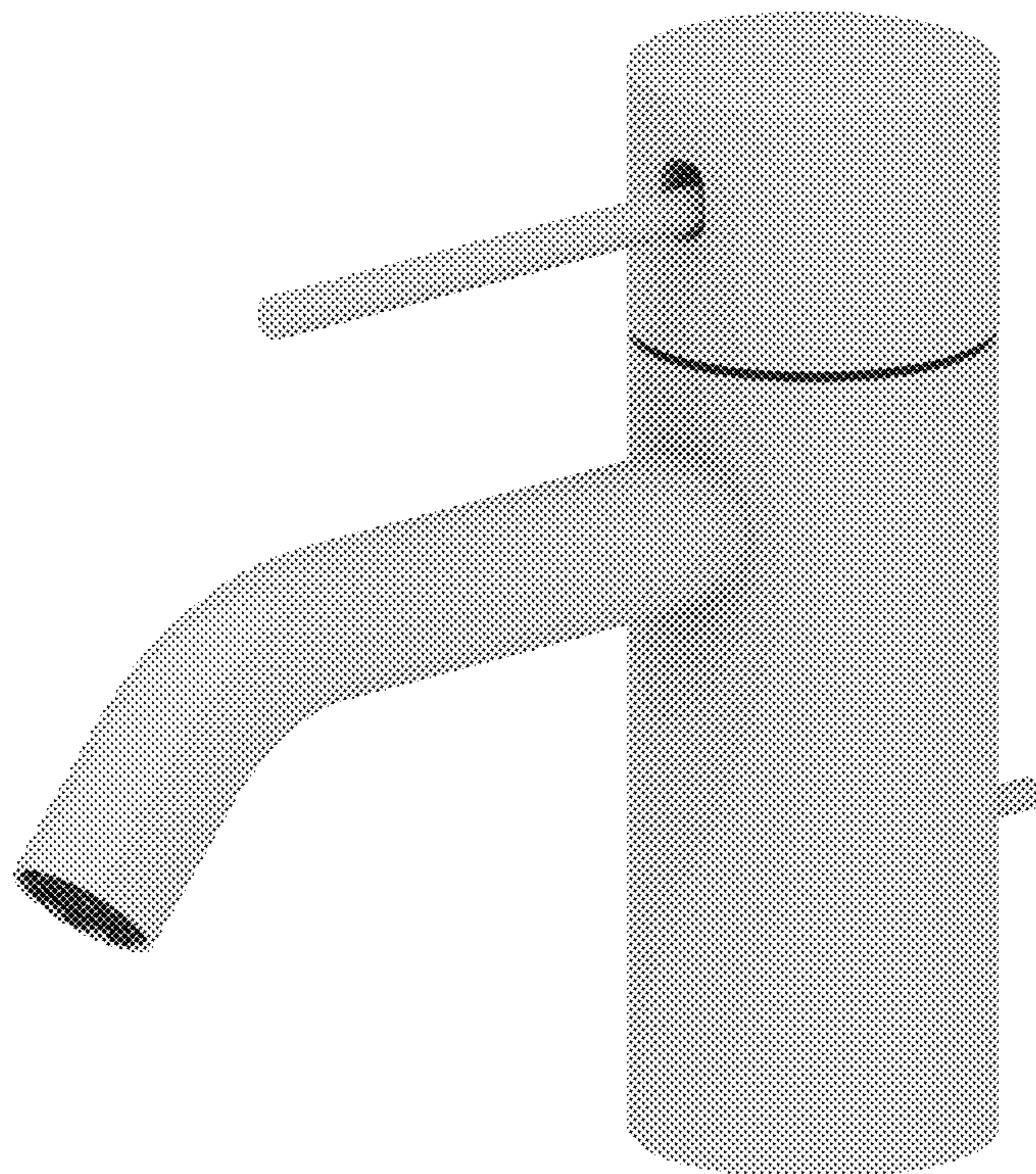
FIG. 3 illustrates a left side perspective side view of the sink faucet in FIG. 1.

FIG. 4 illustrates a rear view of the sink faucet in FIG. 1.

FIG. 5 illustrates a left view of the sink faucet in FIG. 1.

FIG. 6 illustrates a top view of the sink faucet in FIG. 1; and, FIG. 7 illustrates a right view of the sink faucet in FIG. 1.

1 Claim, 7 Drawing Sheets






FIG. 1




FIG. 2




FIG. 3




FIG. 4




FIG. 5




FIG. 6




FIG. 7