

US00D922517S

(12) **United States Design Patent** (10) **Patent No.:** **US D922,517 S**
McPeck (45) **Date of Patent:** **** Jun. 15, 2021**

- (54) **FOUNTAIN**
- (71) Applicant: **Marshall McPeck**, Columbus, OH (US)
- (72) Inventor: **Marshall McPeck**, Columbus, OH (US)
- (**) Term: **15 Years**
- (21) Appl. No.: **29/689,715**
- (22) Filed: **May 1, 2019**

D497,659 S 10/2004 Bright et al.
 D503,833 S 4/2005 Bright et al.
 6,921,023 B1 7/2005 Bright et al.
 (Continued)

FOREIGN PATENT DOCUMENTS

GB 3004089 5/2002

OTHER PUBLICATIONS

HY8812 Cyclone, posted Aug. 6, 2018 [online], [retrieved Jan. 6, 2021]. Retrieved from internet, https://www.youtube.com/watch?v=pyJlSy4OfY&feature=emb_logo (on or around timestamp 0:11 into the video).*

(Continued)

Primary Examiner — Barbara Fox
Assistant Examiner — Jamaal Rasheed
 (74) *Attorney, Agent, or Firm* — Standley Law Group LLP

Related U.S. Application Data

- (62) Division of application No. 29/671,499, filed on Nov. 28, 2018, now Pat. No. Des. 847,943, which is a division of application No. 29/598,129, filed on Mar. 23, 2017, now Pat. No. Des. 835,751.
- (51) **LOC (13) Cl.** **23-01**
- (52) **U.S. Cl.**
USPC **D23/200**
- (58) **Field of Classification Search**
USPC D23/200–201; D11/131
CPC B04C 3/00
See application file for complete search history.

(57) **CLAIM**

The ornamental design for a fountain, as shown and described above.

(56) **References Cited**

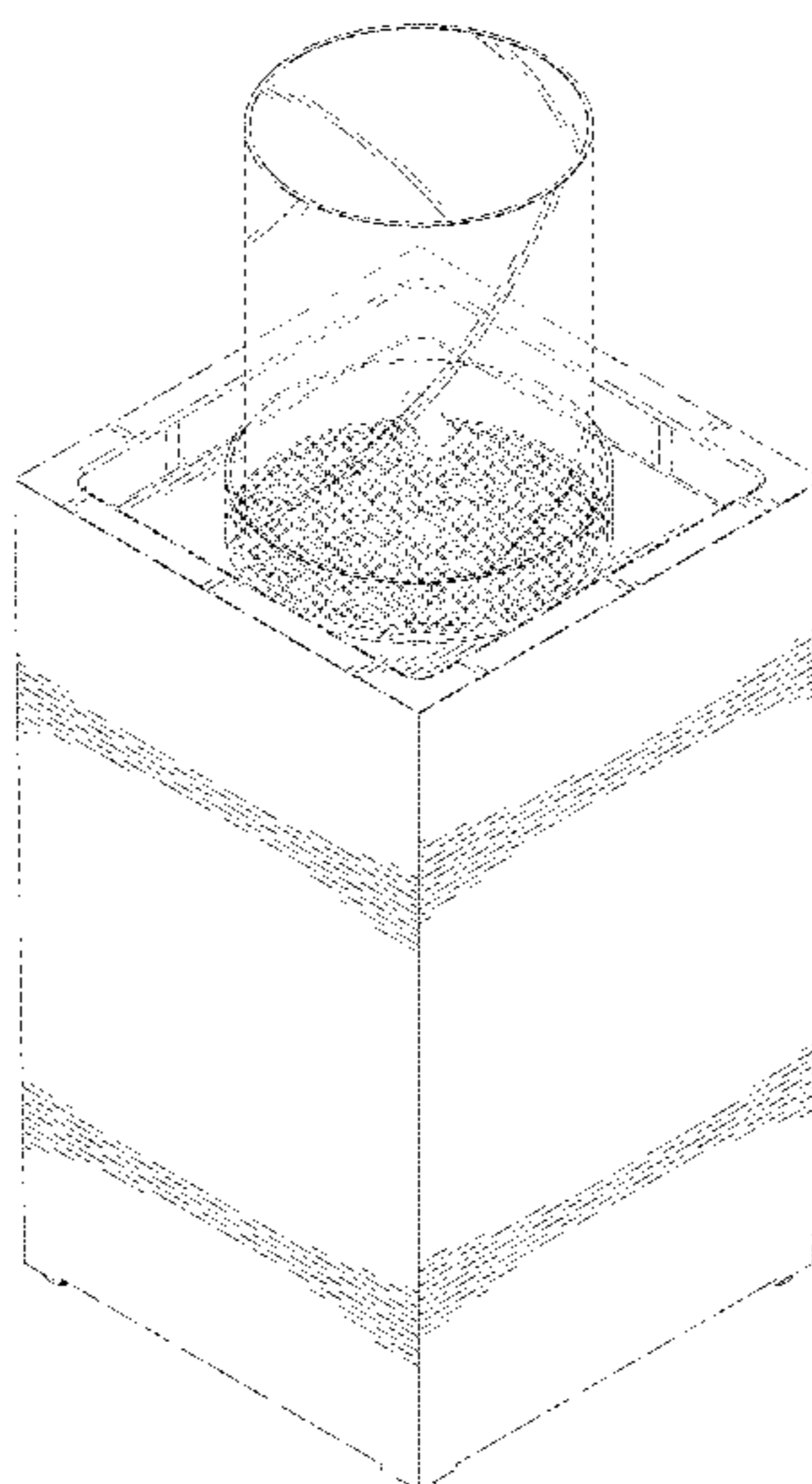
U.S. PATENT DOCUMENTS

- 1,782,944 A 11/1930 Stanford et al.
- 2,519,736 A 8/1950 Bradley
- 3,199,268 A * 8/1965 Oehrich B04C 5/00
96/372
- 4,258,912 A 3/1981 Reighart, II
- 4,452,562 A 6/1984 Hsu
- 4,490,931 A 1/1985 Fleemin
- D293,128 S * 12/1987 Karamian D23/207
- D319,487 S 8/1991 Lougee et al.
- D319,488 S 8/1991 Lougee et al.
- D394,301 S 5/1998 Fisher
- D420,423 S 2/2000 Blount
- 6,207,064 B1 3/2001 Gargas
- 6,439,471 B2 * 8/2002 Ehrlich F21V 35/00
239/17
- 6,527,197 B1 3/2003 Lin

DESCRIPTION

FIG. 1 is a front perspective view of a fountain showing the present invention;
 FIG. 2 is a front elevation view thereof;
 FIG. 3 is a rear elevation view thereof;
 FIG. 4 is a right side view thereof;
 FIG. 5 is a left side view thereof;
 FIG. 6 is a top plan view thereof;
 FIG. 7 is a bottom plan thereof;
 FIG. 8 is an exploded perspective view thereof; and,
 FIG. 9 is an environmental perspective view thereof.
 The broken lines shown in FIG. 9 depict environment. The remaining broken lines depict portions of the fountain. The broken lines form no part of the claimed design.

1 Claim, 8 Drawing Sheets



(56)

References Cited

U.S. PATENT DOCUMENTS

6,971,779	B2	12/2005	Tau et al.	
D582,509	S	12/2008	Konkle	
7,905,728	B2	3/2011	Piontek	
D640,344	S	6/2011	Hadi	
D689,978	S	9/2013	Mei Ying	
D697,580	S	1/2014	Hadi	
D835,751	S *	12/2018	McPeek	D23/201
D841,769	S	2/2019	Tappeiner	
D841,770	S	2/2019	Tappeiner	
D847,942	S	5/2019	McPeek	
D847,943	S *	5/2019	McPeek	D23/201
10,478,831	B1 *	11/2019	Soin	B04C 3/00
2001/0036609	A1 *	11/2001	Ehrlich	F21V 35/00 431/253
2007/0187523	A1	8/2007	Bond	
2008/0099574	A1 *	5/2008	Lin	F21V 33/006 239/18
2018/0015428	A1	1/2018	Nardella	
2018/0056320	A1 *	3/2018	McPeek	B05B 17/08
2018/0243761	A1 *	8/2018	Hashimoto	B04C 3/00

OTHER PUBLICATIONS

Quox Creek Vortex, announced Dec. 4, 2017[online], [site visited Jan. 6, 2021]. Available from internet, URL:<<https://www.amazon.com/Quox-Creek-Vortex-Fountain-Tabletop/dp/B077WMY641>> (Year: 2017).*

William Pye, Charybdis II, 2012, <http://www.williampye.com/works/charybdis-ii-oman>.

William Pye, Caribdis, 2012, <http://www.williampye.com/works/caribdis>.

William Pye, Aquabar, 2003, <http://www.williampye.com/works/aquabar>.

William Pye, Mini Vortex, <http://www.williampye.com/works/mini-vortex>, site visited Jul. 27, 2017.

William Pye, Scylla, 2001, <http://www.williampye.com/works/scylla>.

William Pye, Charybdis, 2000, <http://www.williampye.com/works/charybdis>.

Endless vortex water fountain, Published May 3, 2016[online], [site visited Jan. 6, 2021]. Available from internet, URL: <<https://oddiy.com/vortex-water-fountain>> (Year:2016).

* cited by examiner

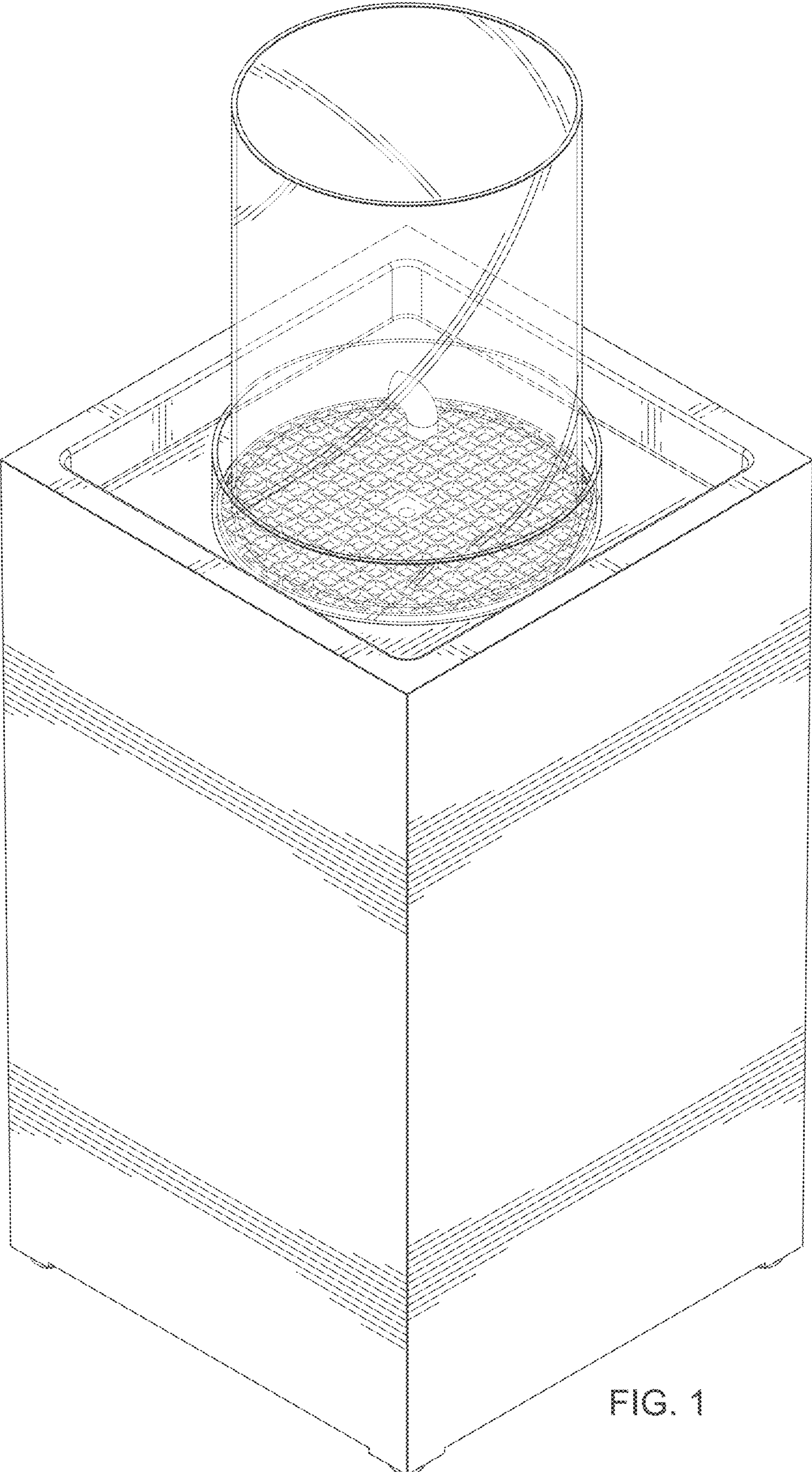


FIG. 1




FIG. 2

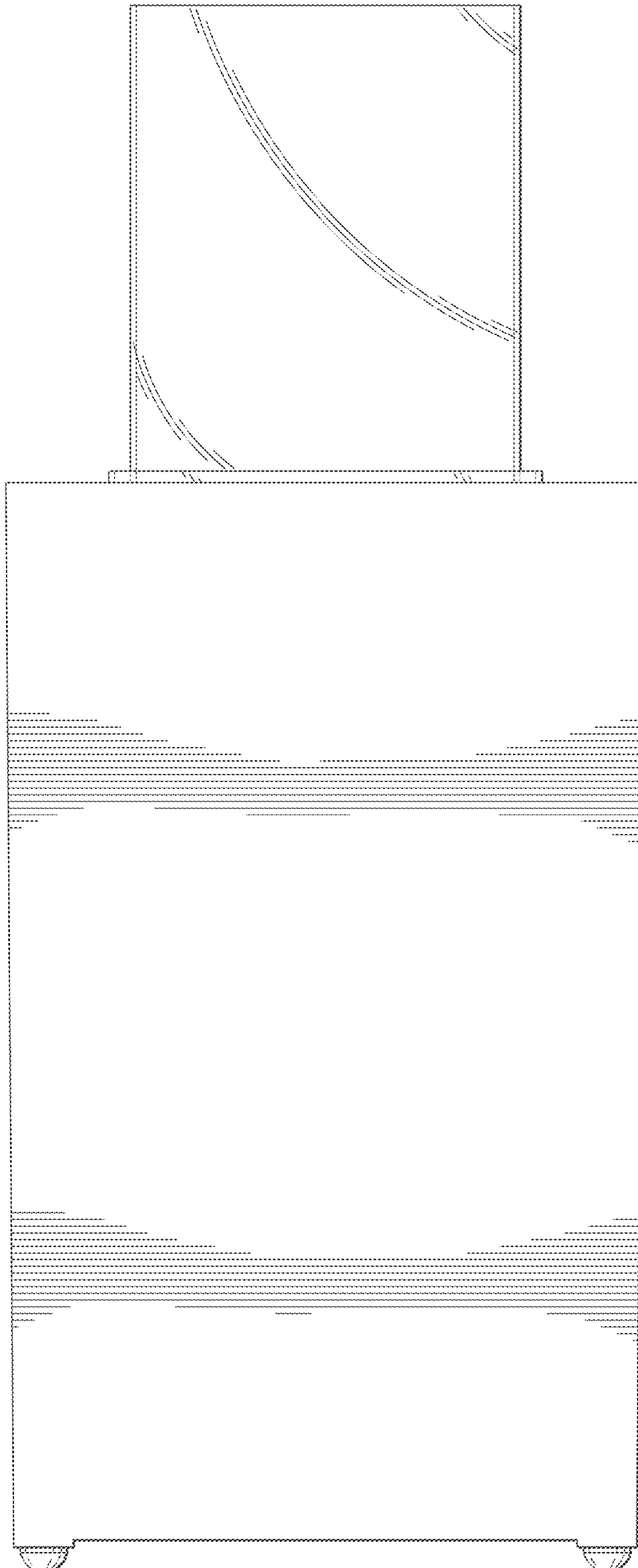


FIG. 3




FIG. 4

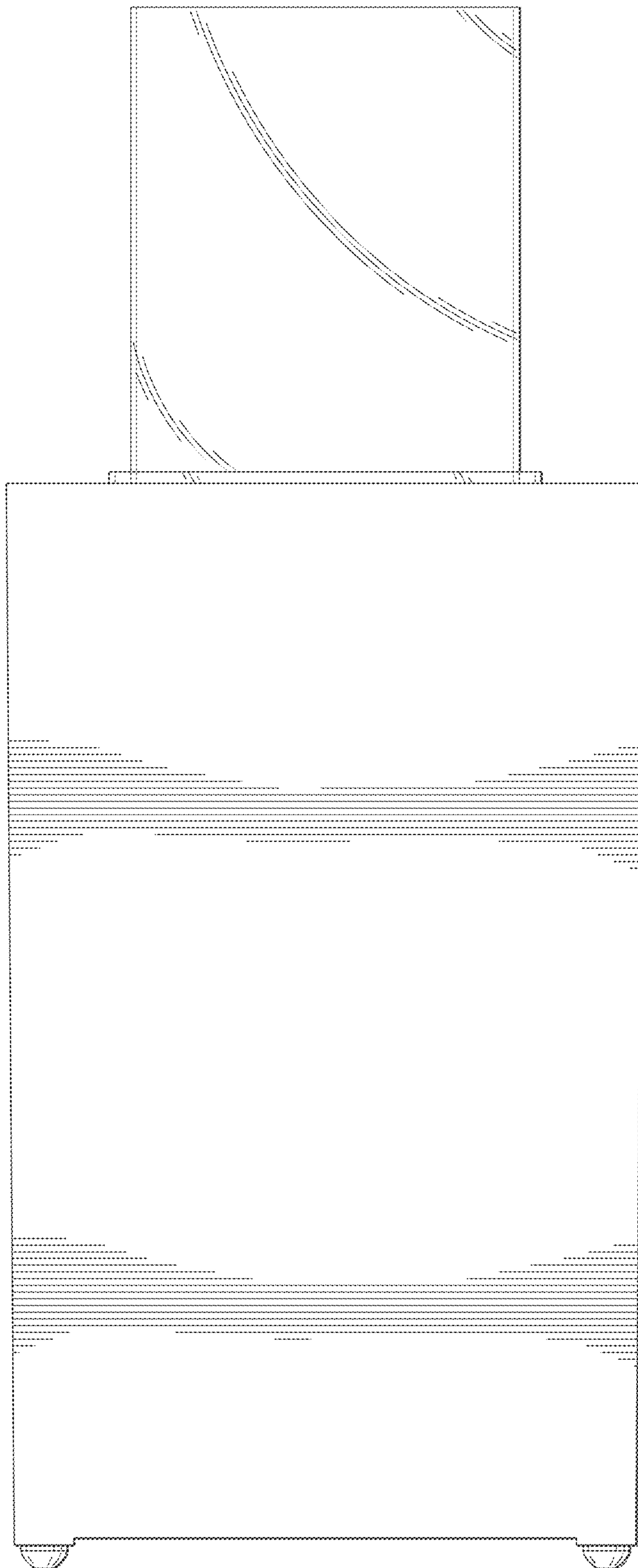


FIG. 5

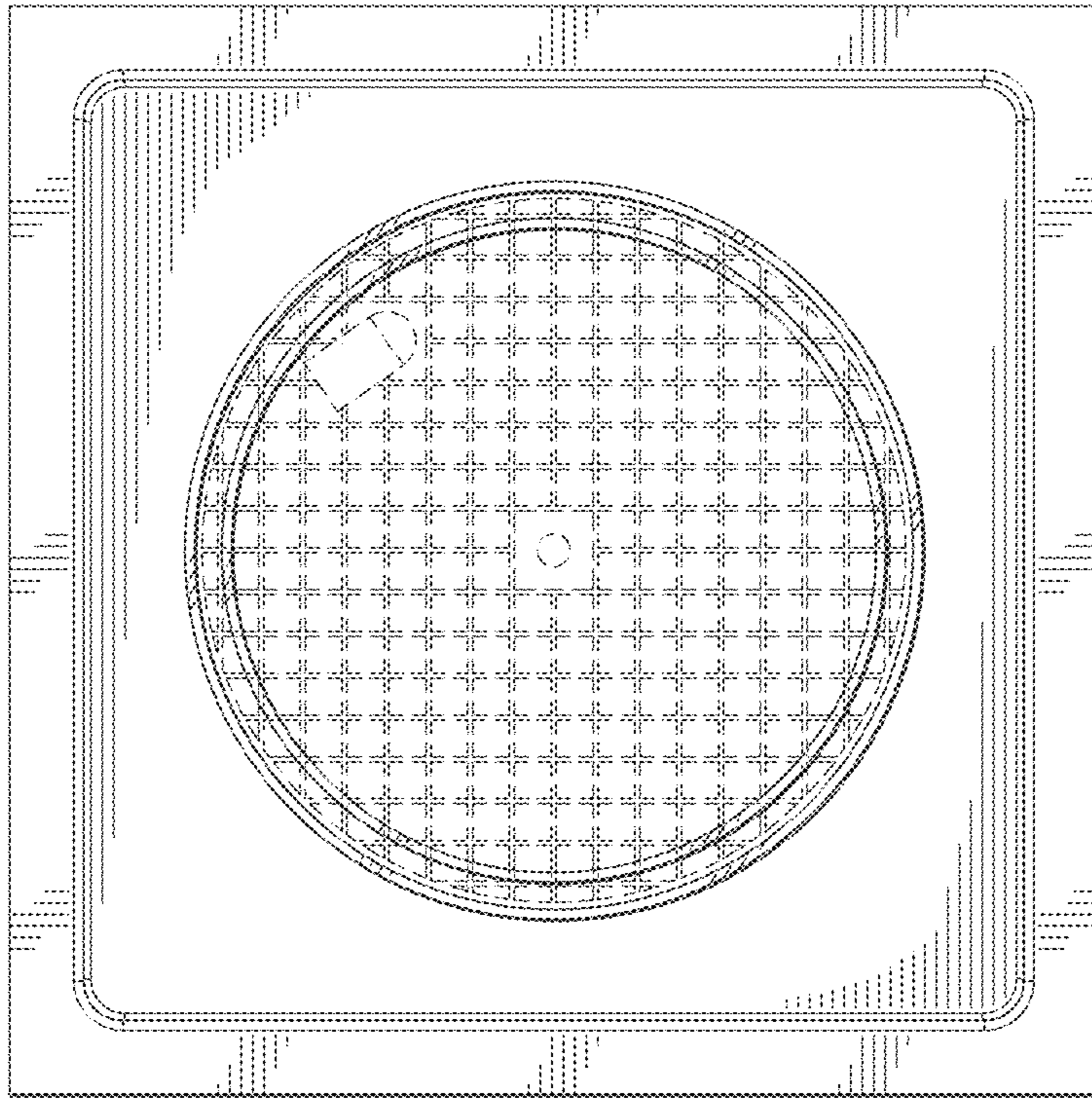


FIG. 6

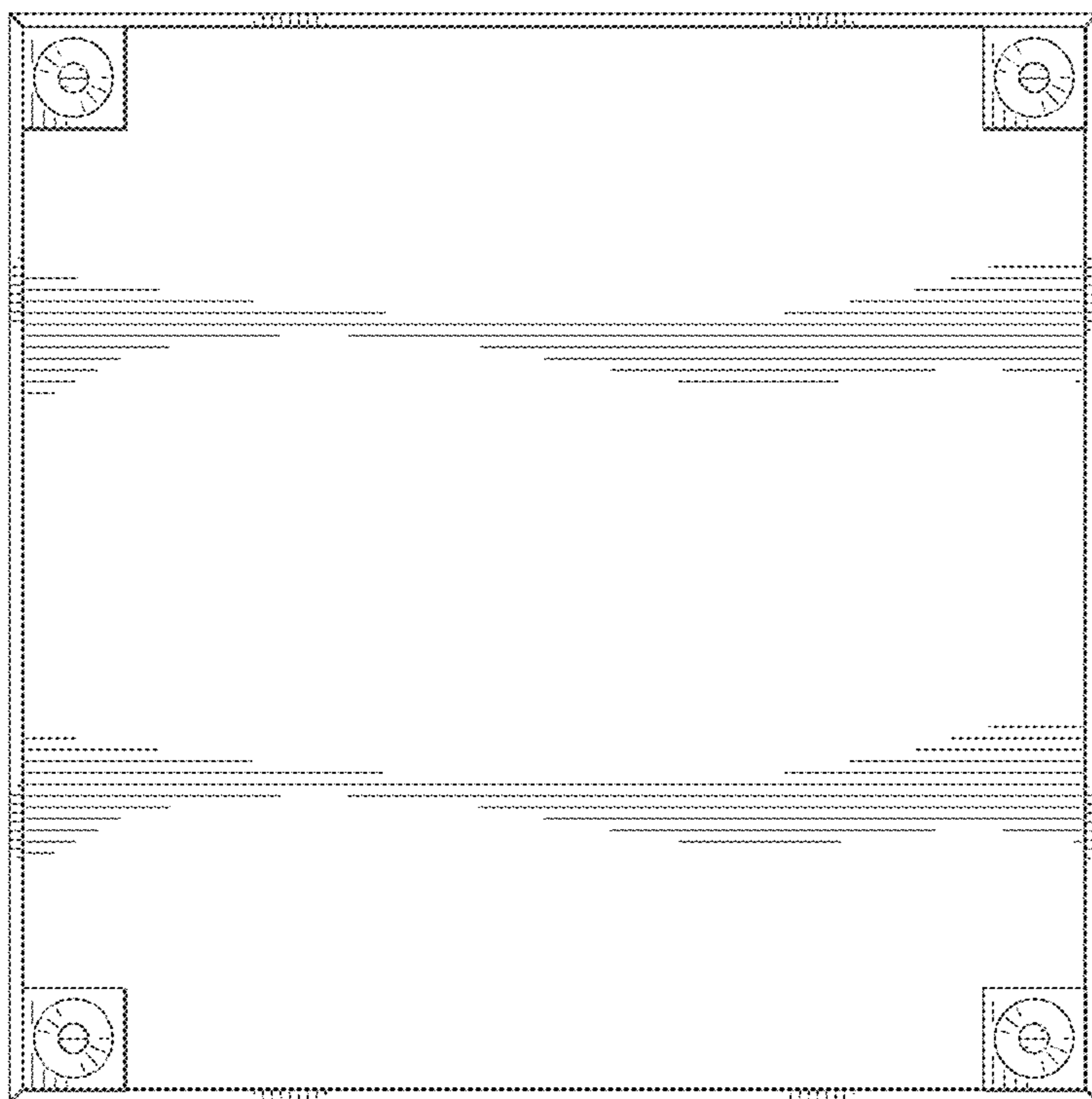


FIG. 7

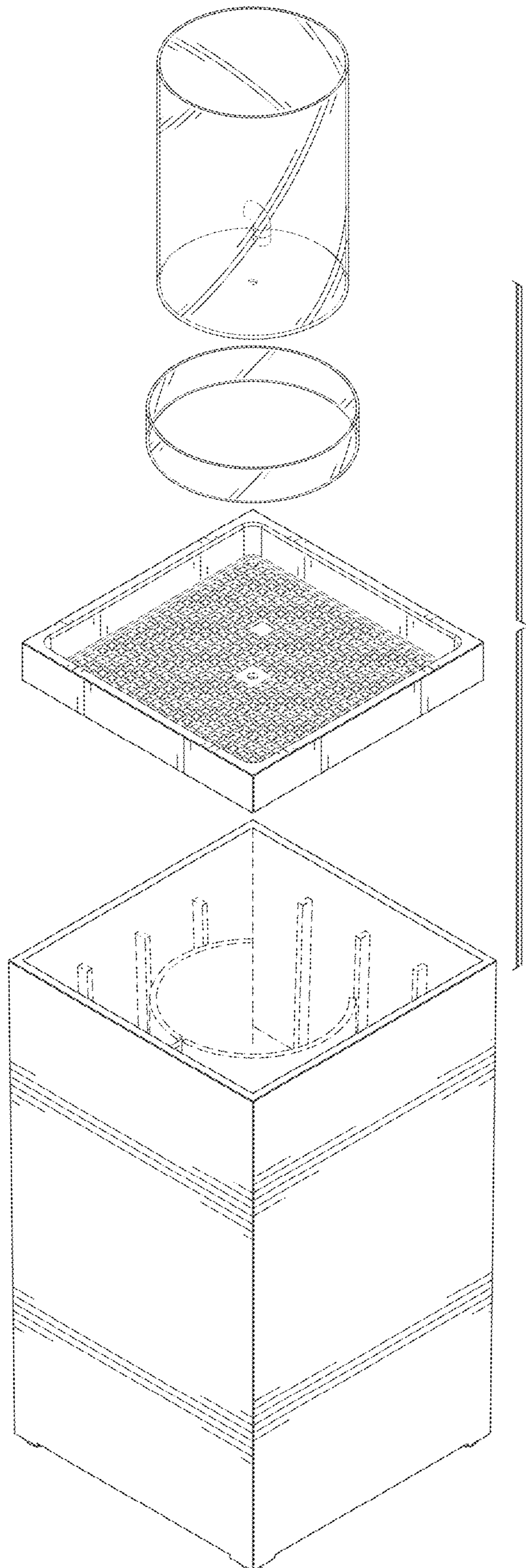


FIG. 8

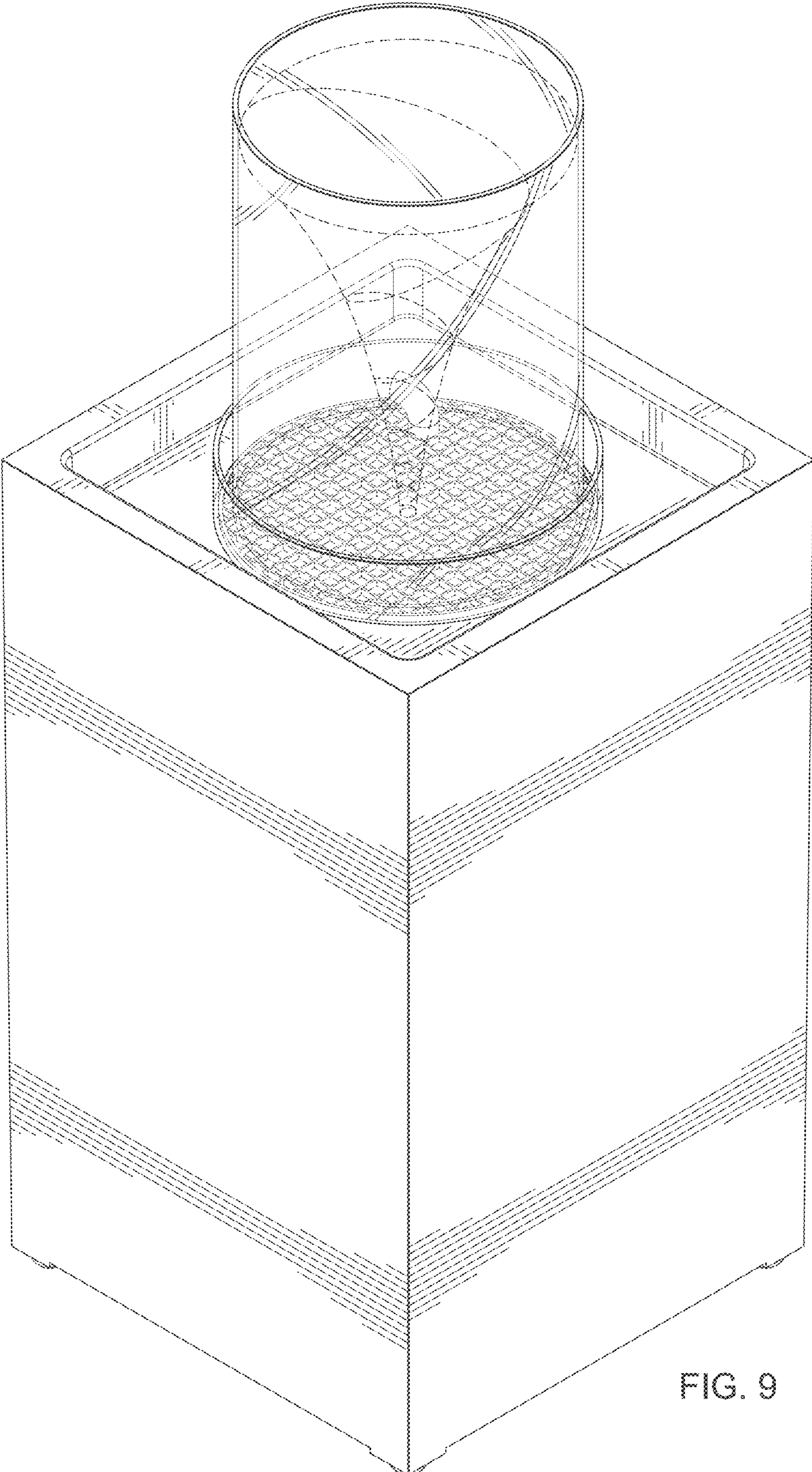


FIG. 9