



US00D922483S

(12) **United States Design Patent**
Liu

(10) **Patent No.:** **US D922,483 S**

(45) **Date of Patent:** **** Jun. 15, 2021**

(54) **DESK ORGANIZER**

(71) Applicant: **SHENZHEN TENGPAYOUGOU TECHNOLOGY CO., LTD**, Shenzhen (CN)

(72) Inventor: **Wenbing Liu**, Shenzhen (CN)

(73) Assignee: **SHENZHEN TENGPAYOUGOU TECHNOLOGY CO., LTD**, Shenzhen (CN)

(**) Term: **15 Years**

(21) Appl. No.: **29/767,983**

(22) Filed: **Jan. 27, 2021**

(51) **LOC (13) Cl.** **19-02**

(52) **U.S. Cl.**
USPC **D19/78**

(58) **Field of Classification Search**
USPC D19/75, 77-85, 91, 100; D3/313;
D7/553.4, 553.5, 590, 641; D14/254;
D28/73
CPC .. B43M 99/00; B43M 99/001; B43M 99/008;
B43M 99/009
See application file for complete search history.

(56) **References Cited**

U.S. PATENT DOCUMENTS

D49,856 S *	11/1916	Riley	D19/79
D53,951 S *	10/1919	Weeks	D19/79
D66,323 S *	12/1924	Cummings	D3/313
D103,798 S *	3/1937	Brand et al.	D19/79
D149,105 S *	3/1948	Barnett	D28/73
D205,676 S *	9/1966	Kirwan	D7/553.5
D224,175 S *	7/1972	Mark	D28/73
D241,905 S *	10/1976	Epperson	D7/590
D248,441 S *	7/1978	Bausch	D19/75

D249,262 S *	9/1978	Neece	D12/415
D288,012 S *	1/1987	Sussman	D28/73
D324,192 S *	2/1992	Waltel, Jr.	D11/164
D333,841 S *	3/1993	Henricksen	D19/75
D359,179 S *	6/1995	Cucinotta	D14/447
D367,948 S *	3/1996	Hsu	D19/77
D404,767 S *	1/1999	Joun	D19/86
D457,191 S *	5/2002	Slater	D19/78
D469,126 S *	1/2003	Joss	D19/75
D509,249 S *	9/2005	Nelson	D19/75
D580,987 S *	11/2008	Diller	D19/77
D634,541 S *	3/2011	Gutierrez	D3/313
D661,489 S *	6/2012	Kraemer	D3/313
D667,503 S *	9/2012	Ranby	D19/75
8,572,784 B2 *	11/2013	Keehfus	A47C 21/00 5/658
D793,948 S *	8/2017	Nunez	D12/415
D804,570 S	12/2017	Okene	
D825,658 S	8/2018	Okene	
D845,550 S *	4/2019	Yang	D28/73
D859,394 S *	9/2019	Skogrand-Khatib	D14/253
2019/0313788 A1 *	10/2019	Sheldon	F16B 5/07

* cited by examiner

Primary Examiner — Elizabeth A. Albert

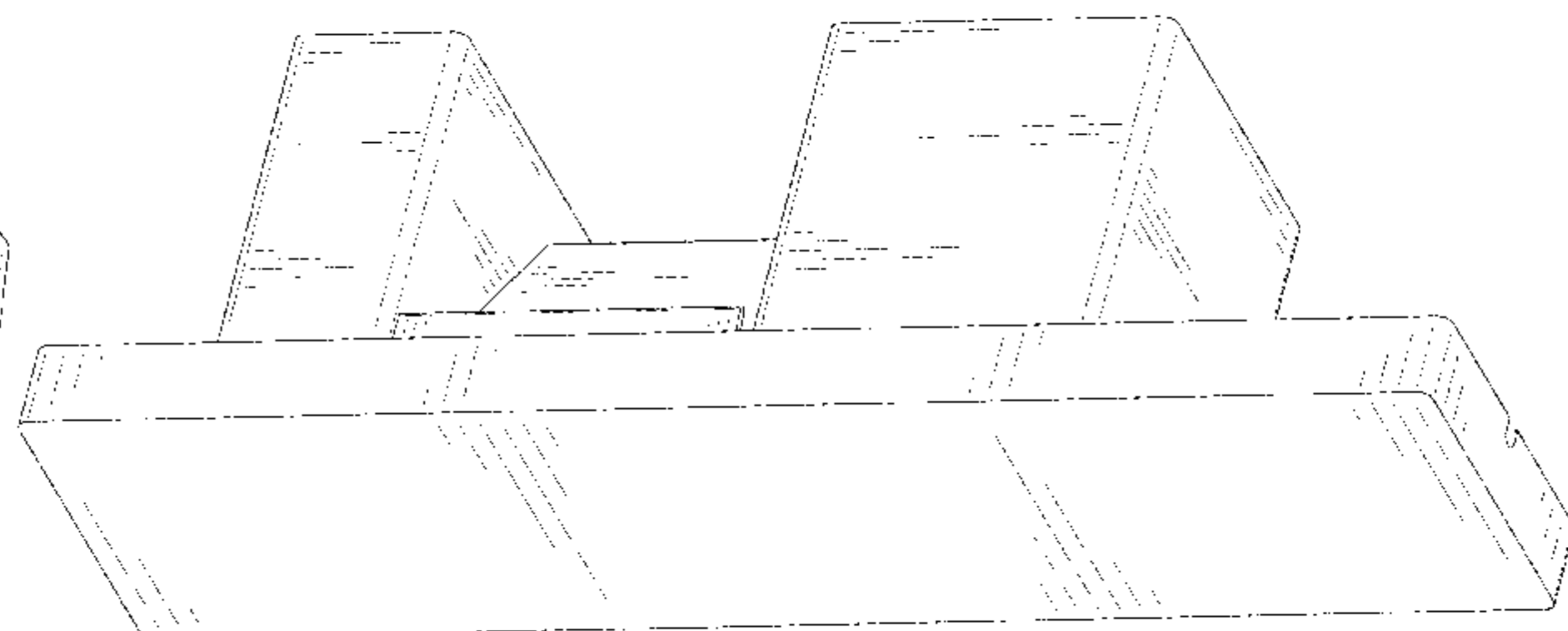
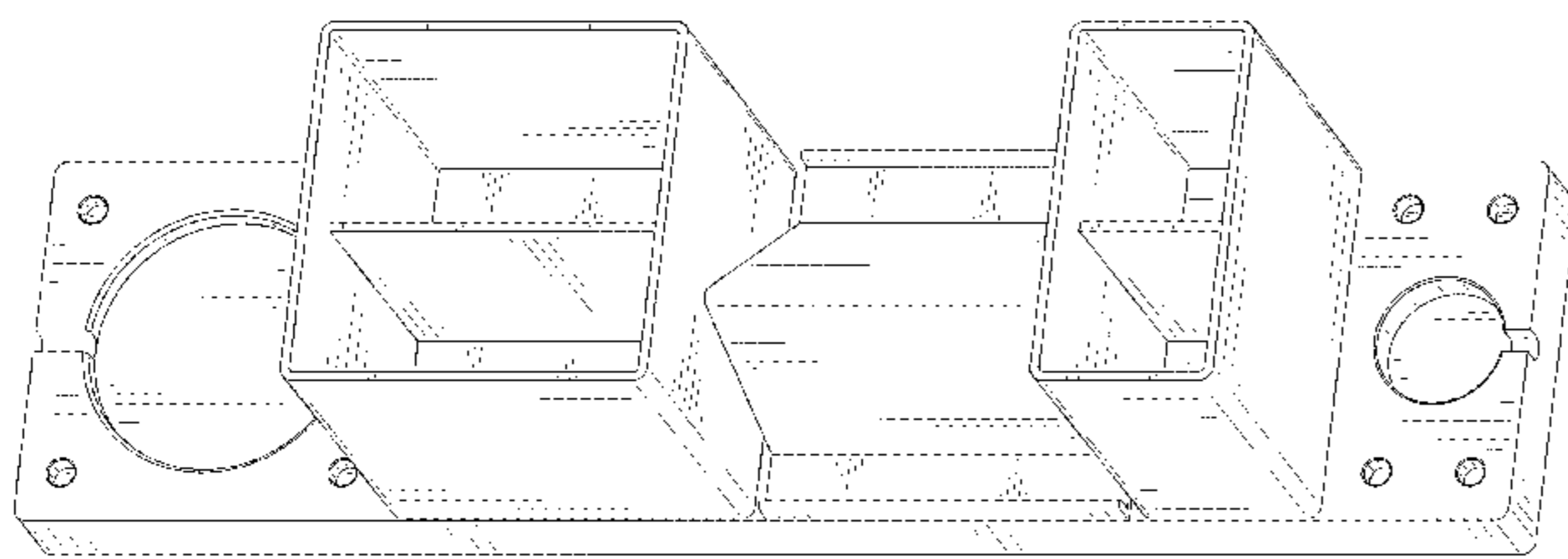
(57) **CLAIM**

The ornamental design for a desk organizer, as shown and described.

DESCRIPTION

FIG. 1 is a perspective view of a desk organizer showing my new design;
FIG. 2 is another perspective view thereof;
FIG. 3 is a front elevational view thereof;
FIG. 4 is a rear elevational view thereof;
FIG. 5 is a left side elevational view thereof;
FIG. 6 is a right side elevational view thereof;
FIG. 7 is a top plan view thereof; and,
FIG. 8 is a bottom plan view thereof.

1 Claim, 8 Drawing Sheets



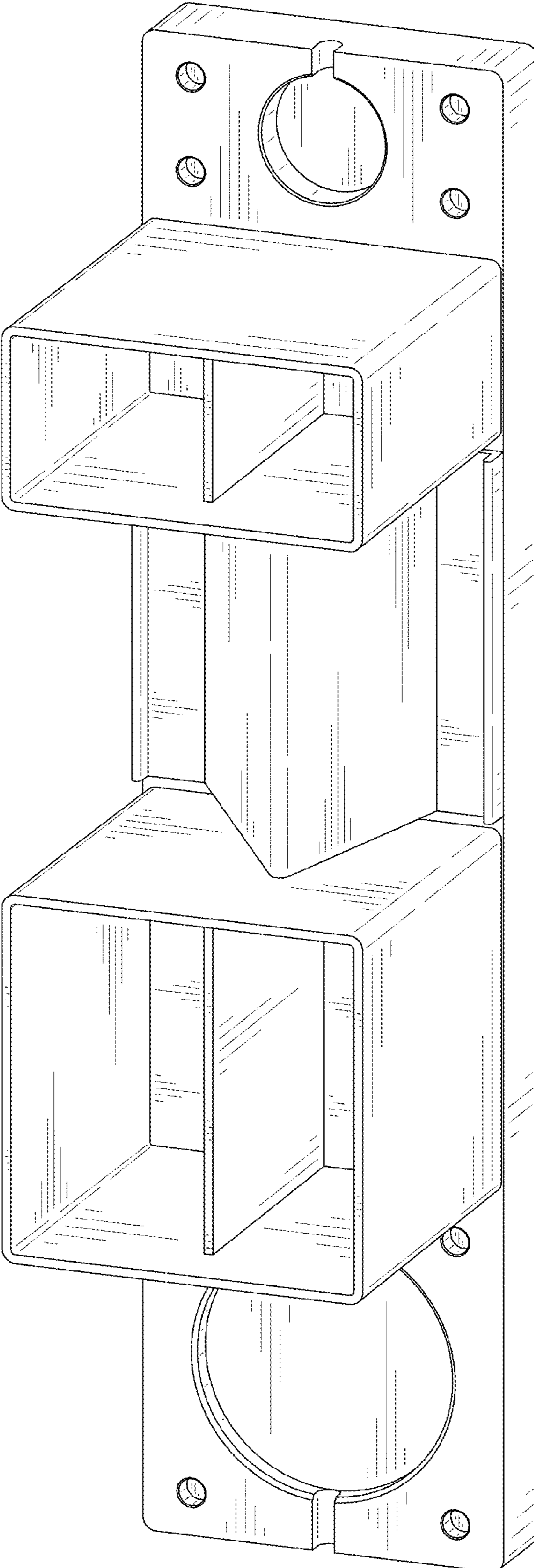


FIG. 1




FIG. 2

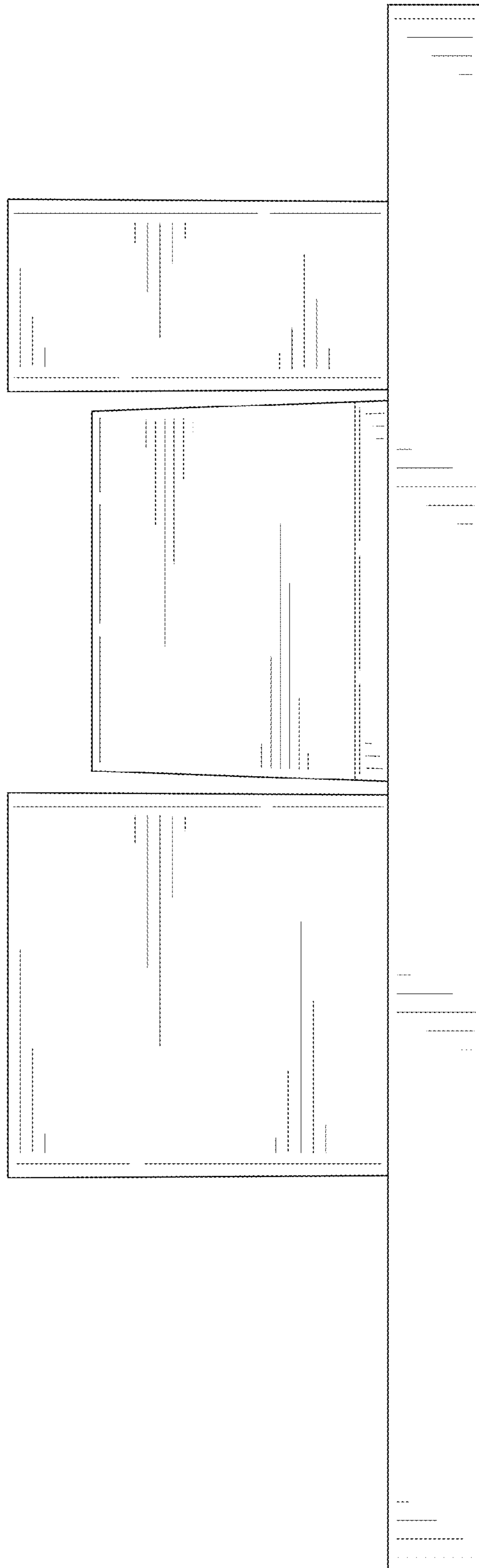


FIG. 3

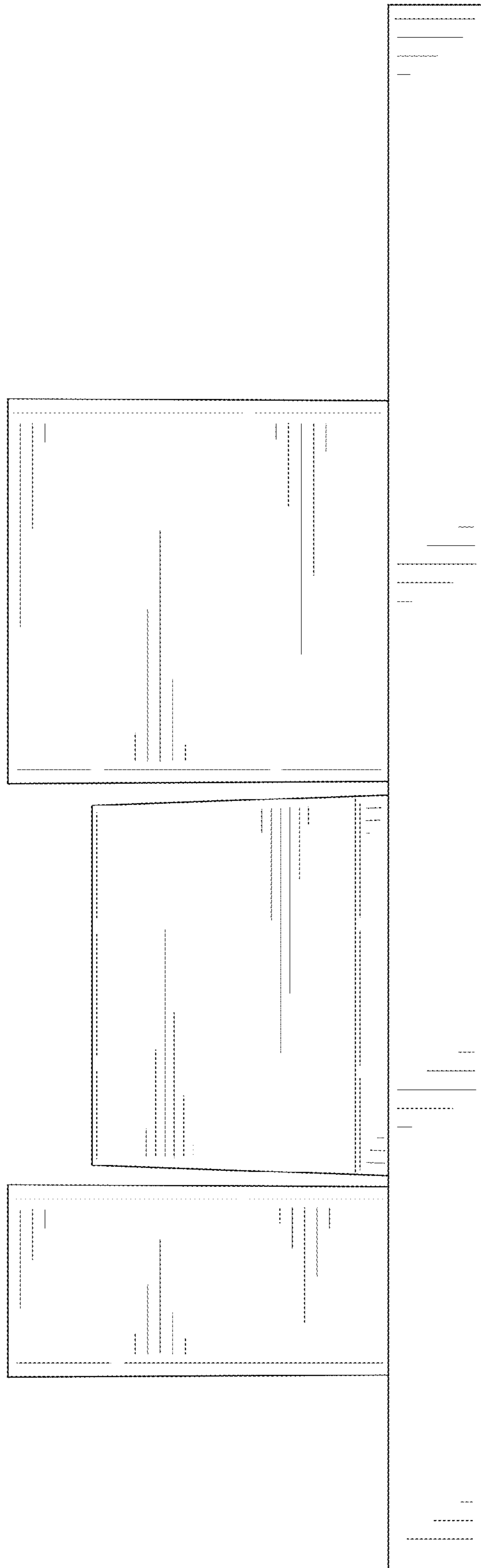


FIG. 4

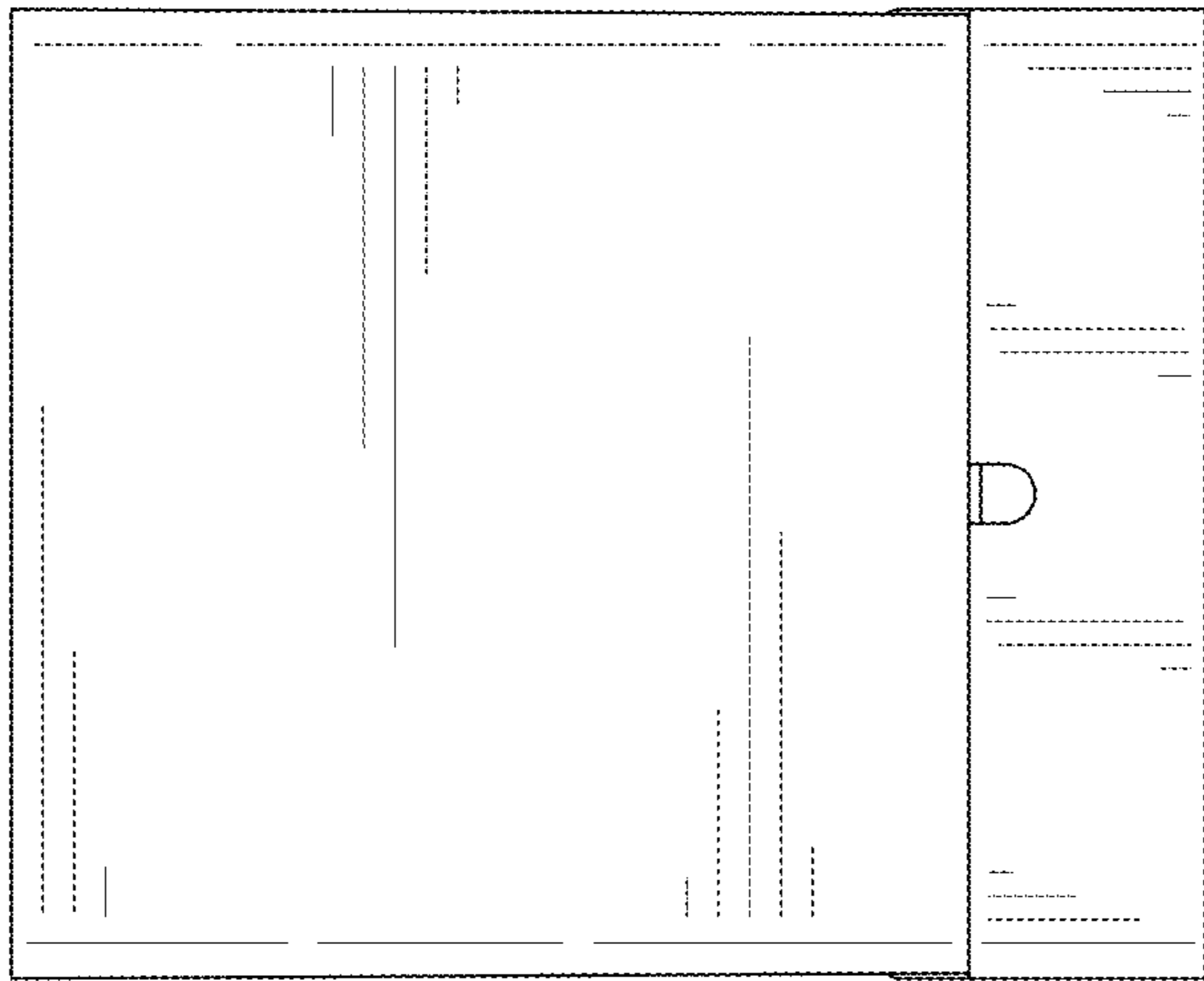


FIG. 5

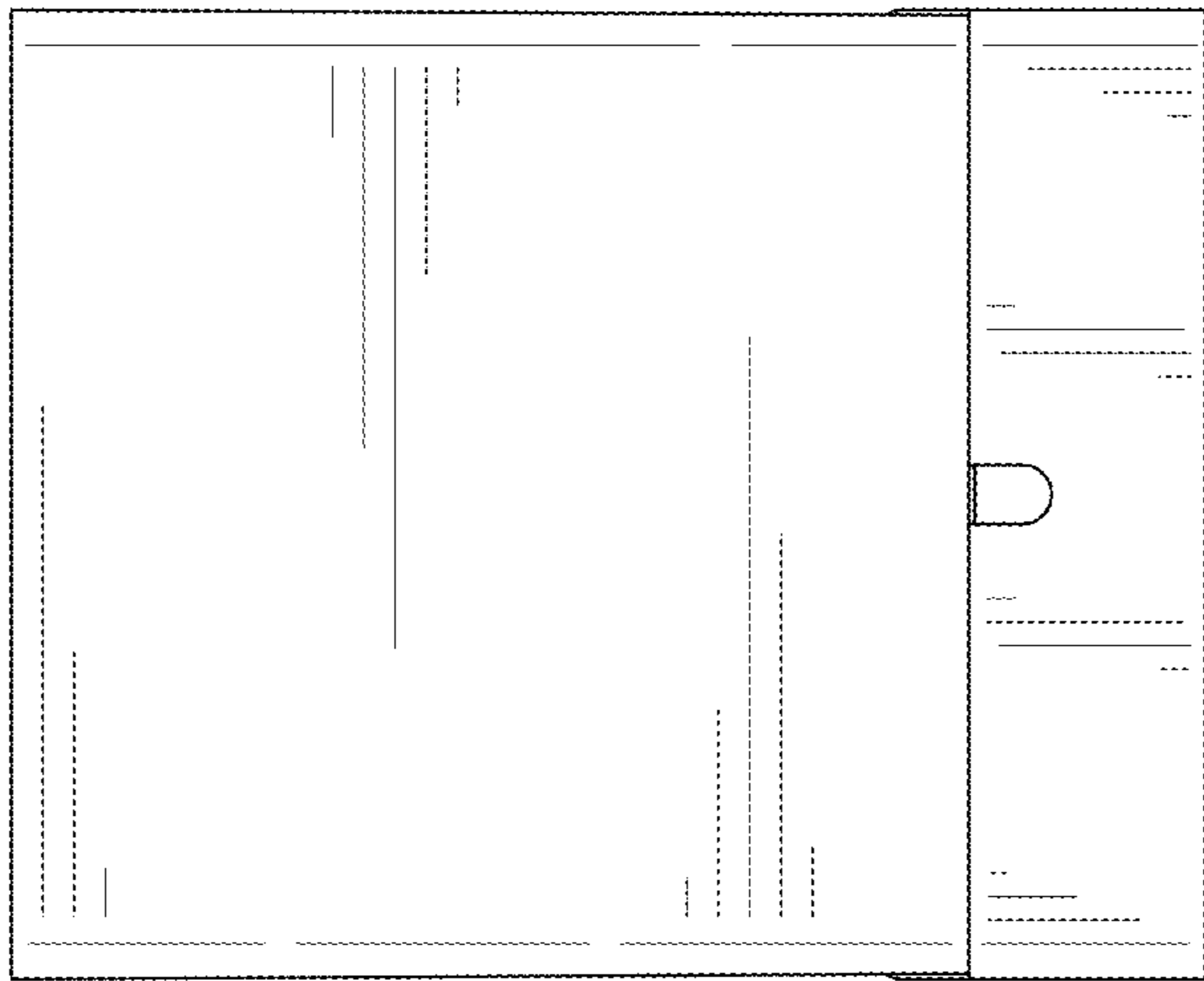


FIG. 6

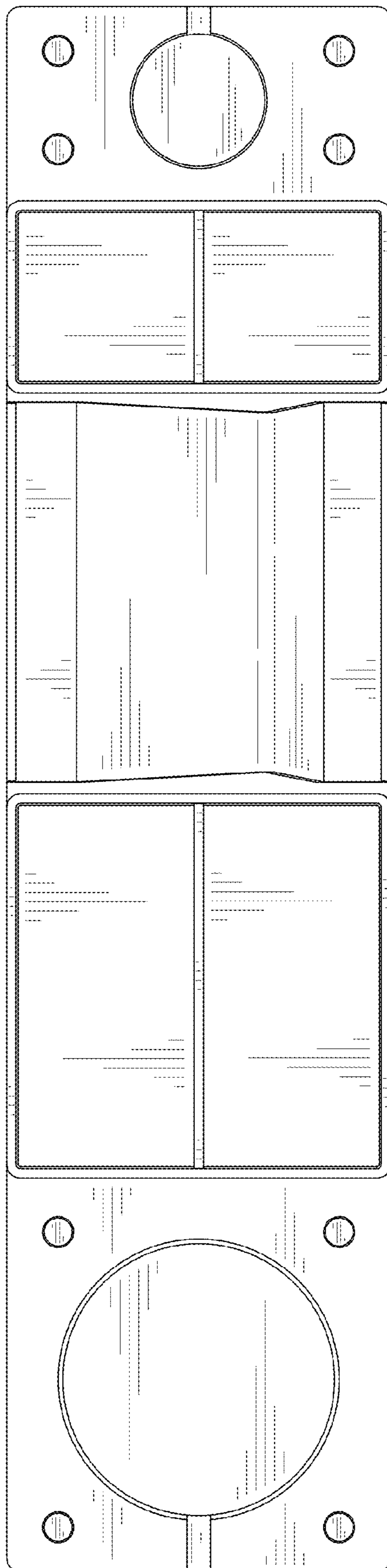


FIG. 7




FIG. 8