



US00D922464S

(12) **United States Design Patent** (10) **Patent No.:** **US D922,464 S**
Xin (45) **Date of Patent:** **** Jun. 15, 2021**

(54) **ROBOT**

(71) Applicant: **Shantou Yierlai Home Furnishing Products Co., Ltd., Shantou (CN)**

(72) Inventor: **Xueshan Xin, Shantou (CN)**

(73) Assignee: **Shantou Yierlai Home Furnishing Products Co., Ltd., Shantou (CN)**

(**) Term: **15 Years**

(21) Appl. No.: **29/768,068**

(22) Filed: **Jan. 27, 2021**

(30) **Foreign Application Priority Data**
 Dec. 8, 2020 (CN) 202030753209.1

(51) **LOC (13) Cl.** **15-99**

(52) **U.S. Cl.**
 USPC **D15/199**

(58) **Field of Classification Search**
 USPC D15/199; D21/578-583, 621, 622;
 D32/21; D34/34
 CPC ... A63H 11/00; B25J 5/007; B25J 9/00; B25J
 11/00; B25J 11/008; B62D 57/024; G06N
 3/008; Y10S 901/01
 See application file for complete search history.

4,673,371 A * 6/1987 Furukawa A63H 11/00
 446/175

D292,223 S * 10/1987 Trumbull D21/578

D293,345 S * 12/1987 Takizawa D21/578

D296,347 S * 6/1988 Kanoh D21/578

4,752,272 A * 6/1988 Karasawa A63H 31/08
 446/289

D298,766 S * 11/1988 Tanno D21/578

D304,962 S * 12/1989 Watanabe D21/578

D307,305 S * 4/1990 Horiuchi D10/38

D332,122 S 12/1992 Hetman et al.

6,149,490 A * 11/2000 Hampton A63H 3/28
 446/298

6,604,021 B2 * 8/2003 Imai G06N 3/008
 318/568.11

D486,191 S * 2/2004 Robinson D21/578

8,587,715 B2 * 11/2013 Takeda H04N 13/239
 348/373

D711,479 S * 8/2014 Lee D21/578

D712,984 S * 9/2014 Lee D21/578

D713,477 S 9/2014 Lee

D715,380 S 10/2014 Ito

D769,345 S * 10/2016 Hinkel D16/203

D823,917 S * 7/2018 Bernazeau D15/199

(Continued)

Primary Examiner — Patricia A Palasik
 (74) *Attorney, Agent, or Firm* — Chun-Ming Shih;
 Lanway IPR Services

(57) **CLAIM**

The ornamental design for a robot, as shown and described.

DESCRIPTION

FIG. 1 is a perspective view of a robot showing the new design;
 FIG. 2 is a front view thereof;
 FIG. 3 is a rear view thereof;
 FIG. 4 is a left side elevational view thereof;
 FIG. 5 is a right side elevational view thereof; and,
 FIG. 6 is a top view thereof.

1 Claim, 6 Drawing Sheets

(56) **References Cited**

U.S. PATENT DOCUMENTS


3,587,191 A * 6/1971 Cooper A63H 11/10
 446/288

4,051,623 A * 10/1977 Ogawa A63H 11/00
 446/290

4,282,677 A * 8/1981 Abe A63H 3/31
 15/143.1

D287,986 S * 1/1987 Matsui D21/578

D290,032 S * 5/1987 Horiuchi D21/578



(56)

References Cited

U.S. PATENT DOCUMENTS

D824,458	S *	7/2018	Vaarsi	D21/533
D839,333	S *	1/2019	Chao	D15/199
D852,286	S *	6/2019	Chen	D21/578
D879,854	S *	3/2020	Lu	D15/199
D890,861	S *	7/2020	Blaustein	D21/578
D891,533	S *	7/2020	Lee	D21/578
D891,534	S *	7/2020	Guo	D21/578
D907,132	S *	1/2021	Lin	D21/578
D908,178	S *	1/2021	Lee	D21/578
2004/0198160	A1 *	10/2004	Fong	A63H 31/08 446/330
2010/0123819	A1 *	5/2010	Yu	H04N 5/2254 348/360
2010/0263948	A1 *	10/2010	Couture	B62D 55/065 180/8.2
2013/0078888	A1 *	3/2013	Mayer	A63H 11/00 446/433
2019/0031259	A1 *	1/2019	Aramayo, II	B62D 57/032

* cited by examiner




FIG. 1




FIG. 2




FIG. 3




FIG. 4




FIG. 5




FIG. 6