



US00D922429S

(12) **United States Design Patent** (10) **Patent No.:** **US D922,429 S**
Apodaca et al. (45) **Date of Patent:** **** Jun. 15, 2021**

(54) **DISPLAY SCREEN OR PORTION THEREOF WITH ANIMATED GRAPHICAL USER INTERFACE**

(71) Applicant: **Apple Inc.**, Cupertino, CA (US)
(72) Inventors: **Greg Apodaca**, Mountain View, CA (US); **Imran Chaudhri**, San Francisco, CA (US); **Raymond Sepulveda**, San Jose, CA (US)

(73) Assignee: **Apple Inc.**, Cupertino, CA (US)

(**) Term: **15 Years**
(21) Appl. No.: **29/719,264**
(22) Filed: **Jan. 2, 2020**

Related U.S. Application Data

(63) Continuation of application No. 29/637,394, filed on Feb. 17, 2018, now Pat. No. Des. 872,128, which is (Continued)
(51) **LOC (13) Cl.** **14-04**
(52) **U.S. Cl.**
USPC **D14/489**
(58) **Field of Classification Search**
USPC D14/485-495
(Continued)

(56) **References Cited**

U.S. PATENT DOCUMENTS

D341,848 S 11/1993 Bigelow et al.
D534,543 S 1/2007 Gusmorino et al.
(Continued)

OTHER PUBLICATIONS

OSxdaily.com, "Disable "Reopen Windows When Logging Back In" in Mac OS X Completely" OSXDaily, Aug. 25, 2011, Available

here <<http://osxdaily.com/2011/08/25/disable-reopen-windows-when-logging-back-in-in-mac-os-x-lion-completely/>>.

Primary Examiner — Richelle G Shelton
(74) *Attorney, Agent, or Firm* — Sterne, Kessler, Goldstein & Fox P.L.L.C.

(57) **CLAIM**

The ornamental design for a display screen or portion thereof with animated graphical user interface, as shown and described.

DESCRIPTION

The file of this patent contains at least one drawing/photograph executed in color. Copies of this patent with color drawing(s)/photograph(s) will be provided by the Office upon request and payment of the necessary fee.

FIG. 1 is a front view of a display screen or portion thereof with animated graphical user interface showing a first image of the claimed design;

FIG. 2 is a second image thereof;

FIG. 3 is a third image thereof;

FIG. 4 is a fourth image thereof;

FIG. 5 is a fifth image thereof;

FIG. 6 is a sixth image thereof;

FIG. 7 is a seventh image thereof;

FIG. 8 is another embodiment thereof showing a first image of the claimed design;

FIG. 9 is a second image thereof;

FIG. 10 is a third image thereof;

FIG. 11 is a fourth image thereof;

FIG. 12 is a fifth image thereof;



FIG. 13 is a sixth image thereof; and,

FIG. 14 is a seventh image thereof.

The broken lines in the figures show a display screen or portion thereof, and form no part of the claimed design.

The appearance of the animated image sequentially transitions between the images shown in FIGS. 1-7 and 8-14, respectively. The process or period in which one image transitions to another forms no part of the claimed design.

1 Claim, 1 Drawing Sheet
(1 of 1 Drawing Sheet(s) Filed in Color)



Related U.S. Application Data

a continuation of application No. 29/608,077, filed on Jun. 19, 2017, now Pat. No. Des. 810,761, which is a continuation of application No. 29/564,576, filed on May 13, 2016, now Pat. No. Des. 789,964, which is a continuation of application No. 29/492,618, filed on Jun. 1, 2014, now Pat. No. Des. 756,379.

(58) **Field of Classification Search**

CPC G06F 3/04817; G06F 3/04845; H04N
1/00424; G06T 13/00; G06T 13/80
See application file for complete search history.

(56) **References Cited**

U.S. PATENT DOCUMENTS

D547,325 S	7/2007	Jewitt et al.	
D599,362 S	9/2009	Danton	
D627,790 S	11/2010	Chaudhri	
8,379,874 B1	2/2013	Simon	
D697,524 S	1/2014	Bigelow et al.	
D706,823 S	6/2014	Abratowski et al.	
D710,382 S	8/2014	Chaudhri	
D756,379 S *	5/2016	Apodaca	D14/485
D760,236 S *	6/2016	Li	D14/485
D780,781 S	3/2017	Ding et al.	
D829,751 S	10/2018	Schaper et al.	
D847,854 S *	5/2019	Christian	D14/488
D852,815 S	7/2019	Gavenman et al.	
D859,447 S *	9/2019	Anzures	D14/486
D872,128 S	1/2020	Apodaca et al.	
D902,955 S *	11/2020	Hill	D14/488
D910,030 S *	2/2021	Sakata	D14/485
2015/0081367 A1	3/2015	Westlake	
2016/0301637 A1	10/2016	Horowitz	

* cited by examiner




FIG. 1




FIG. 2




FIG. 3




FIG. 4




FIG. 5




FIG. 6




FIG. 7




FIG. 8




FIG. 9




FIG. 10




FIG. 11




FIG. 12




FIG. 13




FIG. 14