



US00D922392S

(12) **United States Design Patent**
Chan et al.

(10) **Patent No.:** **US D922,392 S**

(45) **Date of Patent:** **** Jun. 15, 2021**

(54) **CASE FOR PORTABLE ELECTRONIC
COMPUTING DEVICE**

(71) Applicant: **Pioneer Square Brands, Inc.**, Seattle,
WA (US)

(72) Inventors: **Jaimie Emerald Chan**, Renton, WA
(US); **Michael Cooper Ferren**, Camas,
WA (US); **Megan Elizabeth Zumel
Manzano**, Seattle, WA (US); **Brian
Lewis Piper**, Seattle, WA (US)

(73) Assignee: **PIONEER SQUARE BRANDS, INC.**,
McLean, VA (US)

(**) Term: **15 Years**

(21) Appl. No.: **29/763,126**

(22) Filed: **Dec. 21, 2020**

(51) **LOC (13) Cl.** **14-02**

(52) **U.S. Cl.**
USPC **D14/440**

(58) **Field of Classification Search**
USPC D14/440, 447, 250; 206/45.23, 320,
206/45.2; 361/679.55; 294/25; 224/218;
455/575.8

CPC ... G06F 1/1628; G06F 1/1626; A47B 23/044;
H04B 1/3888; A45C 11/00

See application file for complete search history.

(56) **References Cited**

U.S. PATENT DOCUMENTS

D647,526 S	10/2011	Vandiver et al.	
D649,144 S *	11/2011	Fathollahi	D14/250
D675,210 S *	1/2013	Kim	D14/440
D688,669 S	8/2013	Akana et al.	
D703,672 S	4/2014	Kim et al.	
D708,621 S *	7/2014	Gifford	D14/447
D728,579 S	5/2015	Mecchella et al.	

D763,856 S	8/2016	Moore	
D766,249 S	9/2016	Veltz et al.	
D776,122 S *	1/2017	Akana	D14/440
D776,123 S *	1/2017	Akana	D14/440
D795,880 S *	8/2017	Akana	D14/440
D799,491 S	10/2017	Barnard et al.	
D804,486 S *	12/2017	Nyholm	D14/440
D806,713 S *	1/2018	Wright	D14/440
D808,395 S	1/2018	Fenton	
D812,620 S	3/2018	Cheng	
D819,644 S *	6/2018	Wright	D14/440
D825,199 S	8/2018	Stephani et al.	
D834,582 S *	11/2018	Zhuang	D14/440
10,148,307 B2 *	12/2018	Shannon, III	G06F 1/1628
D837,796 S	1/2019	Kim et al.	
D841,012 S	2/2019	Kim et al.	
D841,013 S	2/2019	Ferren et al.	
D841,655 S *	2/2019	Xie	D14/440
D850,454 S	6/2019	Kim et al.	
D851,648 S *	6/2019	Tan	D14/440
D868,071 S *	11/2019	Liu	D14/440

(Continued)

Primary Examiner — Cynthia R Underwood

(74) *Attorney, Agent, or Firm* — Grandview Law

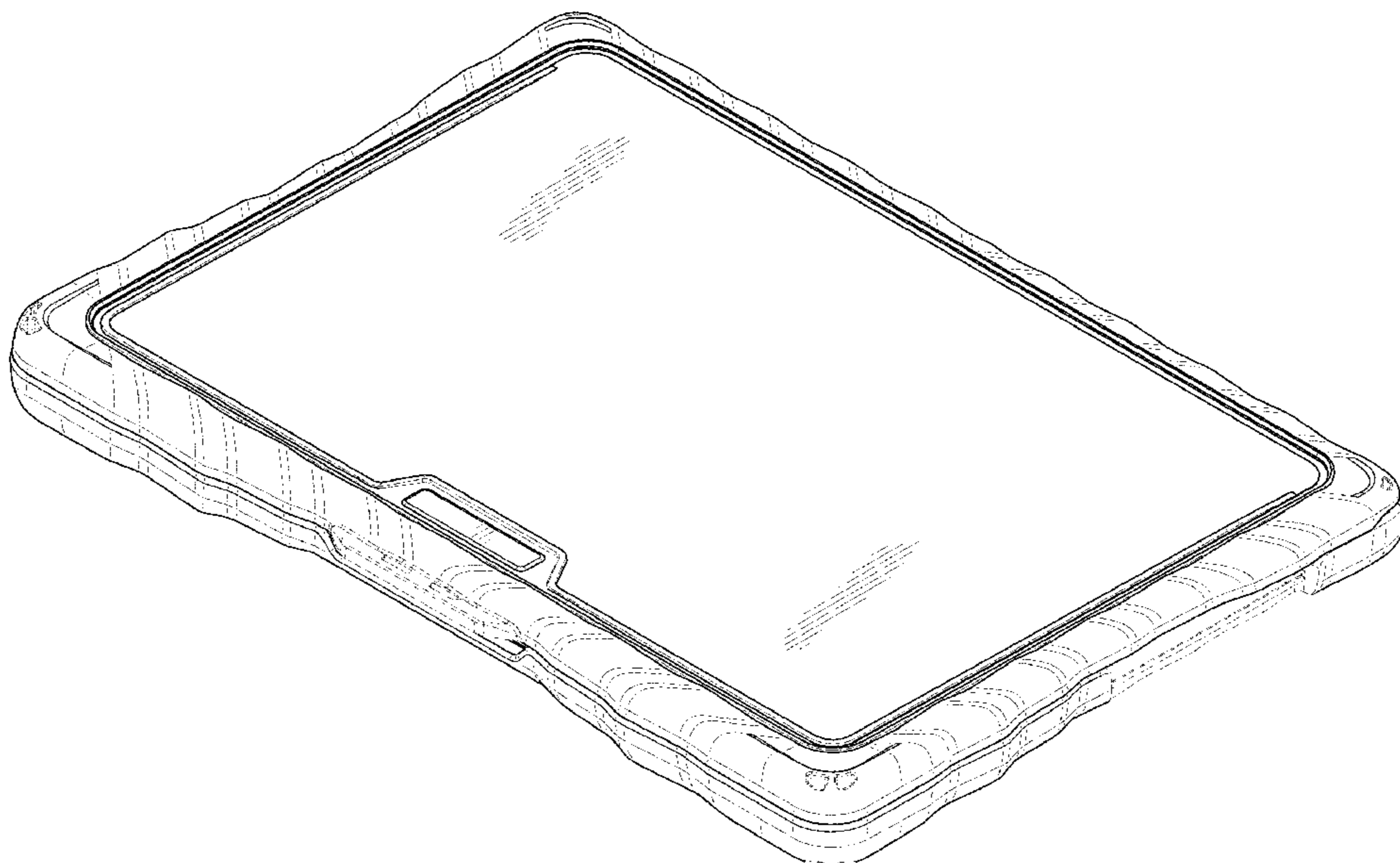
(57) **CLAIM**

The ornamental design for a case for portable electronic computing device, as shown and described.

DESCRIPTION

FIG. 1 is a top perspective view of a case for portable electronic computing device showing our new design. FIG. 2 is a front elevational view thereof. FIG. 3 is a rear elevational view thereof. FIG. 4 is a right elevational view thereof. FIG. 5 is a left elevational view thereof. FIG. 6 is a top plan view thereof; and, FIG. 7 is a bottom plan view thereof. The features shown in broken lines in the drawing figures depict features that form no part of the claimed design.

1 Claim, 7 Drawing Sheets



(56)

References Cited

U.S. PATENT DOCUMENTS

D868,788	S	12/2019	Weng	
D868,791	S *	12/2019	Weng	D14/440
D874,467	S *	2/2020	Piper	D14/440
D877,509	S	3/2020	Kilkenny	
D885,402	S *	5/2020	Lei	D14/440
D888,063	S *	6/2020	Chan	D14/440
D888,720	S	6/2020	Moore	
D892,805	S *	8/2020	Piper	D14/440
D892,806	S	8/2020	Manzano et al.	
D895,630	S	9/2020	Piper et al.	
D902,215	S	11/2020	Quan	
D902,934	S	11/2020	Manzano et al.	
D906,341	S *	12/2020	Jiao	D14/440
2011/0297566	A1 *	12/2011	Gallagher	F16M 11/105 206/320
2012/0170212	A1 *	7/2012	Gallouzi	G06F 1/1632 361/679.56
2013/0222139	A1 *	8/2013	Gouge	G08B 21/02 340/573.1
2019/0142992	A1 *	5/2019	Davidson	B01J 20/28045 424/445
2019/0144163	A1 *	5/2019	Lim	B65D 19/385 108/53.5
2019/0275714	A1 *	9/2019	Kanoh	B29C 45/14065

* cited by examiner

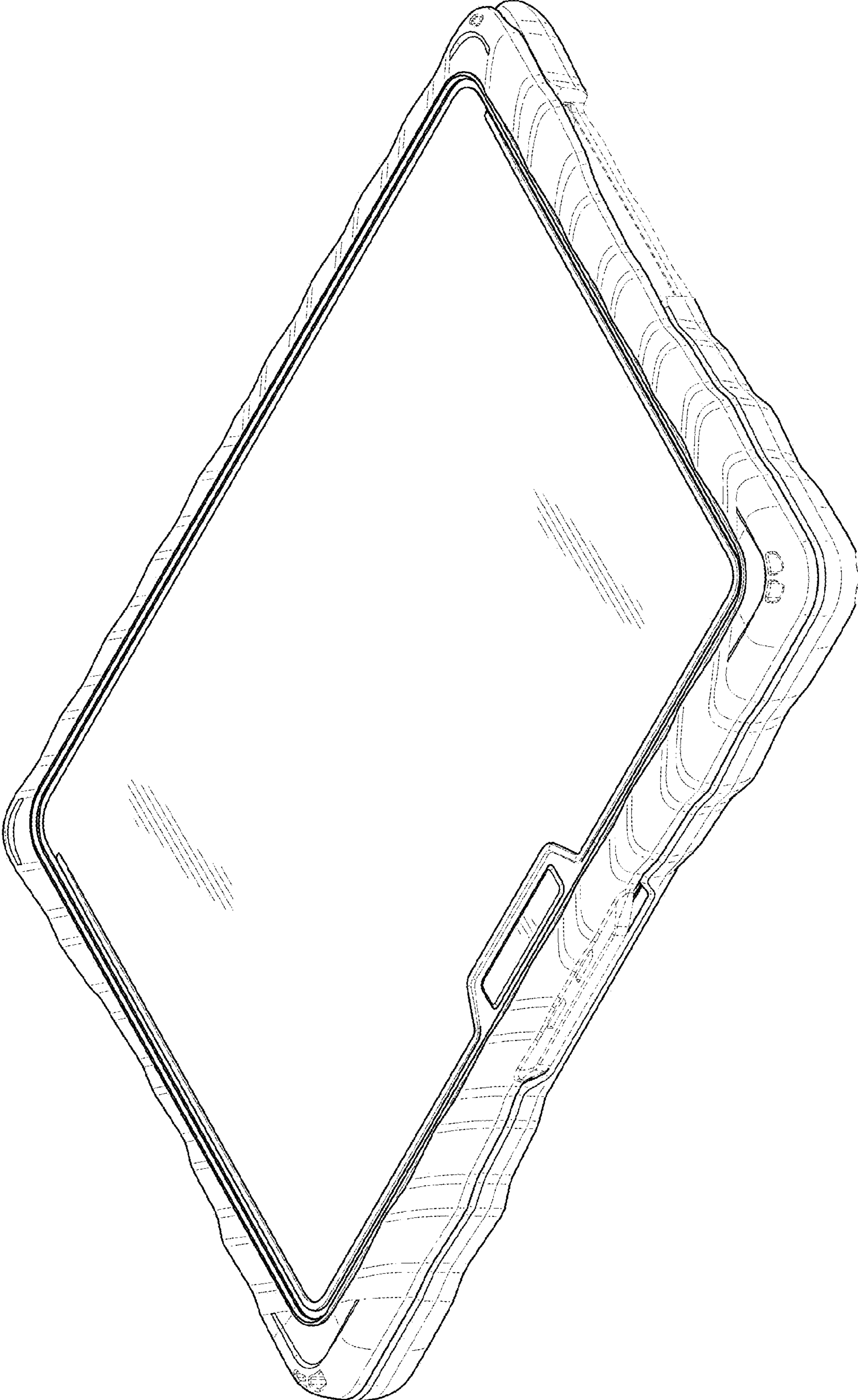


FIG. 1

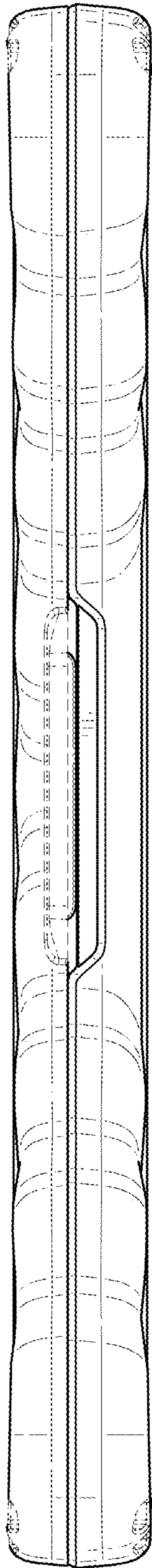


FIG. 2

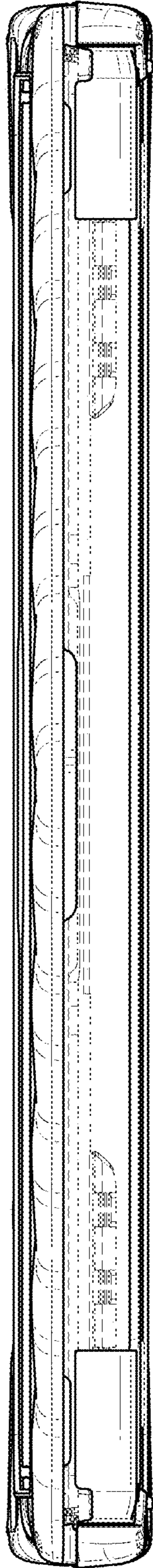


FIG. 3

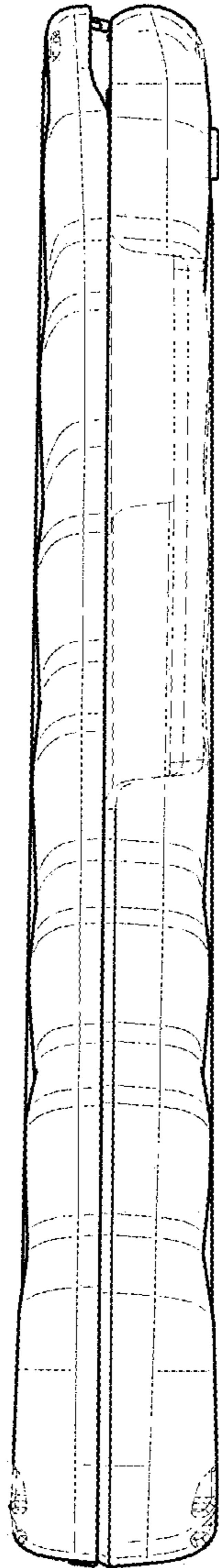


FIG. 4

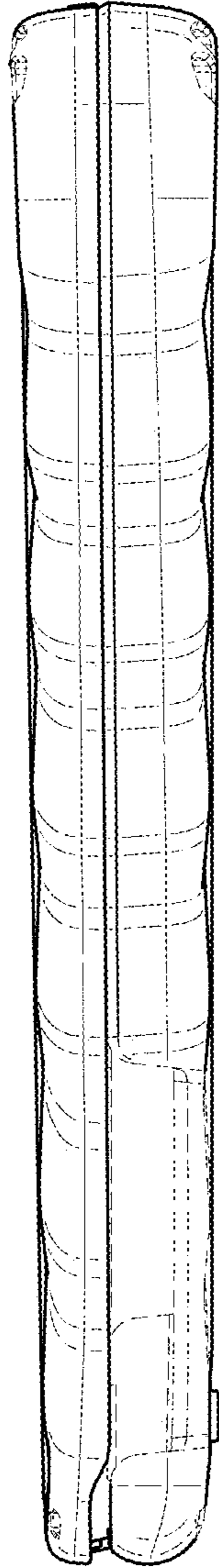


FIG. 5




FIG. 6




FIG. 7