



US00D922390S

(12) **United States Design Patent**
Cheng

(10) **Patent No.:** **US D922,390 S**
(45) **Date of Patent:** **** Jun. 15, 2021**

(54) **CASE FOR ELECTRONIC DEVICE WITH
MULTI-ANGLE STAND COVER**

(71) Applicant: **Fintie LLC**, Hilliard, OH (US)

(72) Inventor: **Nai Chu Cheng**, Hilliard, OH (US)

(73) Assignee: **Fintie LLC**, Hilliard, OH (US)

(**) Term: **15 Years**

(21) Appl. No.: **29/722,093**

(22) Filed: **Jan. 27, 2020**

(51) **LOC (13) Cl.** **14-02**

(52) **U.S. Cl.**
USPC **D14/440; D14/316**

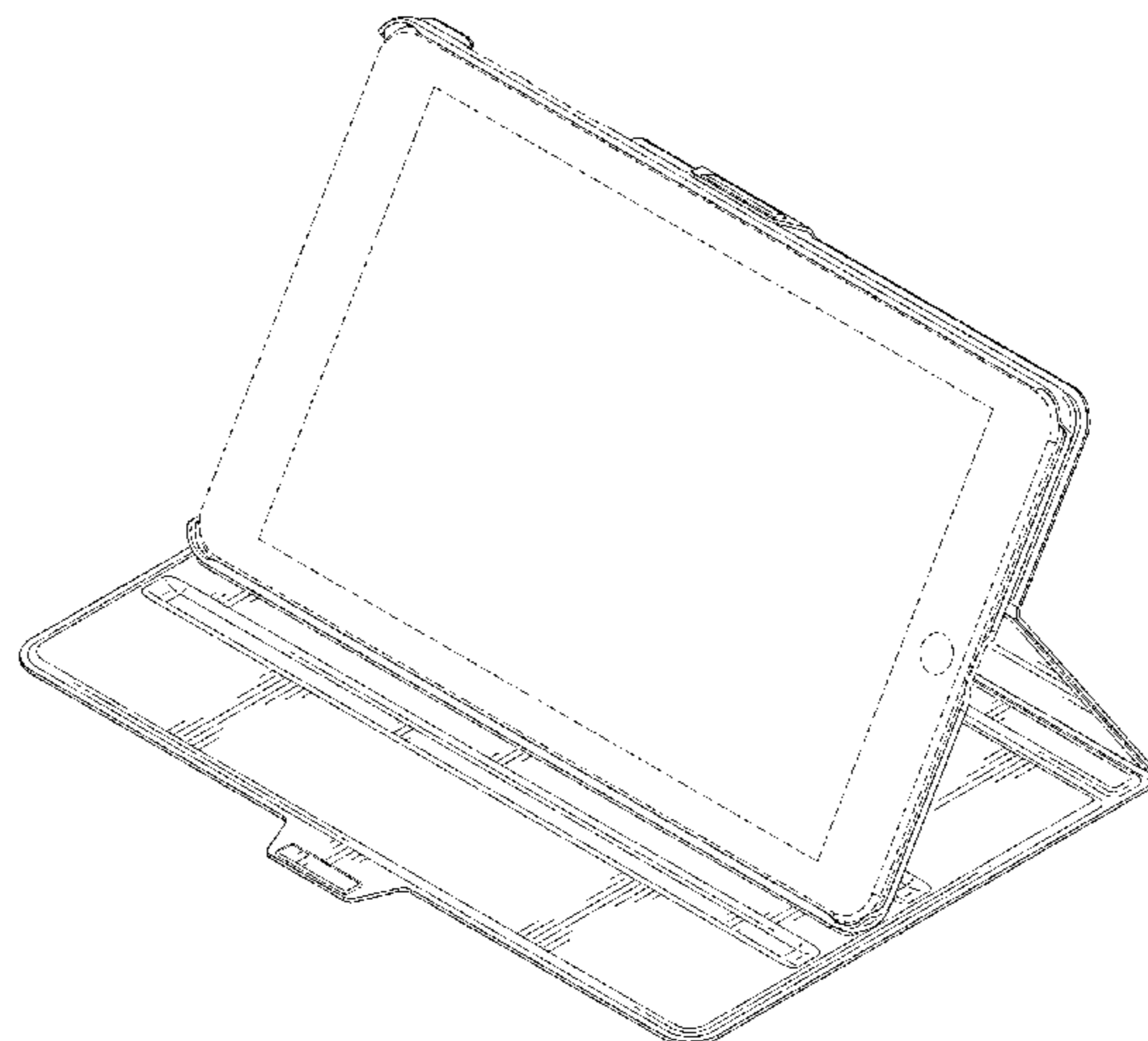
(58) **Field of Classification Search**
USPC D14/440, 447, 250; 206/45.23, 320,
206/45.2; 361/679.55; 294/25; 224/218
CPC ... G06F 1/1628; G06F 1/1626; A47B 23/044;
H04B 1/3888
See application file for complete search history.

(56) **References Cited**

U.S. PATENT DOCUMENTS

4,259,568 A * 3/1981 Dynesen G06F 15/0216
206/305
5,375,076 A * 12/1994 Goodrich G06F 1/1626
361/679.17
5,383,138 A * 1/1995 Motoyama E05C 1/16
361/679.27
D385,264 S * 10/1997 Schindler D14/398
D386,171 S * 11/1997 Tague D14/398
7,042,712 B2 * 5/2006 Ghosh G06F 1/1605
206/320
7,281,698 B2 10/2007 Patterson, Jr.
D597,052 S 7/2009 Kim
D611,253 S 3/2010 Lown et al.
D620,001 S * 7/2010 Reed D14/315
7,925,312 B2 4/2011 Takagi et al.
D645,251 S 9/2011 Lee
D649,144 S 11/2011 Fathollahi
8,230,992 B2 7/2012 Law et al.
D667,831 S 9/2012 Stravitz
D668,661 S 10/2012 Norfolk

8,282,060 B2 10/2012 Fan
D672,353 S 12/2012 Liu
D676,448 S 2/2013 Gorman et al.
D676,449 S 2/2013 Probst et al.
8,382,059 B2 2/2013 Le Gette et al.
D677,668 S 3/2013 Phillips et al.
D678,886 S 3/2013 Heckler
D681,951 S 5/2013 Phillips et al.
D682,839 S 5/2013 Sampson et al.
D685,358 S 7/2013 Armstrong
D685,786 S 7/2013 Seoc
D689,056 S 9/2013 Li
D690,704 S 10/2013 Padilla et al.
D691,144 S 10/2013 Peters et al.
D694,246 S 11/2013 Park et al.
D694,759 S 12/2013 Chang
D696,256 S 12/2013 Piedra
D696,669 S 12/2013 Akana
D696,864 S 1/2014 Phillips et al.
D700,611 S 3/2014 Boldetti
D703,672 S 4/2014 Kim et al.
D706,783 S 6/2014 Almodova
8,746,449 B2 6/2014 Gallagher et al.
D709,509 S 7/2014 Kim
8,783,458 B2 7/2014 Gallagher et al.
D711,886 S 8/2014 Kerawala et al.
8,800,937 B1 8/2014 Lee et al.
D712,412 S 9/2014 Bleau et al.
D712,413 S 9/2014 Fukai
D715,052 S 10/2014 Fair
D715,785 S 10/2014 Jacob
D719,169 S 12/2014 McBroom
D720,355 S 12/2014 Akana et al.
8,905,231 B2 12/2014 Couch, III
D722,057 S 2/2015 Schoenith et al.
8,960,421 B1 2/2015 Diebel
D723,568 S 3/2015 Kim
D724,090 S 3/2015 Kim
D724,092 S 3/2015 Zangari
D727,916 S 4/2015 Melmon
D727,917 S 4/2015 Yeo
D727,919 S * 4/2015 Melmon D14/440
D729,252 S 5/2015 Smith et al.
D729,253 S 5/2015 Nyholm
D729,256 S 5/2015 Feng
D733,150 S 6/2015 Sirichai
D733,152 S 6/2015 Sirichai
D734,340 S 7/2015 Kim
9,095,194 B2 8/2015 Hassett
9,170,611 B2 * 10/2015 Gallagher H05K 5/0226
D743,170 S 11/2015 Akana et al.
D744,489 S 12/2015 Sirichai
D744,492 S 12/2015 Lin



US D922,390 S

Page 2

9,227,763 B2 *	1/2016	Gengler	G06F 1/16	D900,114 S *	10/2020	Tang	D14/440
D749,069 S	2/2016	Senoff			D901,512 S *	11/2020	Chen	D14/440
D749,083 S	2/2016	Senoff			D903,684 S *	12/2020	Le	D14/440
D750,089 S	2/2016	Langhein			D906,340 S *	12/2020	Akana	D14/440
D750,632 S	3/2016	Diebel			D907,044 S	1/2021	Cheng		
D752,052 S	3/2016	Park			D909,391 S *	2/2021	Cheng	D14/440
D752,593 S	3/2016	Diebel			D910,641 S *	2/2021	Wu	D14/440
D753,648 S	4/2016	Shyu			D912,060 S *	3/2021	Zhu	D14/440
9,307,062 B2	4/2016	Kim			D912,063 S *	3/2021	Yan	D14/440
D764,472 S	8/2016	Corcoran			D913,293 S *	3/2021	Feng	D14/440
D765,662 S	9/2016	Kang			2001/0009500 A1 *	7/2001	Selker	G06F 3/0395 361/679.55
D770,458 S	11/2016	Corcoran							
D772,880 S	11/2016	Corcoran			2003/0213886 A1	11/2003	Gilbert		
9,489,054 B1	11/2016	Sumsion			2005/0213298 A1	9/2005	Doherty et al.		
D773,470 S	12/2016	Akana			2007/0057140 A1	3/2007	Liou		
D779,485 S	2/2017	Akana			2007/0177344 A1	8/2007	Hsia		
9,578,941 B2	2/2017	MacLachlan			2007/0254729 A1	11/2007	Freund		
D784,350 S	4/2017	Li			2008/0029412 A1	2/2008	Ho		
D786,853 S	5/2017	Friedland			2008/0167095 A1	7/2008	Kim		
D787,497 S	5/2017	Friedland			2009/0017883 A1 *	1/2009	Lin	H04M 1/026 455/575.8
D789,342 S	6/2017	Sirichai							
D789,937 S	6/2017	Zhang			2009/0159763 A1	6/2009	Kim		
D792,887 S	7/2017	Zhang			2009/0178938 A1	7/2009	Palmer		
D794,626 S	8/2017	Armstrong			2009/0194209 A1	8/2009	De Fiilippis		
D795,264 S	8/2017	Wright et al.			2009/0201254 A1	8/2009	Rais		
9,717,314 B2	8/2017	Idehara			2010/0230301 A1	9/2010	Fellig		
D803,222 S	11/2017	Cheng			2010/0294909 A1	11/2010	Hauser		
D806,082 S	12/2017	Armstrong			2010/0300909 A1	12/2010	Hung		
D807,363 S	1/2018	Hallier			2011/0227463 A1	9/2011	Hou		
D807,365 S	1/2018	Liu			2011/0266194 A1	11/2011	Bau		
D807,892 S *	1/2018	Wang	D14/440	2011/0284599 A1	11/2011	Sternick		
D808,394 S	1/2018	Lakraa			2011/0290687 A1	12/2011	Han		
D808,395 S	1/2018	Fenton			2011/0297566 A1	12/2011	Gallagher		
D811,390 S	2/2018	Kim			2012/0012483 A1	1/2012	Fan		
D811,411 S	2/2018	Moore			2012/0044638 A1	2/2012	Mongan et al.		
D819,038 S	5/2018	Dieble			2012/0075799 A1	3/2012	Pollex		
D819,603 S	6/2018	Pearce			2012/0140396 A1	6/2012	Zeliff		
D820,839 S	6/2018	Akana			2012/0194448 A1	8/2012	Rothkopf		
D822,675 S	7/2018	Zhu			2013/0088431 A1	4/2013	Ballagas et al.		
D825,571 S	8/2018	Shannon, III			2013/0140194 A1	6/2013	Han		
D829,722 S	10/2018	Kim			2013/0223005 A1 *	8/2013	Smith	G06F 1/1628 361/679.55
D832,269 S	10/2018	Cheng							
D832,270 S	10/2018	Cheng			2013/0233762 A1	9/2013	Balaji		
D832,271 S	10/2018	Cheng			2013/0264459 A1	10/2013	McCosh		
10,117,505 B1	11/2018	Alvarez			2014/0139989 A1 *	5/2014	Mori	G06F 1/1626 361/679.09
10,139,861 B2	11/2018	Gallagher et al.							
D837,219 S	1/2019	Gao			2014/0274215 A1	9/2014	Del Toro et al.		
D845,305 S	4/2019	Xu			2014/0291175 A1	10/2014	Chung		
D846,550 S	4/2019	Feng			2014/0291177 A1	10/2014	Ko et al.		
D846,551 S	4/2019	Feng			2015/0001105 A1	1/2015	Nyholm et al.		
D846,552 S	4/2019	Feng			2015/0041341 A1	2/2015	Marshall et al.		
D846,553 S	4/2019	Feng			2015/0065208 A1	3/2015	Balaji et al.		
D848,409 S	5/2019	Feng			2015/0083615 A1	3/2015	Lay et al.		
D848,410 S *	5/2019	Schiro	D14/250	2015/0151887 A1	6/2015	Huang		
D850,455 S	6/2019	Cheng			2015/0237979 A1	8/2015	Huang		
D851,649 S *	6/2019	Tan	D14/440	2015/0263776 A1	9/2015	Shyu et al.		
D857,023 S	8/2019	Hyun			2015/0266610 A1	9/2015	Melmon et al.		
10,389,398 B1	8/2019	Garcia			2015/0280768 A1	10/2015	Huang		
D868,071 S *	11/2019	Liu	D14/440	2015/0282354 A1	10/2015	Spollen et al.		
D868,072 S	11/2019	Lei			2015/0293601 A1 *	10/2015	Gu	G06F 1/1669 345/168
D868,788 S	12/2019	Weng							
D870,116 S *	12/2019	Lei	D14/447	2015/0296060 A1	10/2015	Gu		
D871,415 S	12/2019	Lin			2015/0296068 A1 *	10/2015	Chin	A45C 13/002 455/575.8
D872,093 S	1/2020	Xu							
D874,466 S	2/2020	Lei			2016/0011628 A1	1/2016	Sato		
D881,895 S	4/2020	Liu			2016/0018854 A1 *	1/2016	Yu	G06F 1/1632 361/679.08
D883,986 S *	5/2020	Akana	D14/440					
D883,989 S	5/2020	Cheng			2016/0187937 A1	6/2016	Ahee		
D884,710 S *	5/2020	Hyun	D14/440					
D885,399 S	5/2020	Chen							
D887,415 S	6/2020	Claudepierre et al.							
D888,718 S	6/2020	Xu							
D888,719 S	6/2020	Moore							
D889,474 S	7/2020	Akana et al.							
D892,126 S	8/2020	Kim et al.							
D892,128 S *	8/2020	Chen	D14/440					
D892,803 S	8/2020	Armstrong et al.							
D893,497 S *	8/2020	Li	D14/440					
D897,346 S	9/2020	Claudepierre et al.							

FOREIGN PATENT DOCUMENTS

CN 2645409 Y 9/2004
JP 2009253232 A 10/2009

OTHER PUBLICATIONS

EU Design Registration No. 002447318-0001, Apple Inc., Registered Apr. 15, 2014.

EU Design Registration No. 002447318-0002, Apple Inc., Registered Apr. 15, 2014.

EU Design Registration No. 002447318-0003, Apple Inc., Registered Apr. 15, 2014.

EU Design Registration No. 002447318-0004, Apple Inc., Registered Apr. 15, 2014.

JAVOedge Fiber Axis iPad Case Review, Pat David, Aug. 13, 2010, patdavid.net.

Nanovision MIMO 710-S USB LCD display gets folding travel case/stand, Chris Davies, Aug. 4, 2009, slashgear.com.

* cited by examiner

Primary Examiner — Cynthia R Underwood
(74) *Attorney, Agent, or Firm* — Standley Law Group
LLP

(57) **CLAIM**

The ornamental design for a case for electronic device with multi-angle stand cover, as shown and described.

DESCRIPTION

FIG. 1 is a front perspective view of a first embodiment of a case for electronic device with multi-angle stand cover shown in a first open position;

FIG. 2 is a front elevation view of the FIG. 1 device in the first open position;

FIG. 3 is a rear elevation view of the FIG. 1 device in the first open position;

FIG. 4 is a right-side elevation view of the FIG. 1 device in the first open position;

FIG. 5 is a left-side elevation view of the FIG. 1 device in the first open position;

FIG. 6 is a top plan view of the FIG. 1 device in the first open position;

FIG. 7 is a bottom plan view of the FIG. 1 device in the first open position;

FIG. 8 is a rear perspective view of the FIG. 1 device in the first open position;

FIG. 9 is a front perspective view of the FIG. 1 device shown in a second open position;

FIG. 10 is a right-side elevation view of the FIG. 1 device in the second open position;

FIG. 11 is a front perspective view of the FIG. 1 device shown in a third open position;

FIG. 12 is a right-side elevation view of the FIG. 1 device in the third open position;

FIG. 13 is a front perspective view of the FIG. 1 device shown in a closed position;

FIG. 14 is a front perspective view of a second embodiment of a case for electronic device with multi-angle stand cover shown in a first open position;

FIG. 15 is a front elevation view of the FIG. 14 device in the first open position;

FIG. 16 is a rear elevation view of the FIG. 14 device in the first open position;

FIG. 17 is a right-side elevation view of the FIG. 14 device in the first open position;

FIG. 18 is a left-side elevation view of the FIG. 14 device in the first open position;

FIG. 19 is a top plan view of the FIG. 14 device in the first open position;

FIG. 20 is a bottom plan view of the FIG. 14 device in the first open position;

FIG. 21 is a rear perspective view of the FIG. 14 device in the first open position;

FIG. 22 is a front perspective view of the FIG. 14 device shown in a second open position;

FIG. 23 is a right-side elevation view of the FIG. 14 device shown in the second open position;

FIG. 24 is a front perspective view of the FIG. 14 device shown in a third open position;

FIG. 25 is a right-side elevation view of the FIG. 14 device shown in the third open position; and,

FIG. 26 is a front perspective view of the FIG. 14 device shown in a closed position.

The broken lines depict portions of the structure and/or environment of use that form no part of the claim.

1 Claim, 26 Drawing Sheets

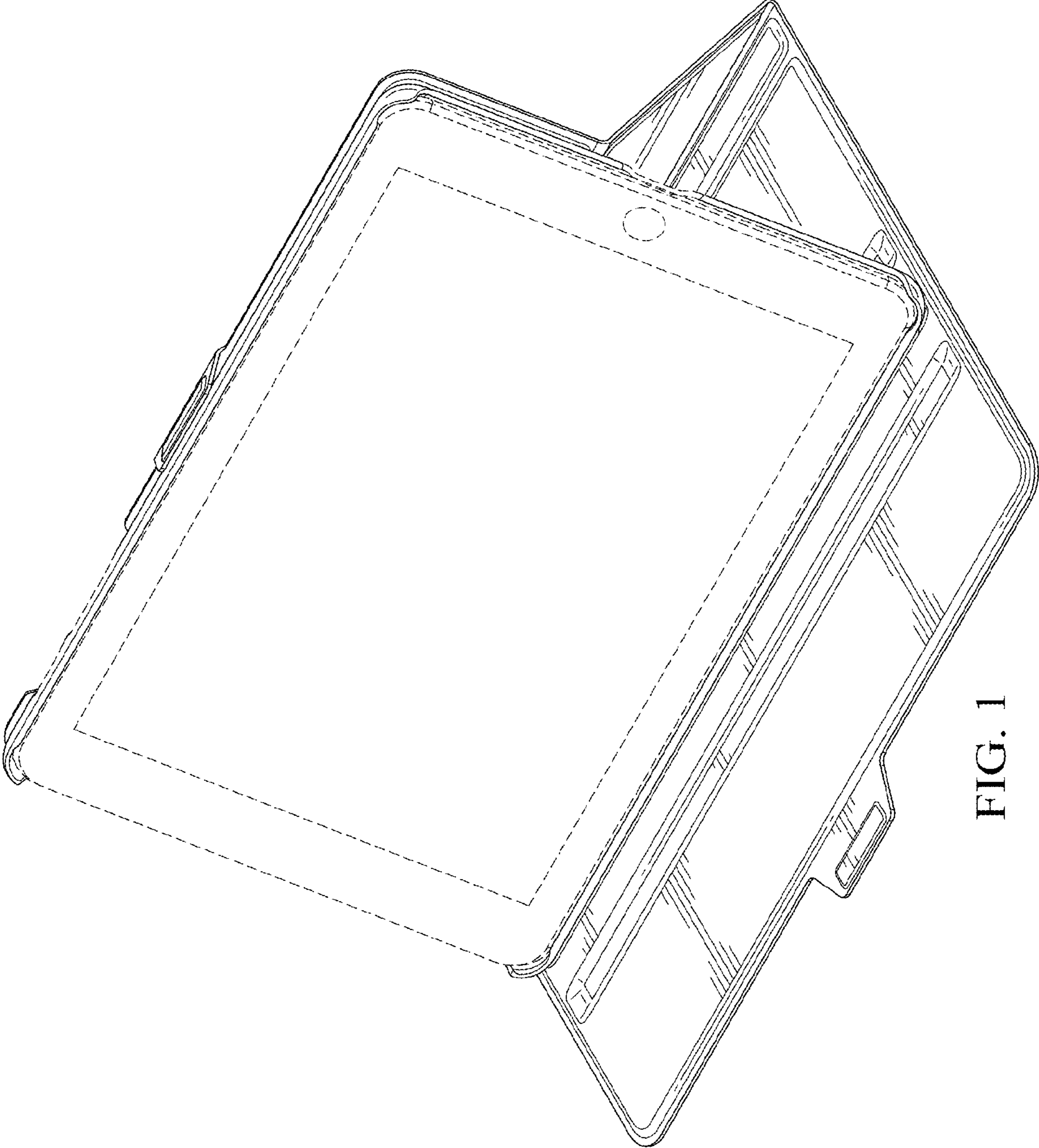


FIG. 1



FIG. 2

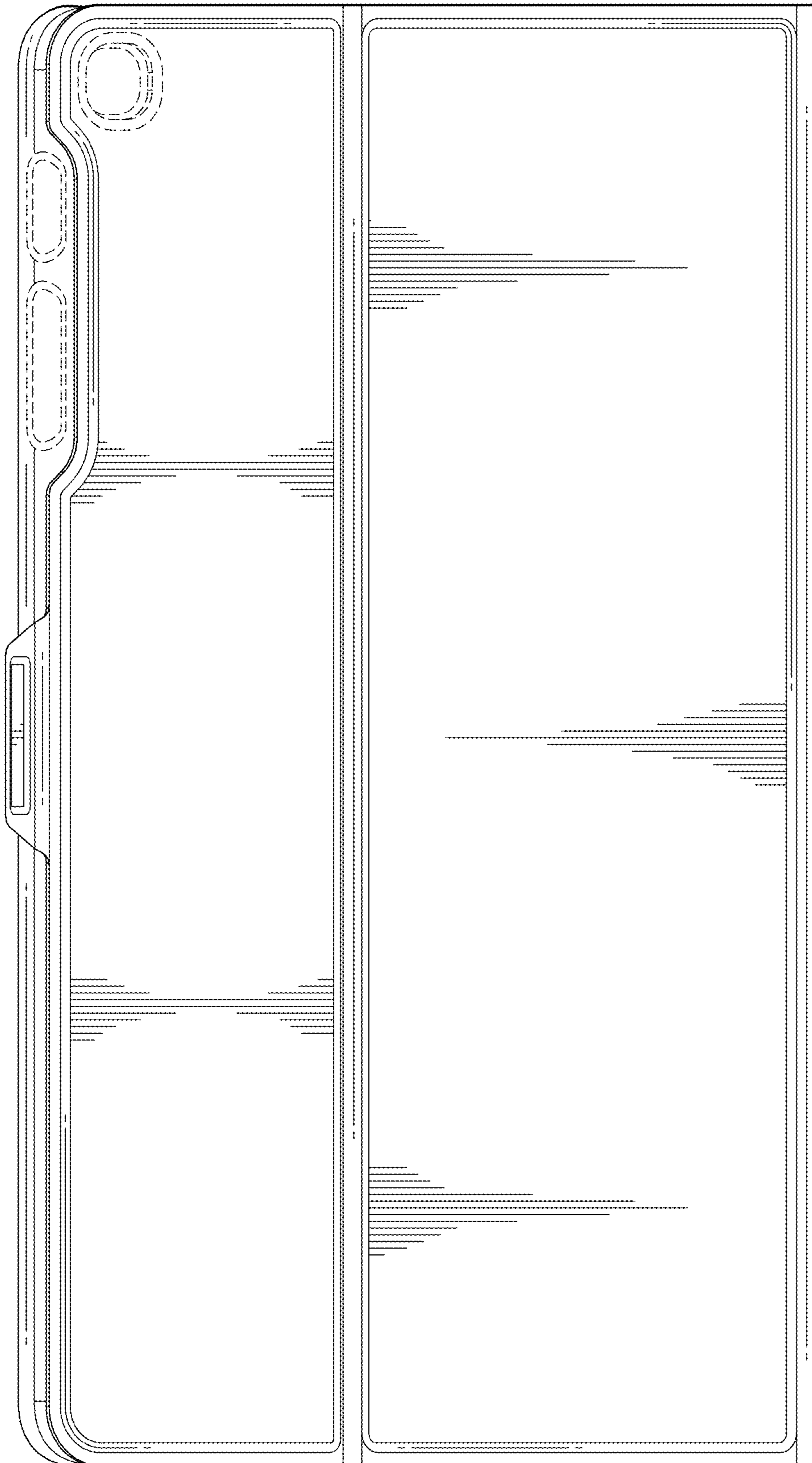


FIG. 3

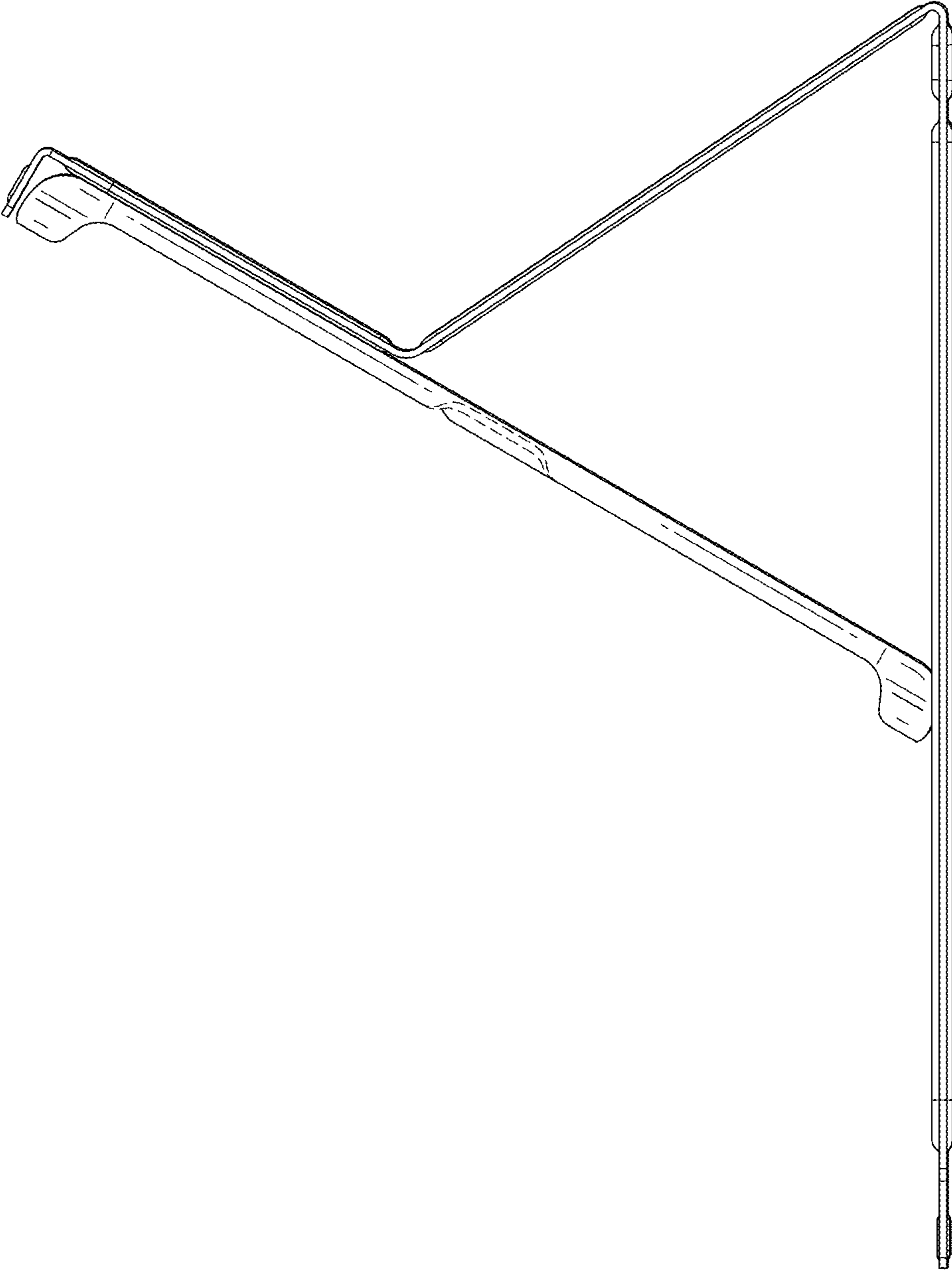


FIG. 4

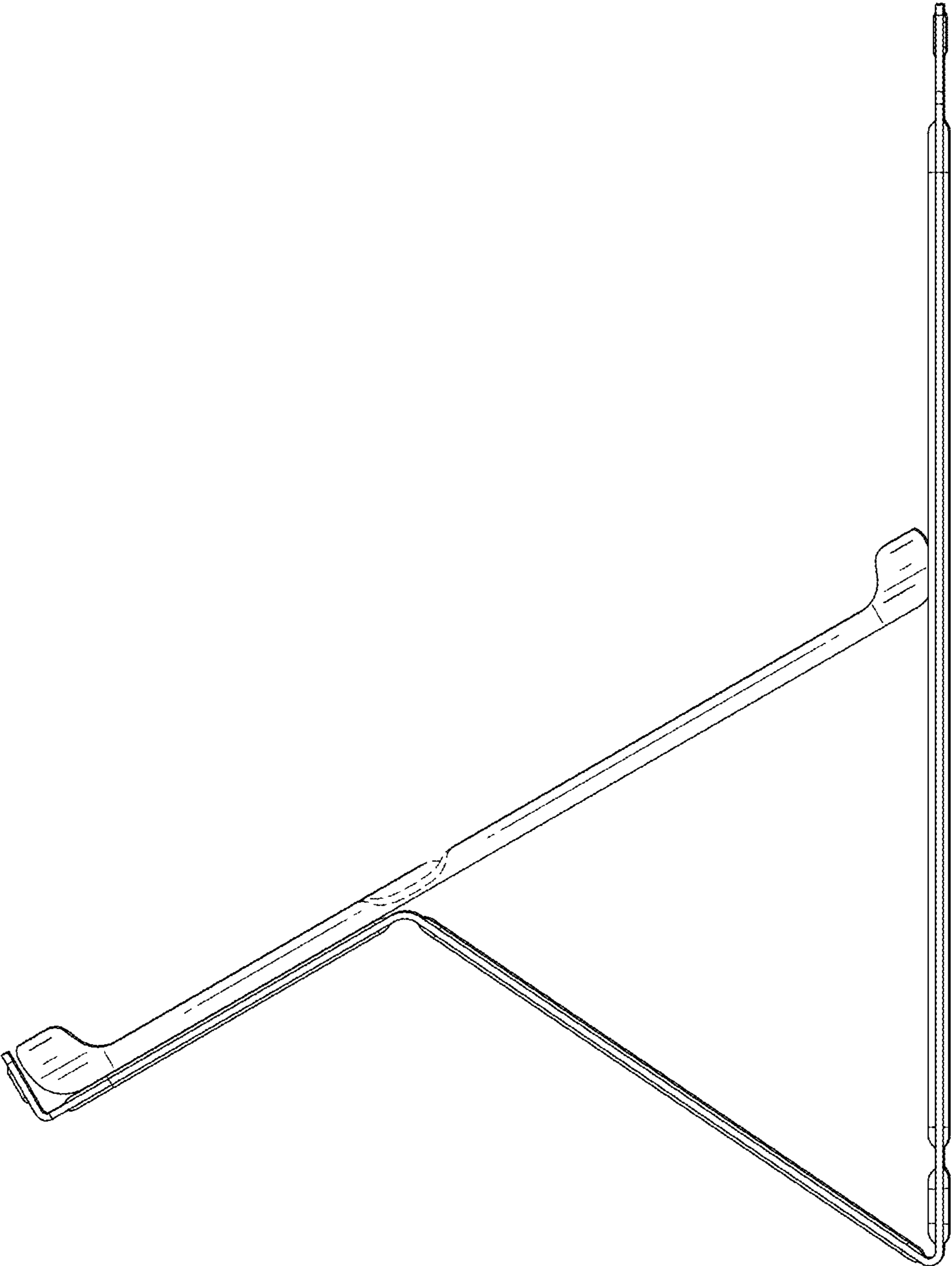


FIG. 5

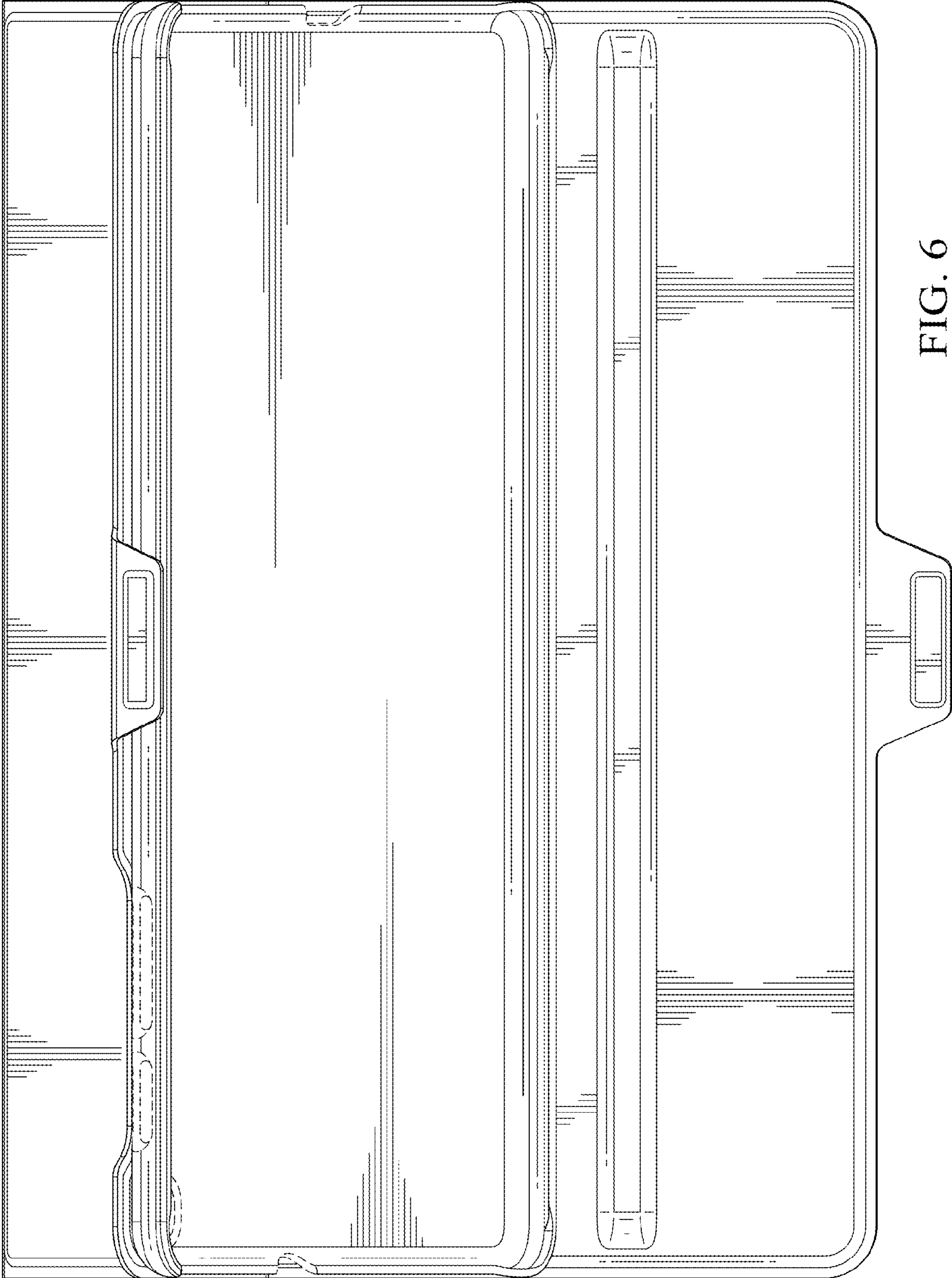
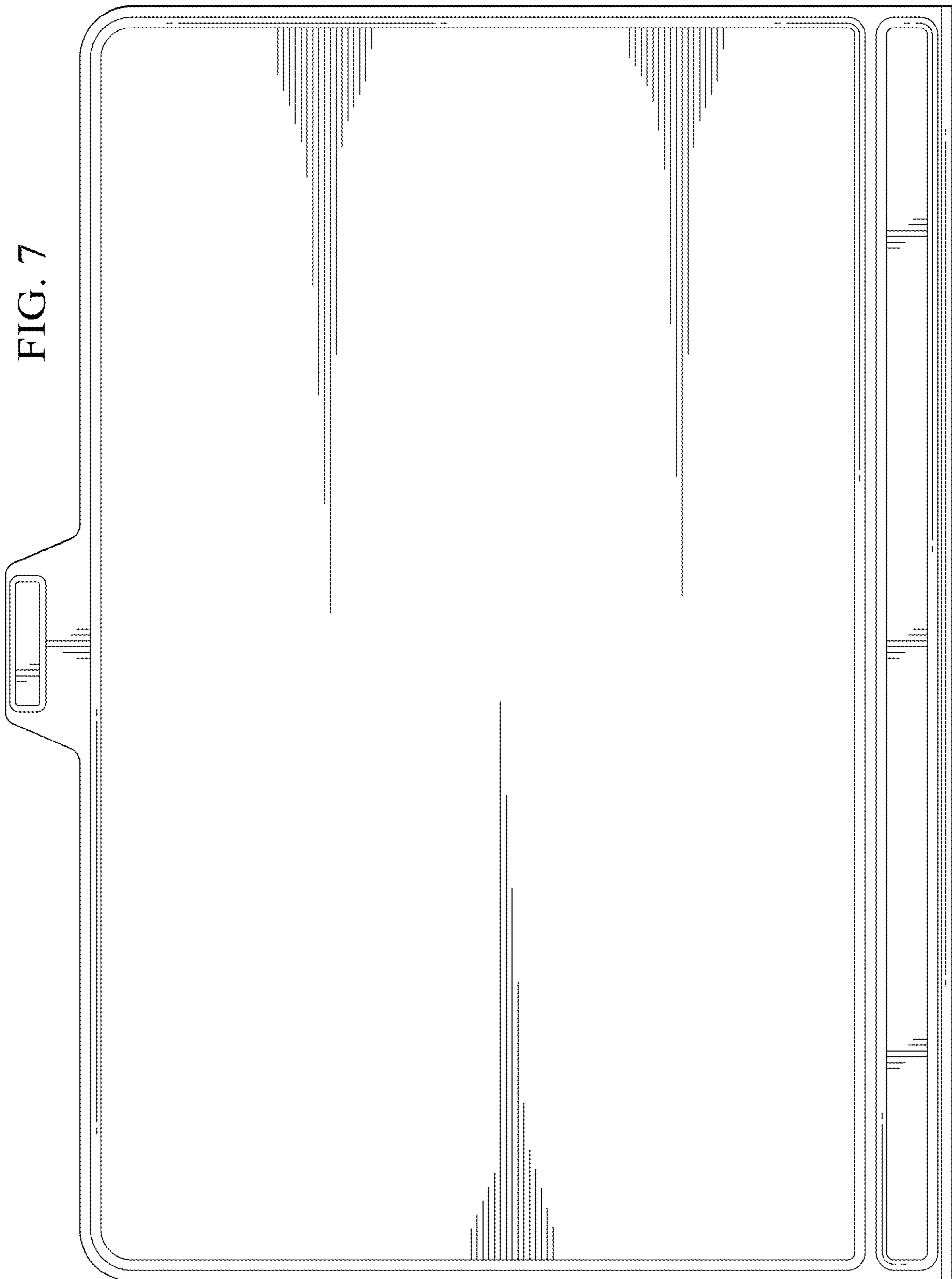


FIG. 6

FIG. 7



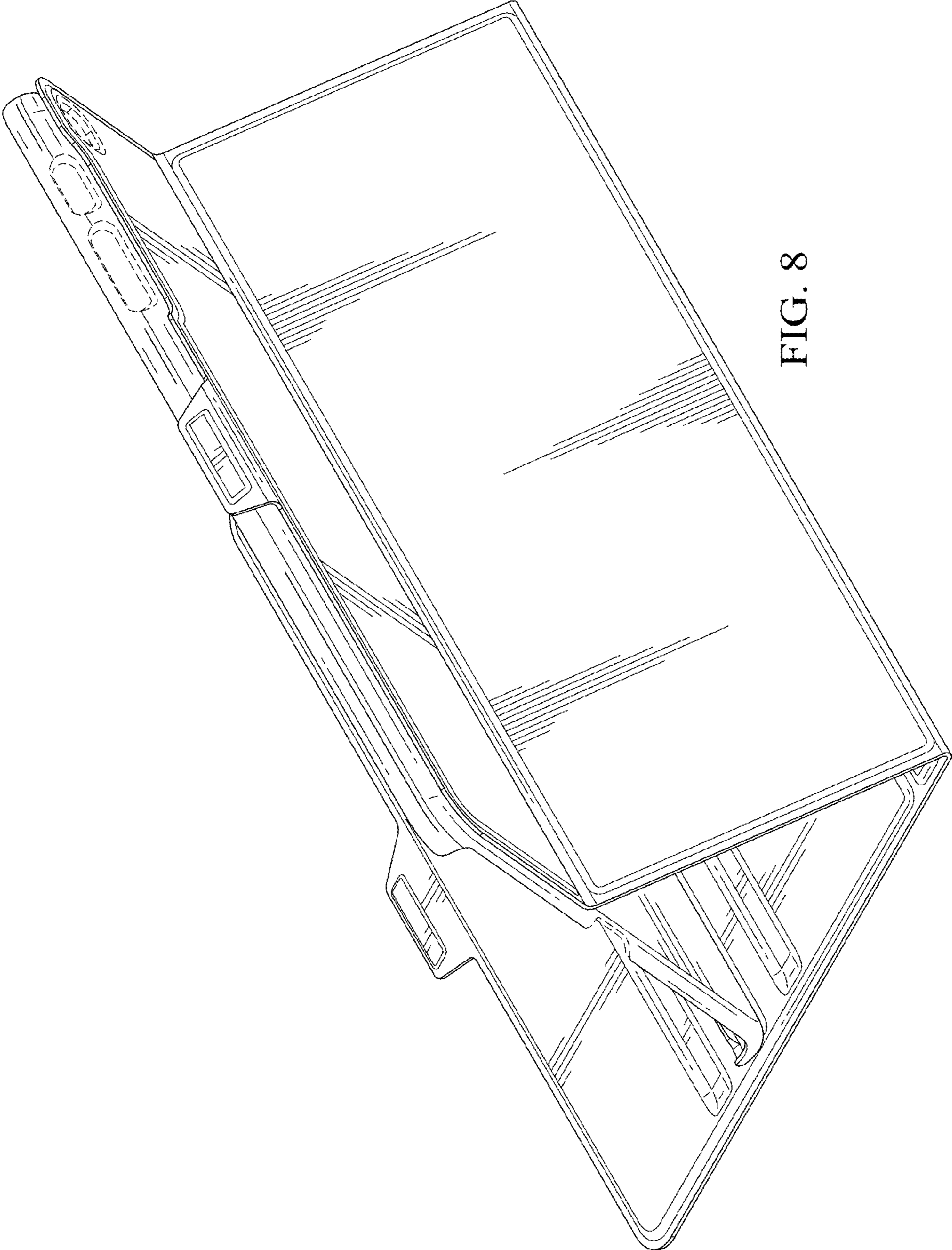


FIG. 8

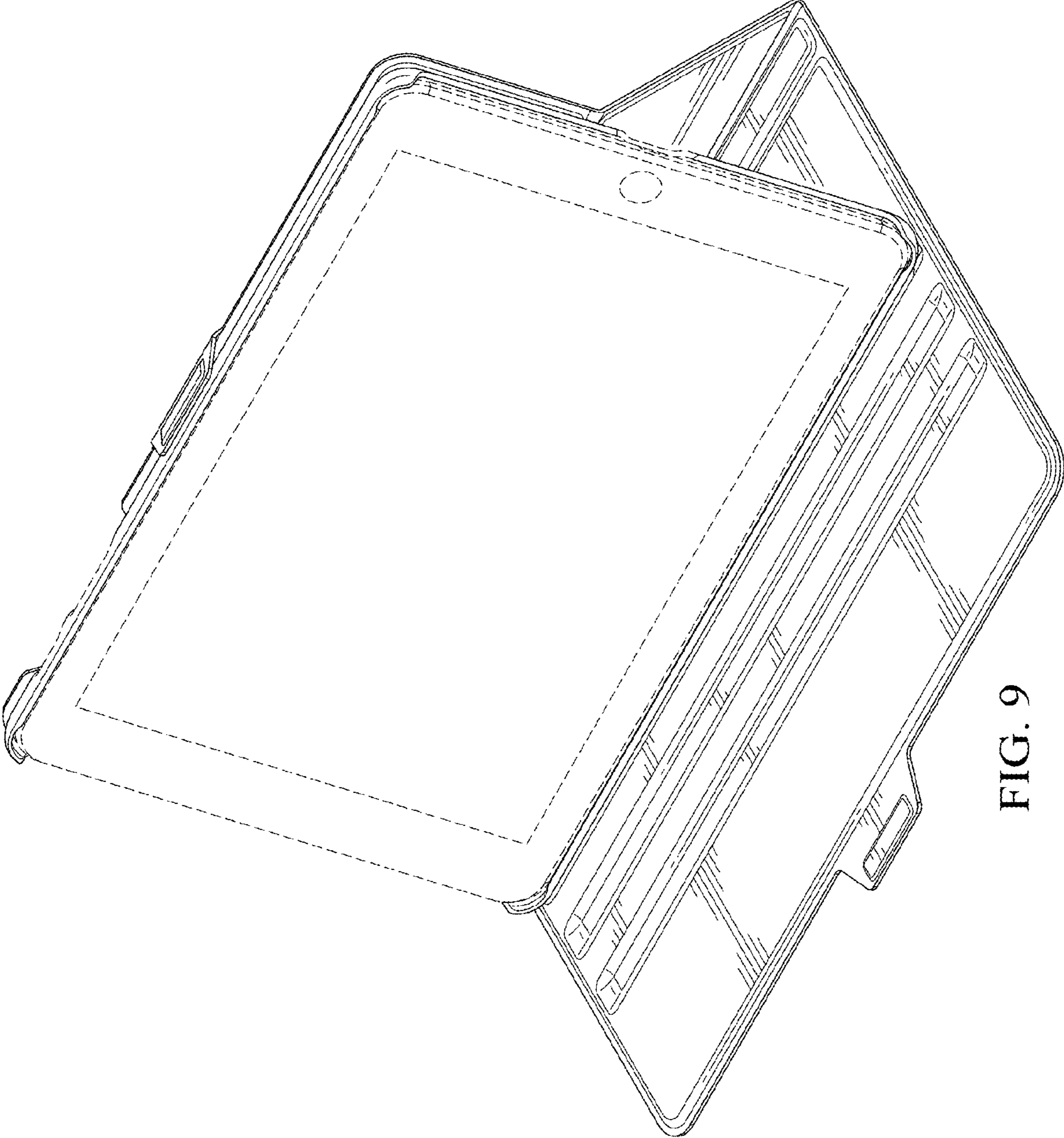


FIG. 9

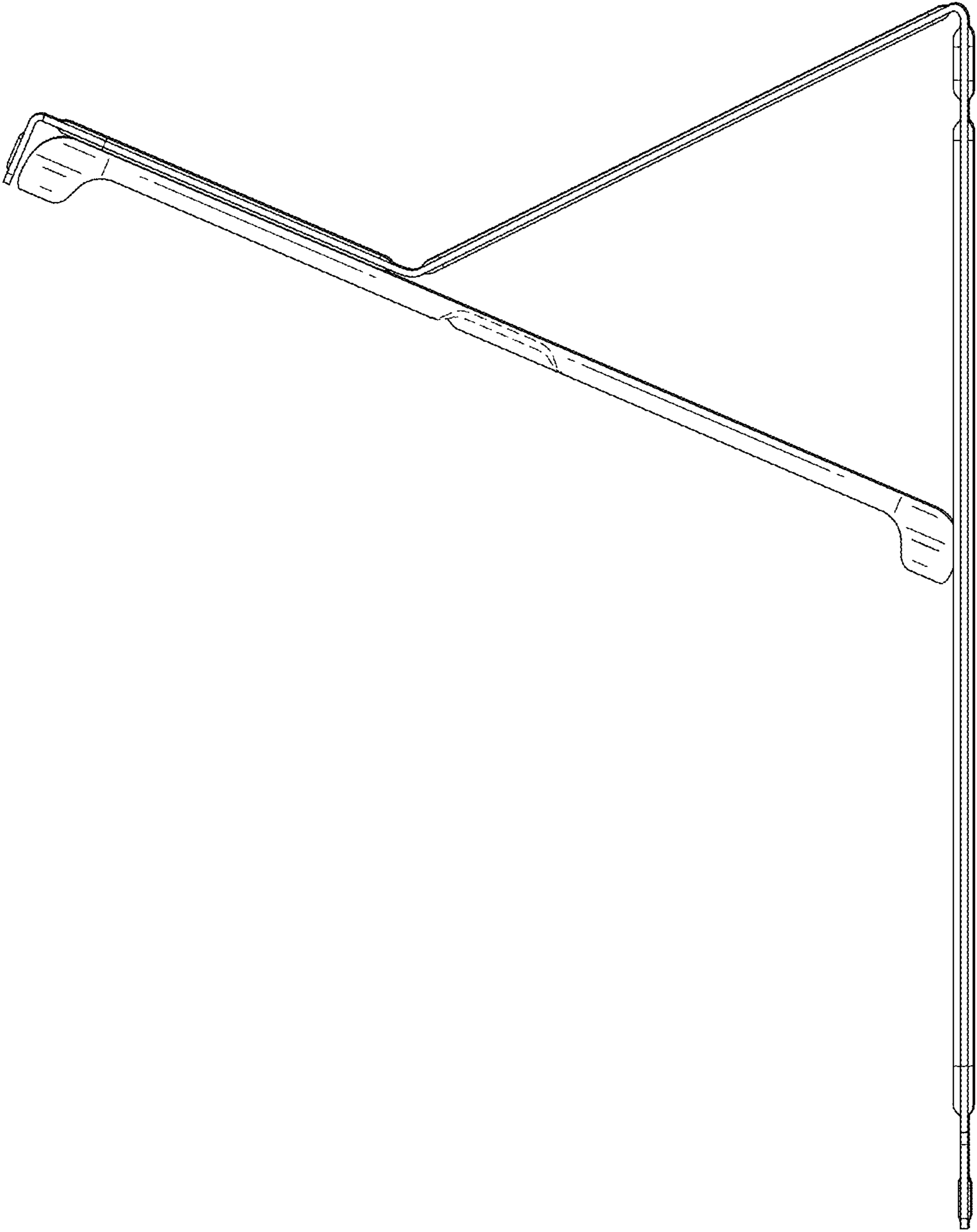


FIG. 10

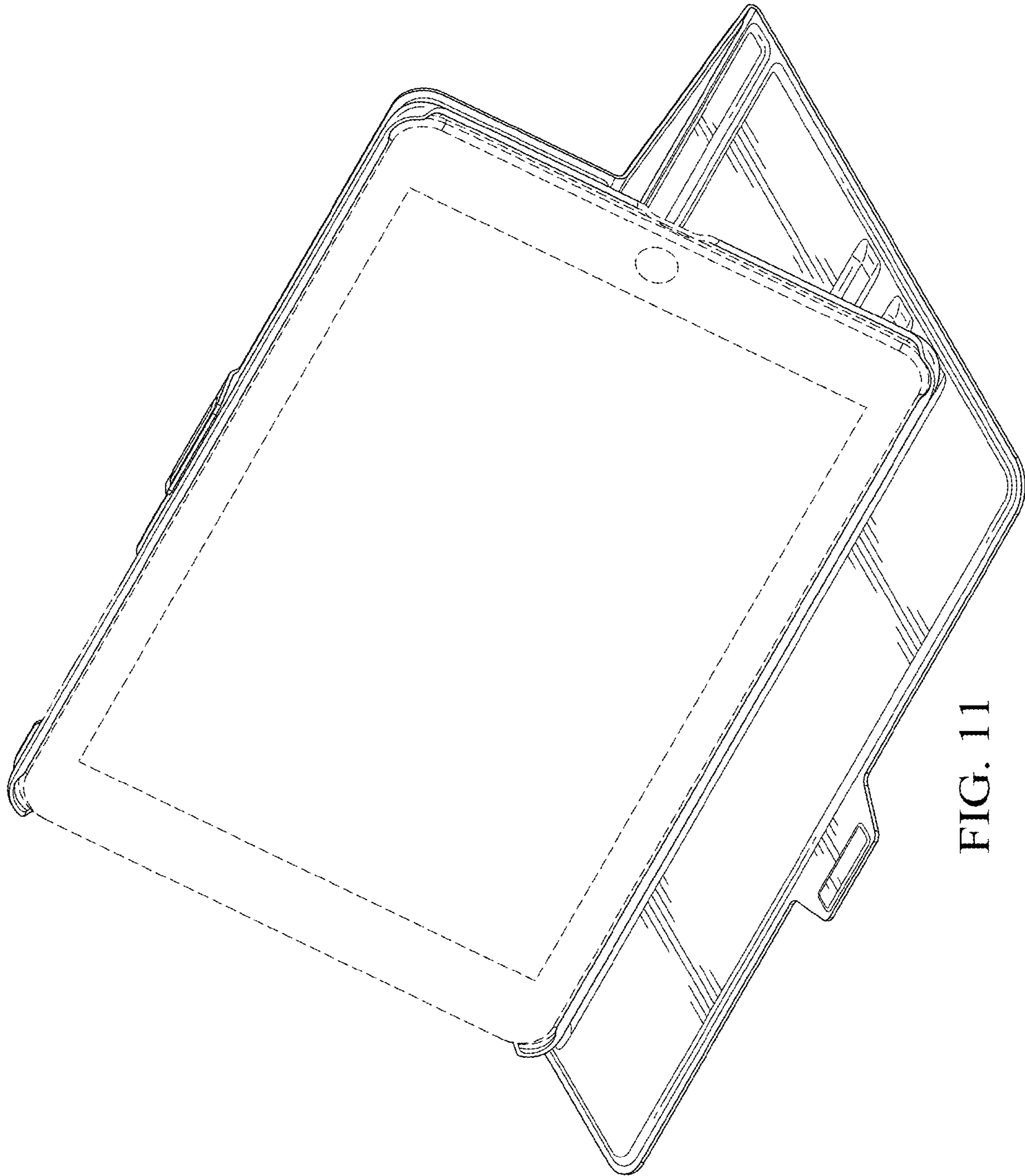


FIG. 11

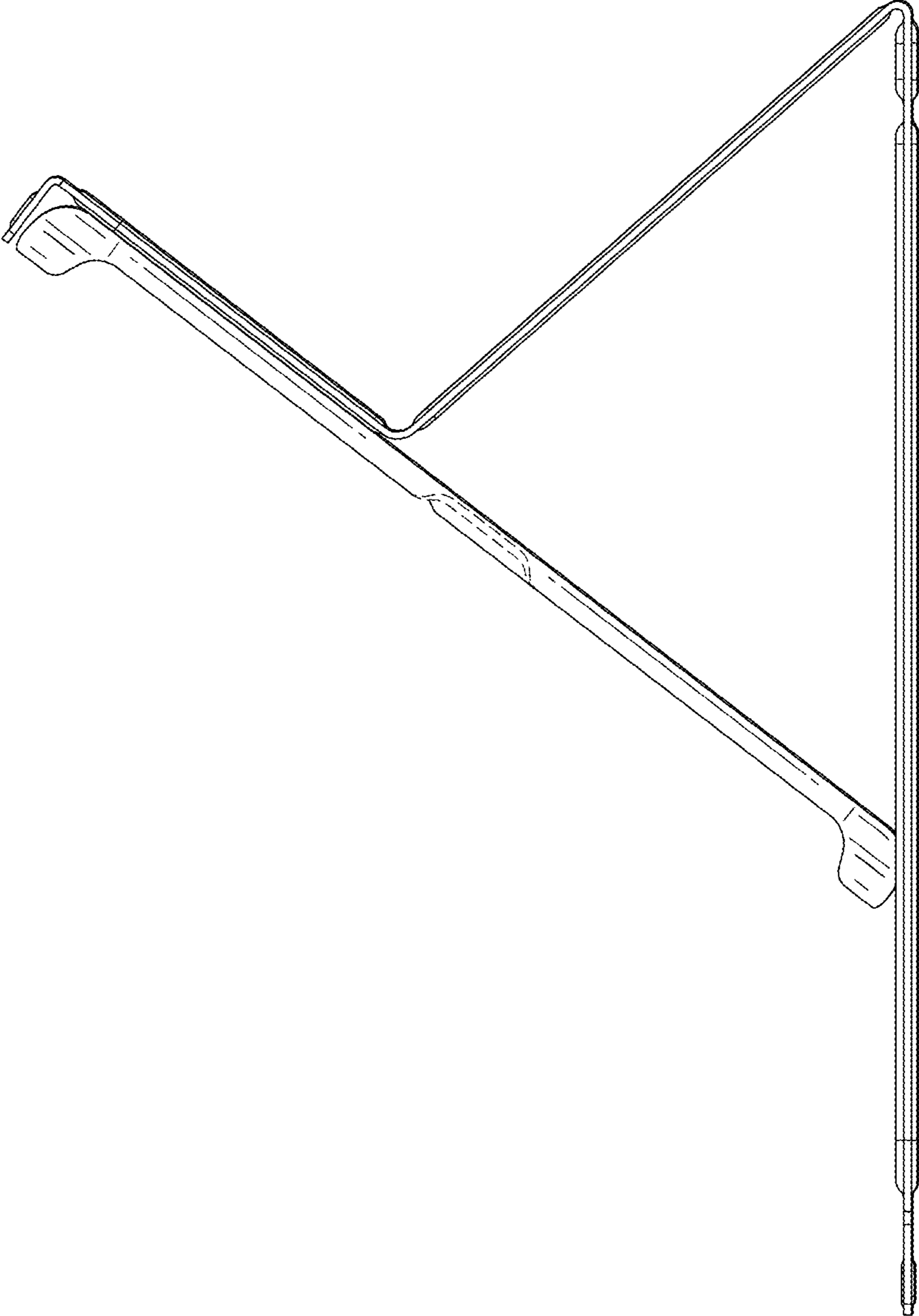


FIG. 12

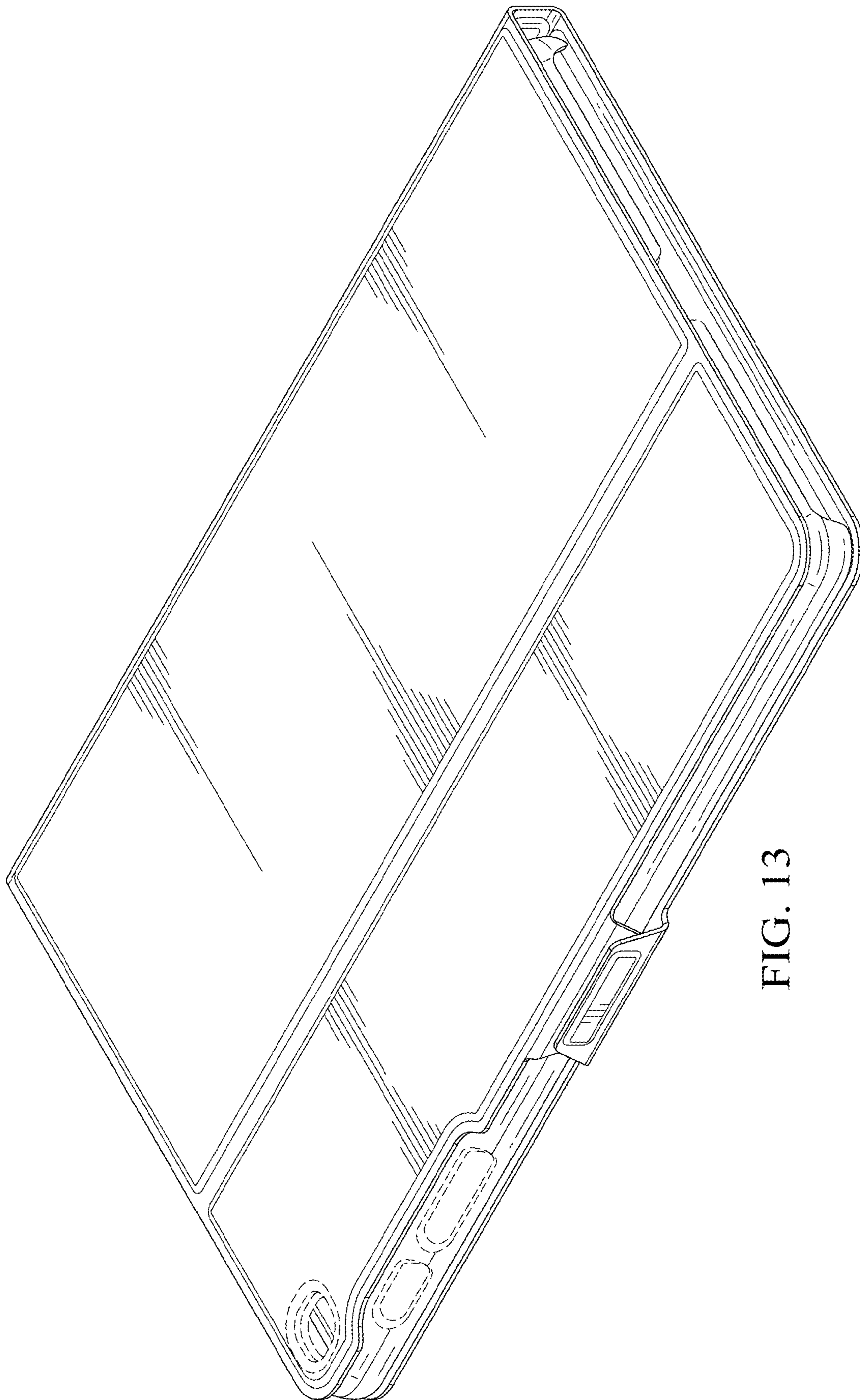


FIG. 13

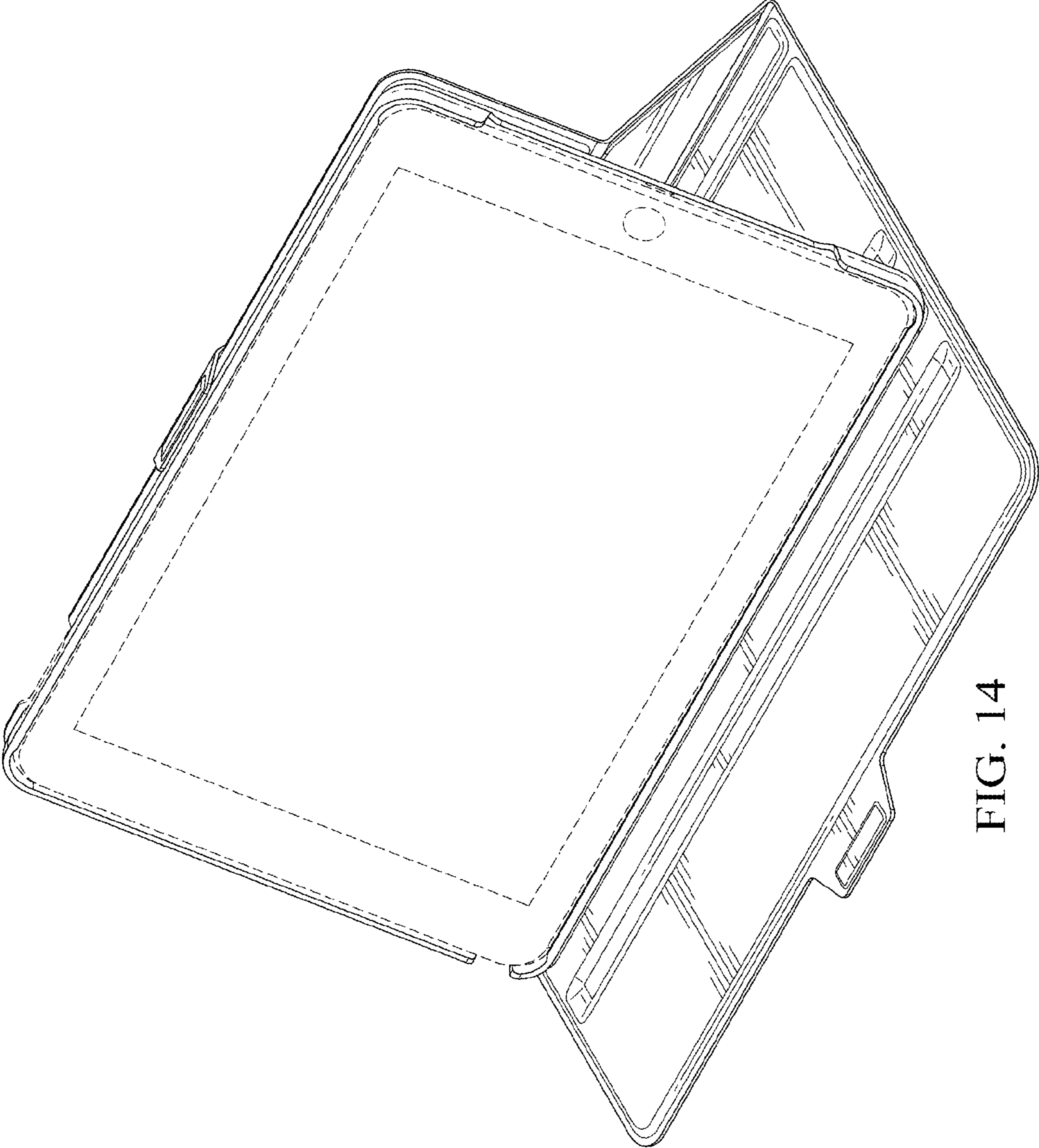


FIG. 14




FIG. 15

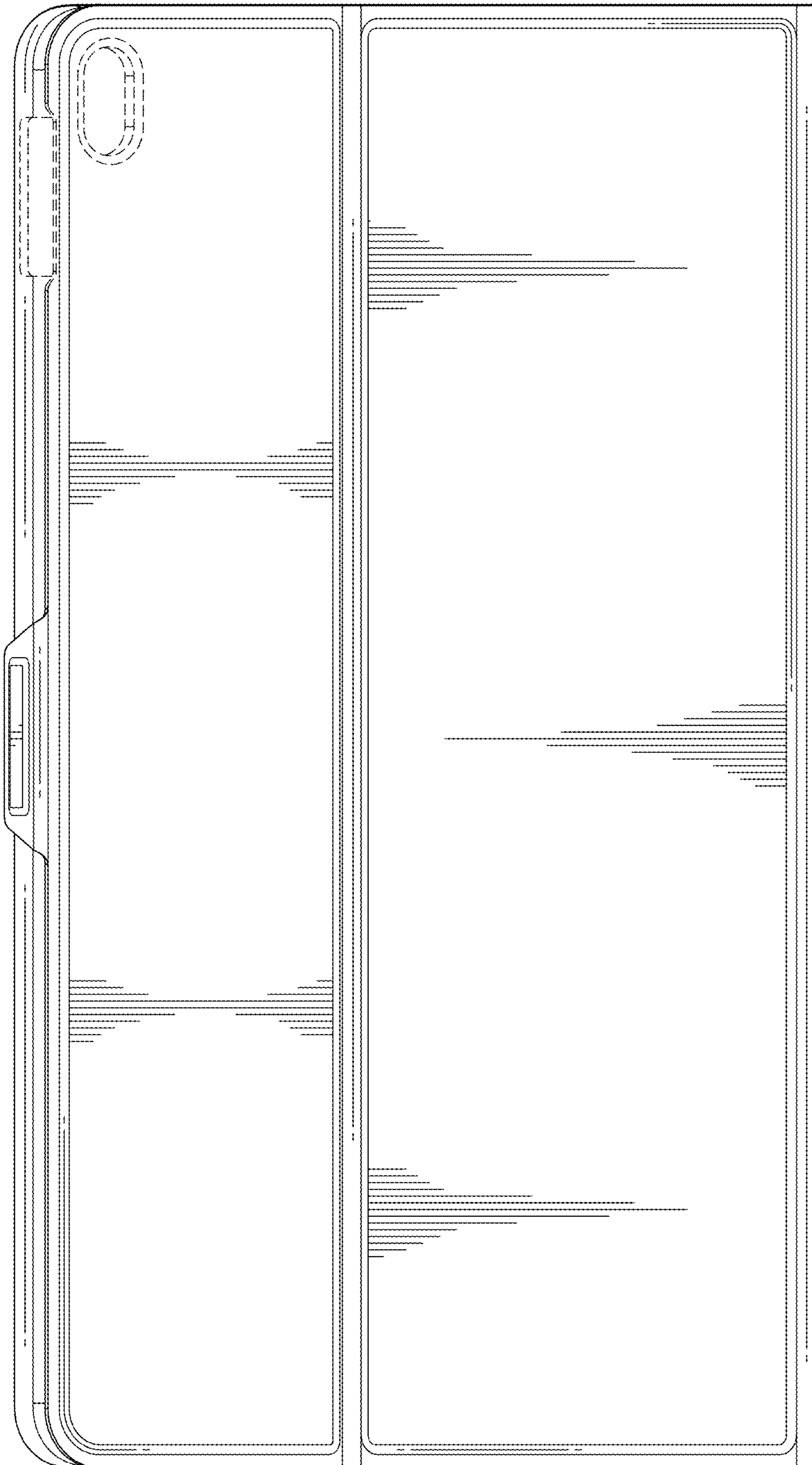


FIG. 16

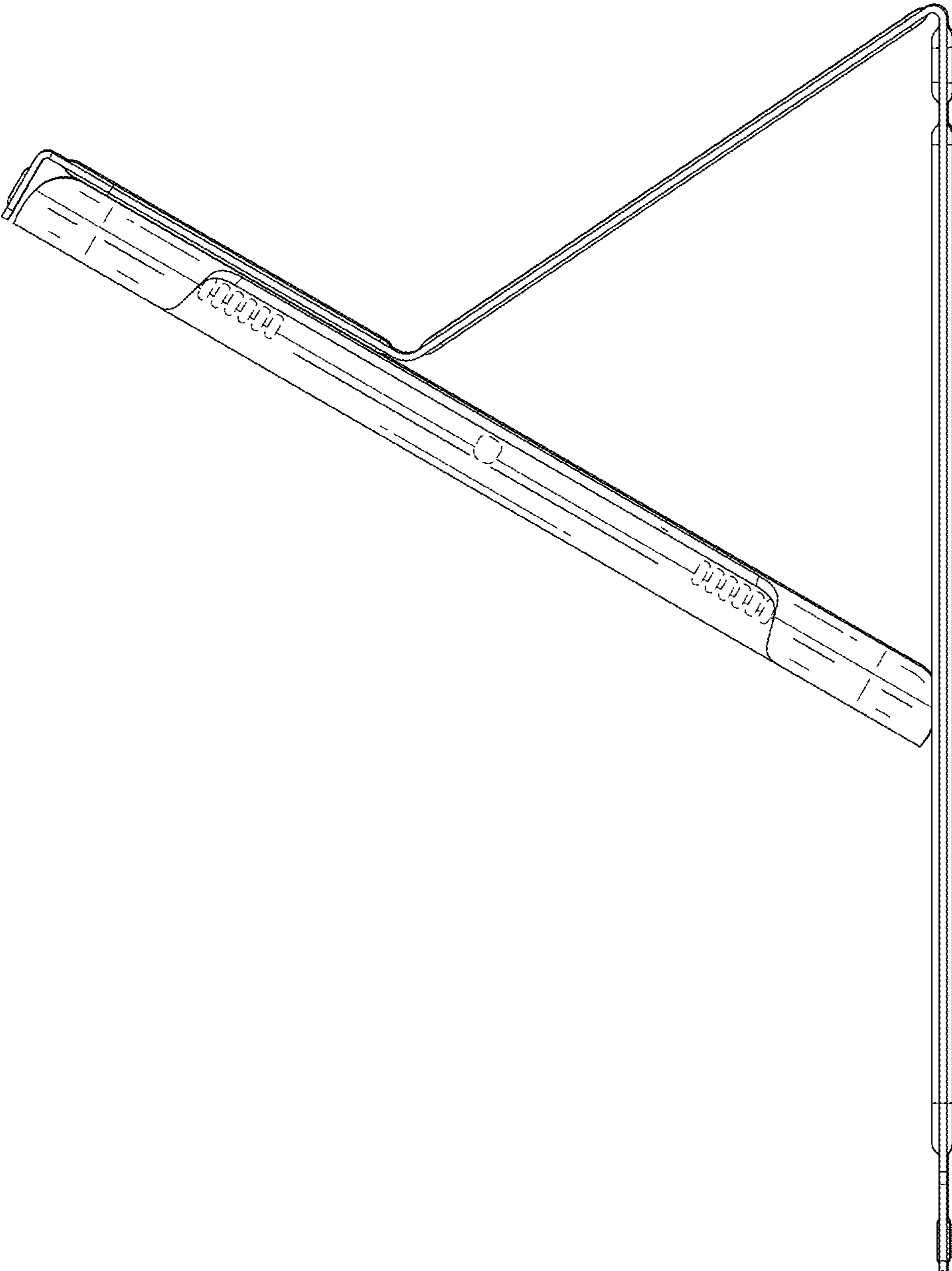


FIG. 17

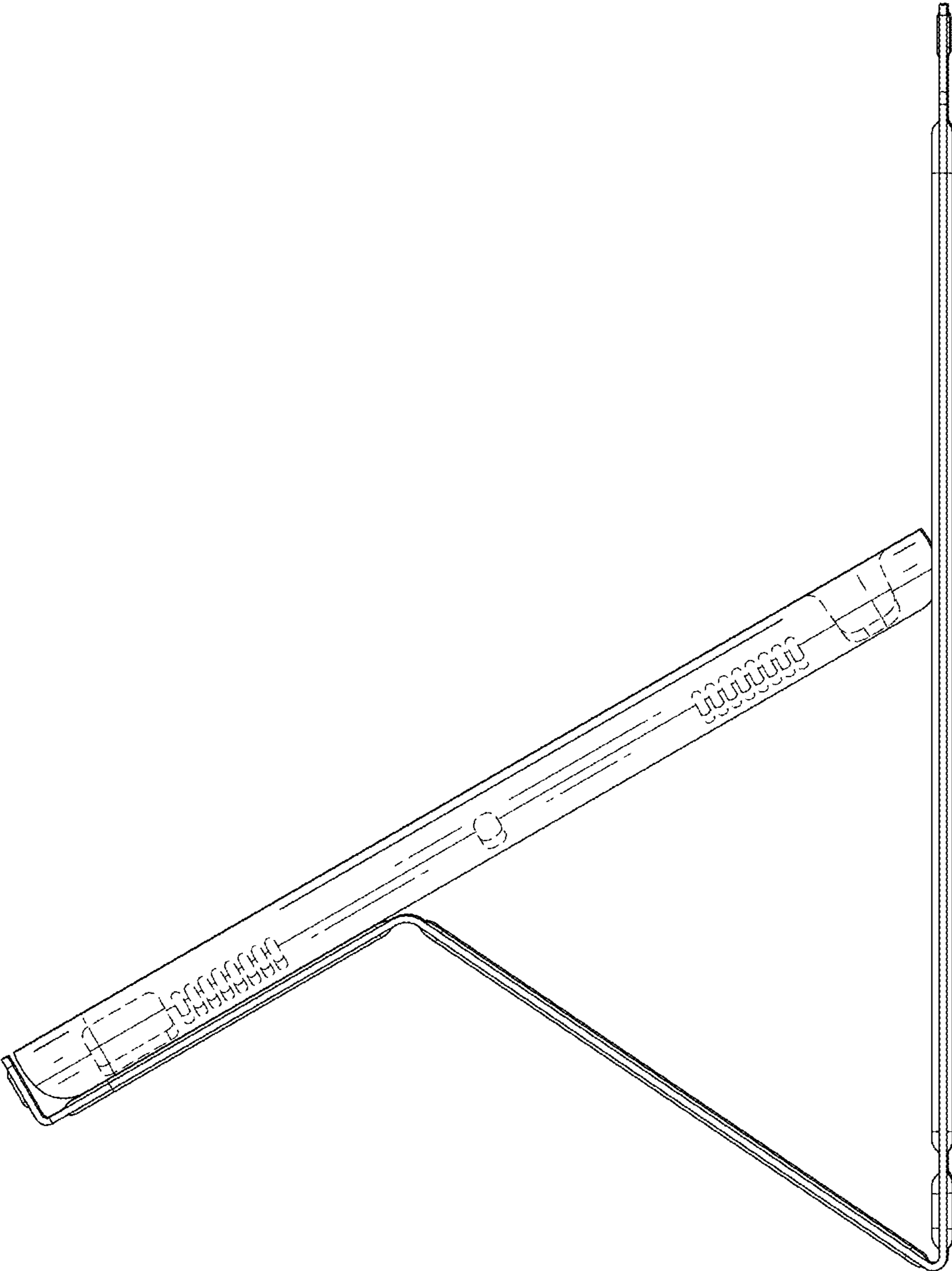


FIG. 18

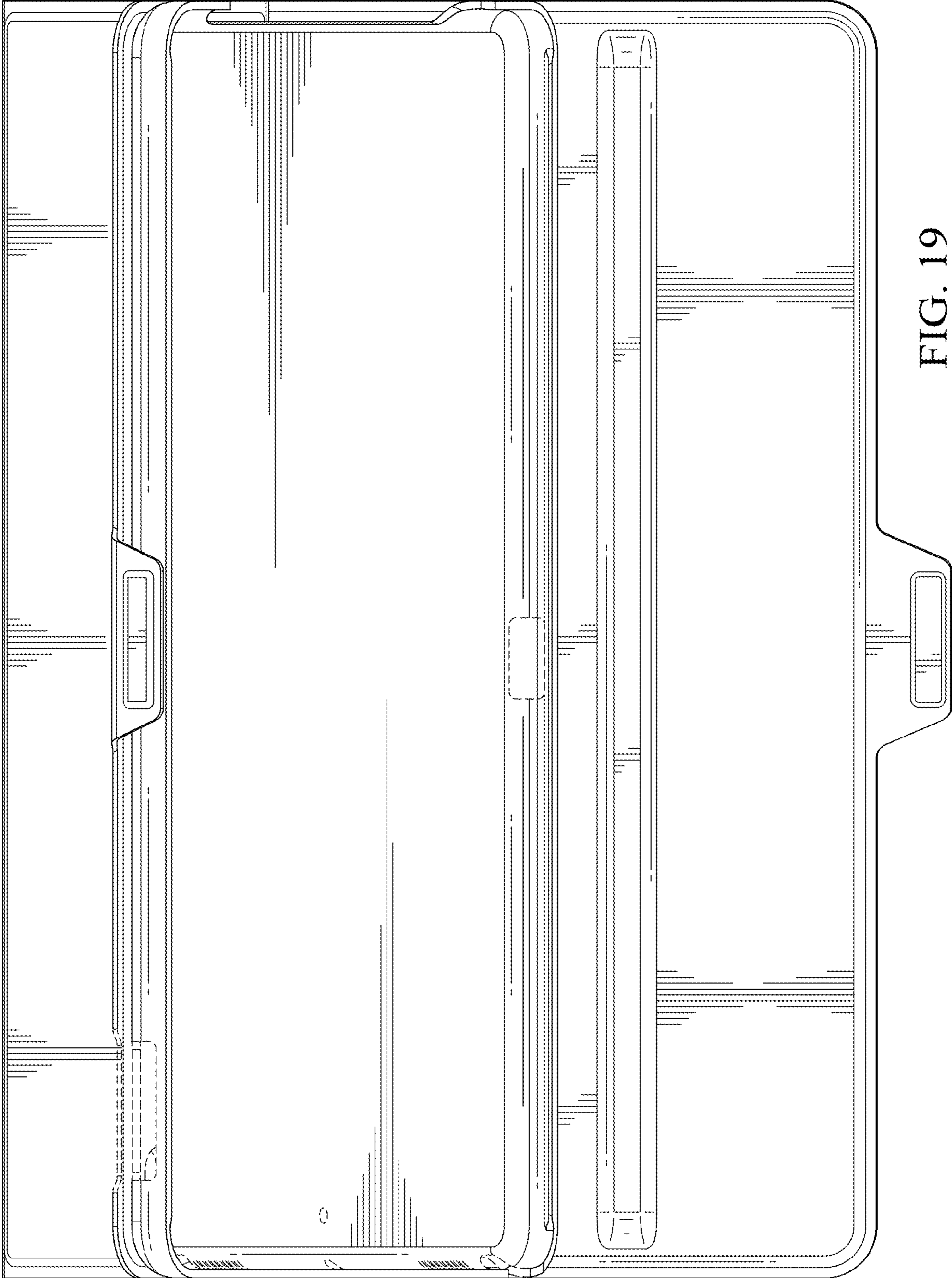
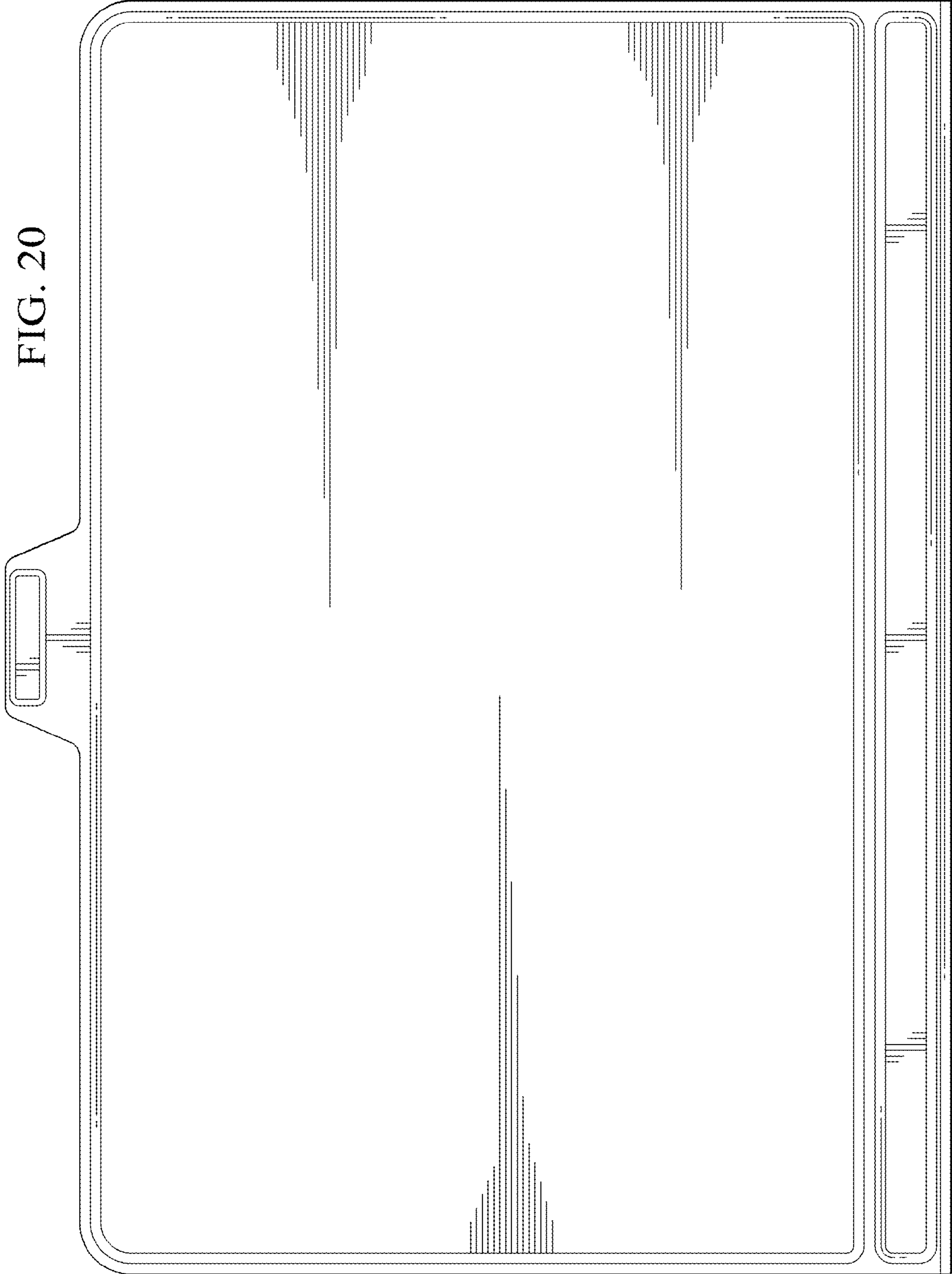


FIG. 19

FIG. 20



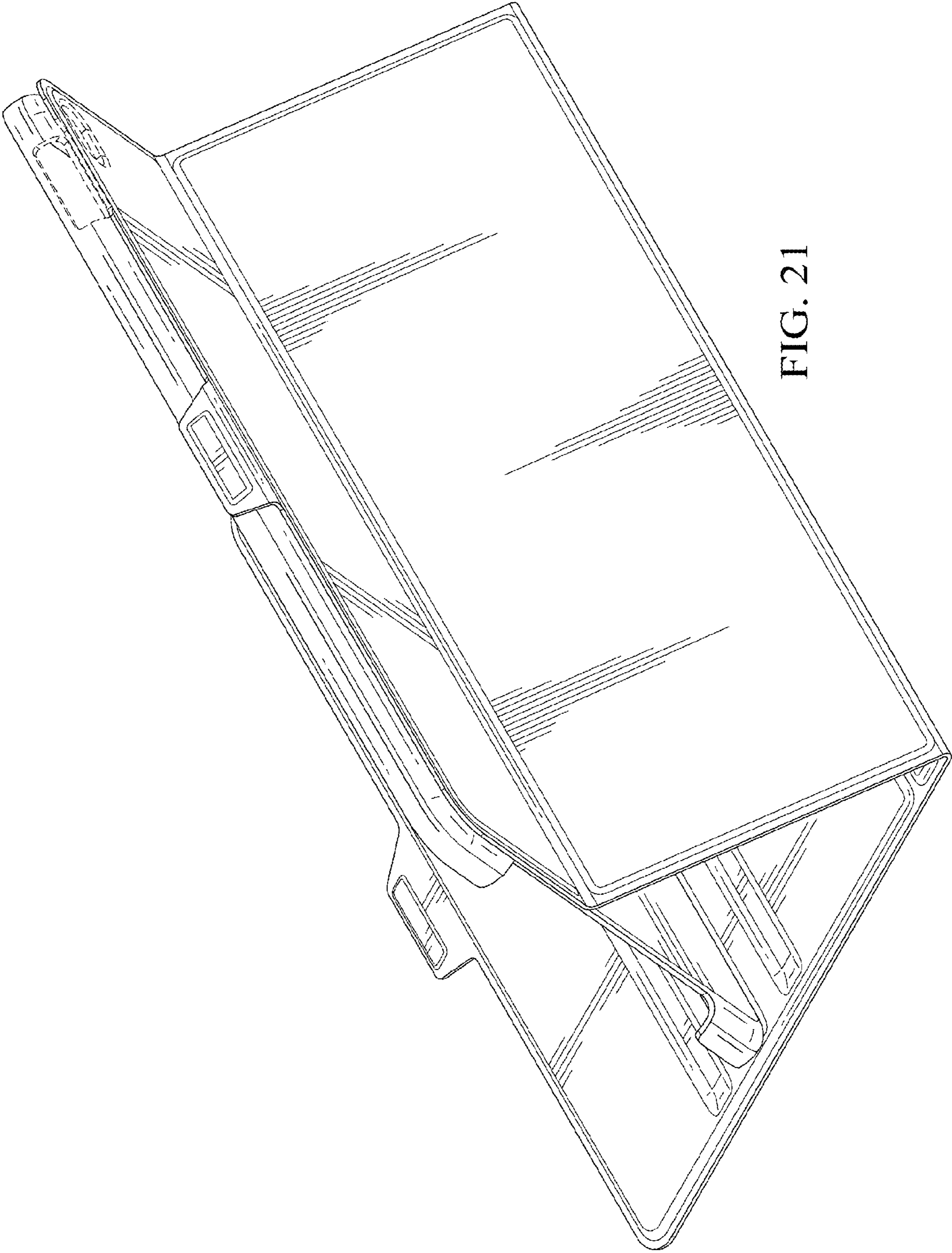


FIG. 21

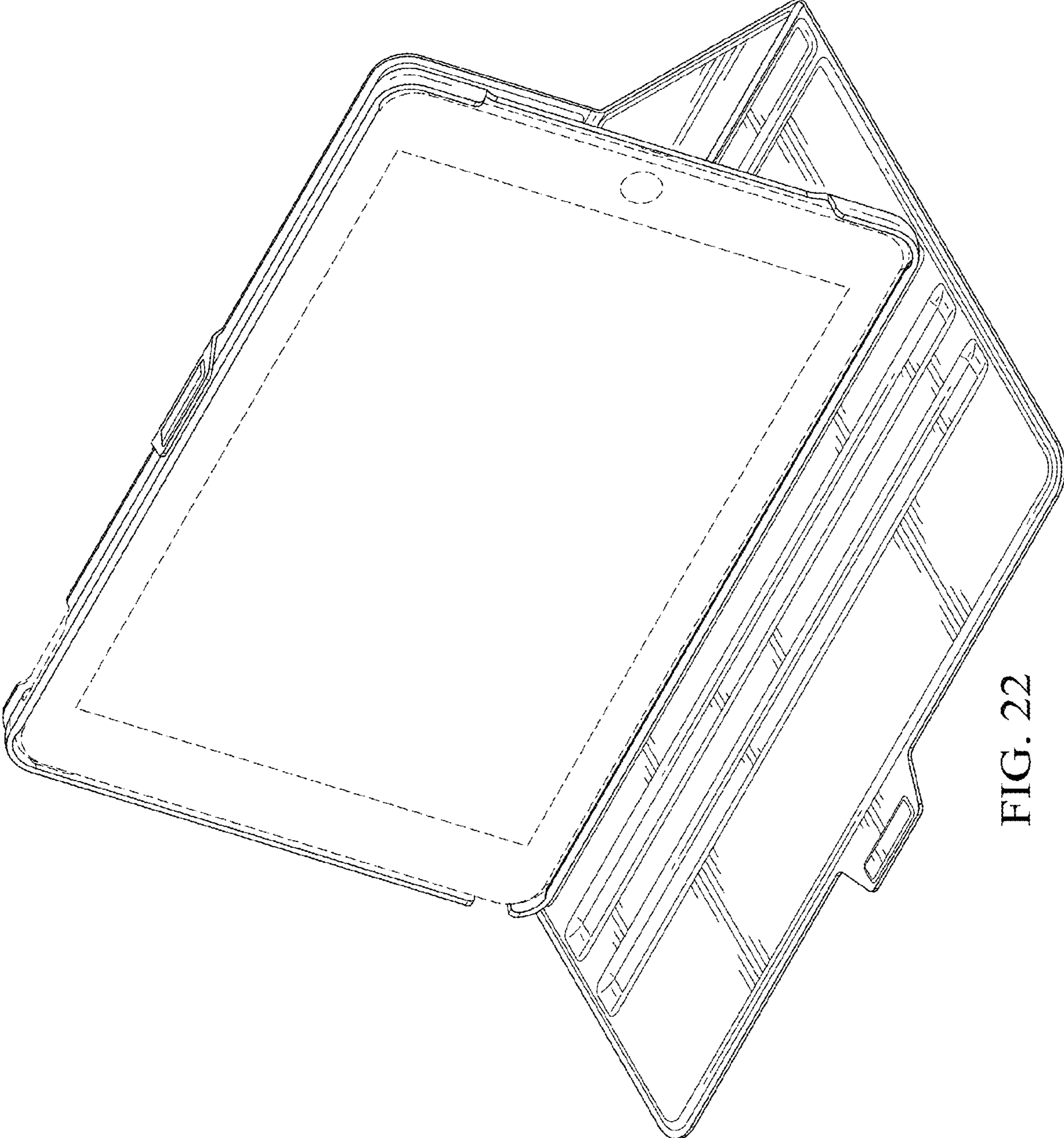


FIG. 22

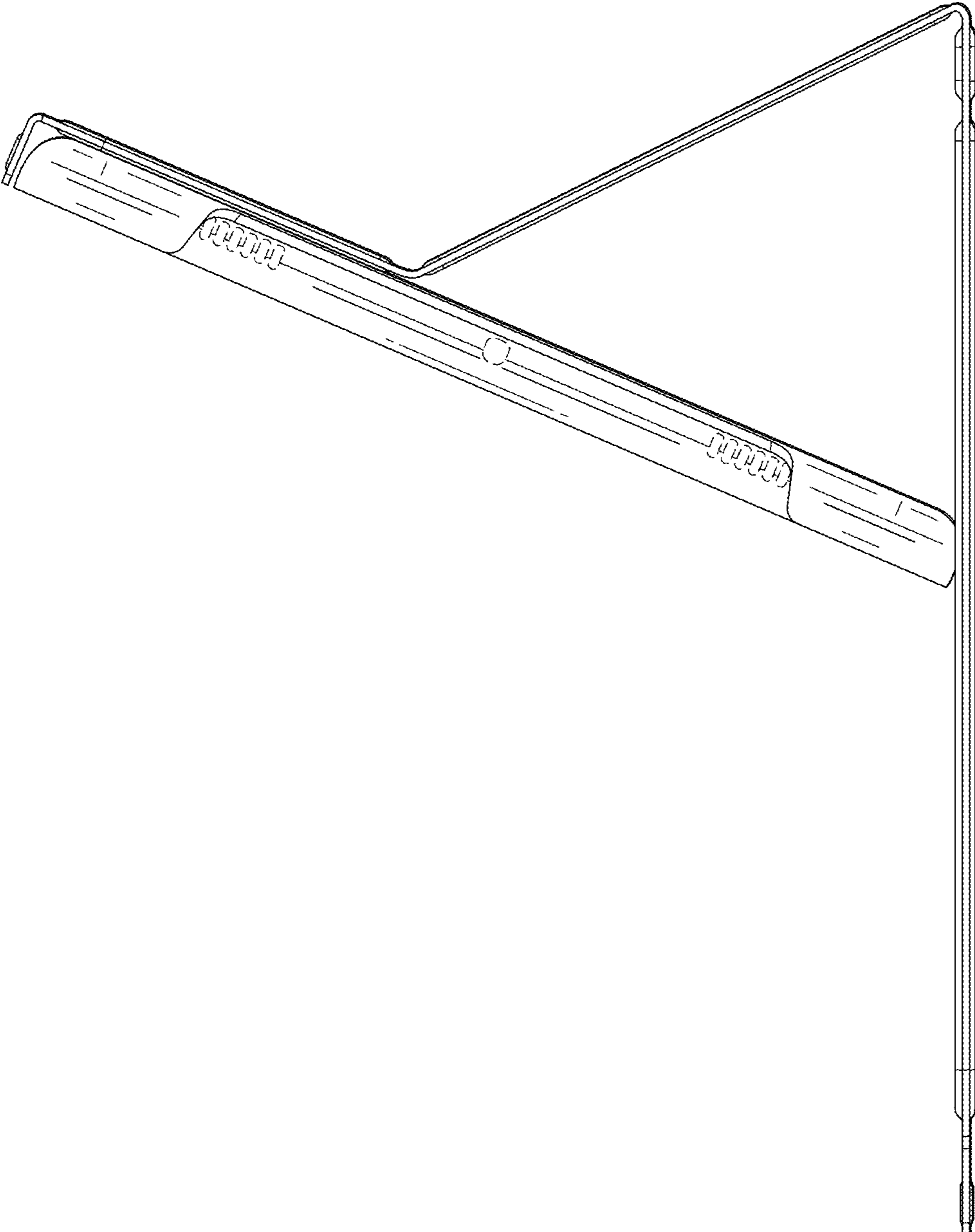


FIG. 23

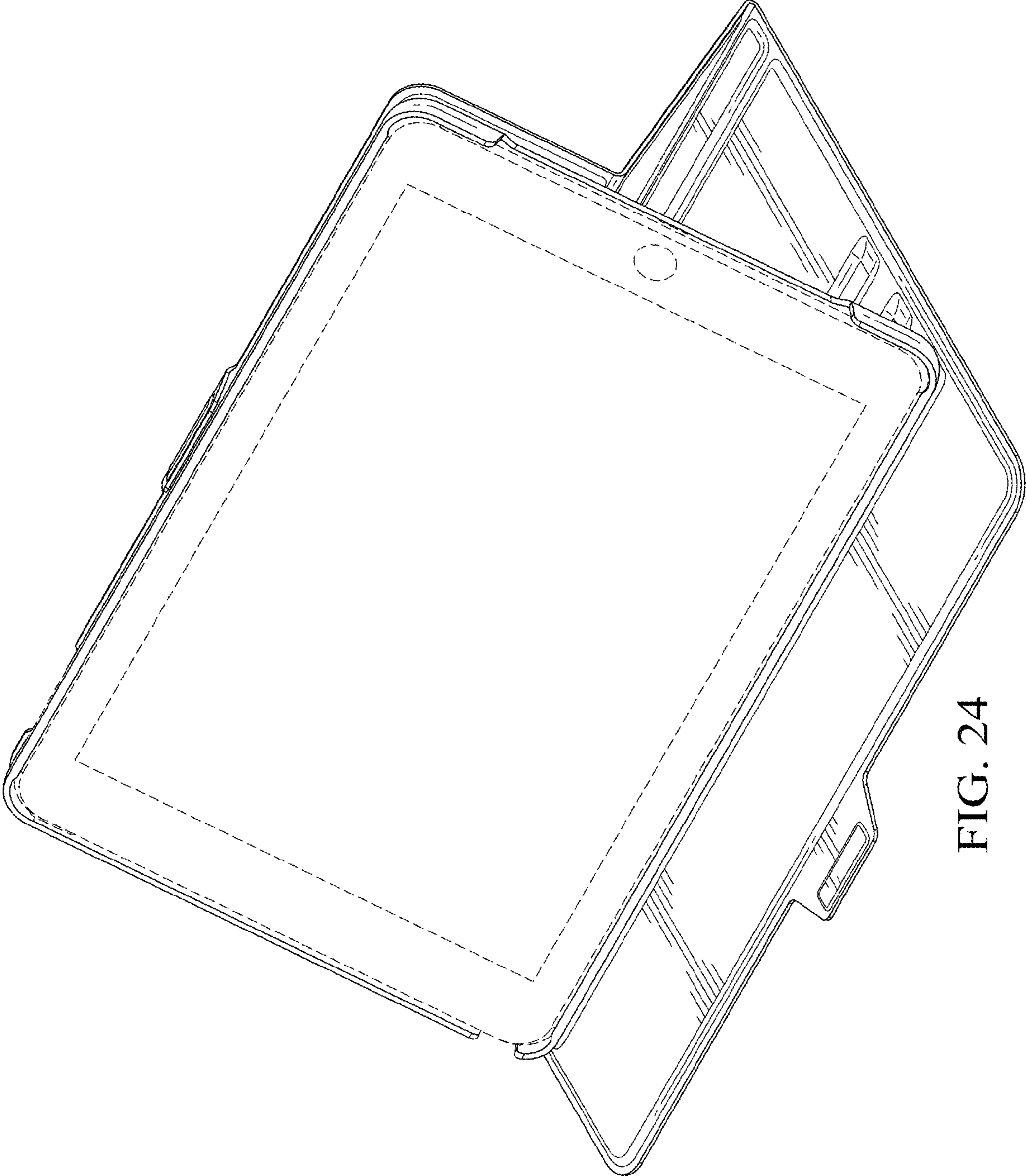


FIG. 24

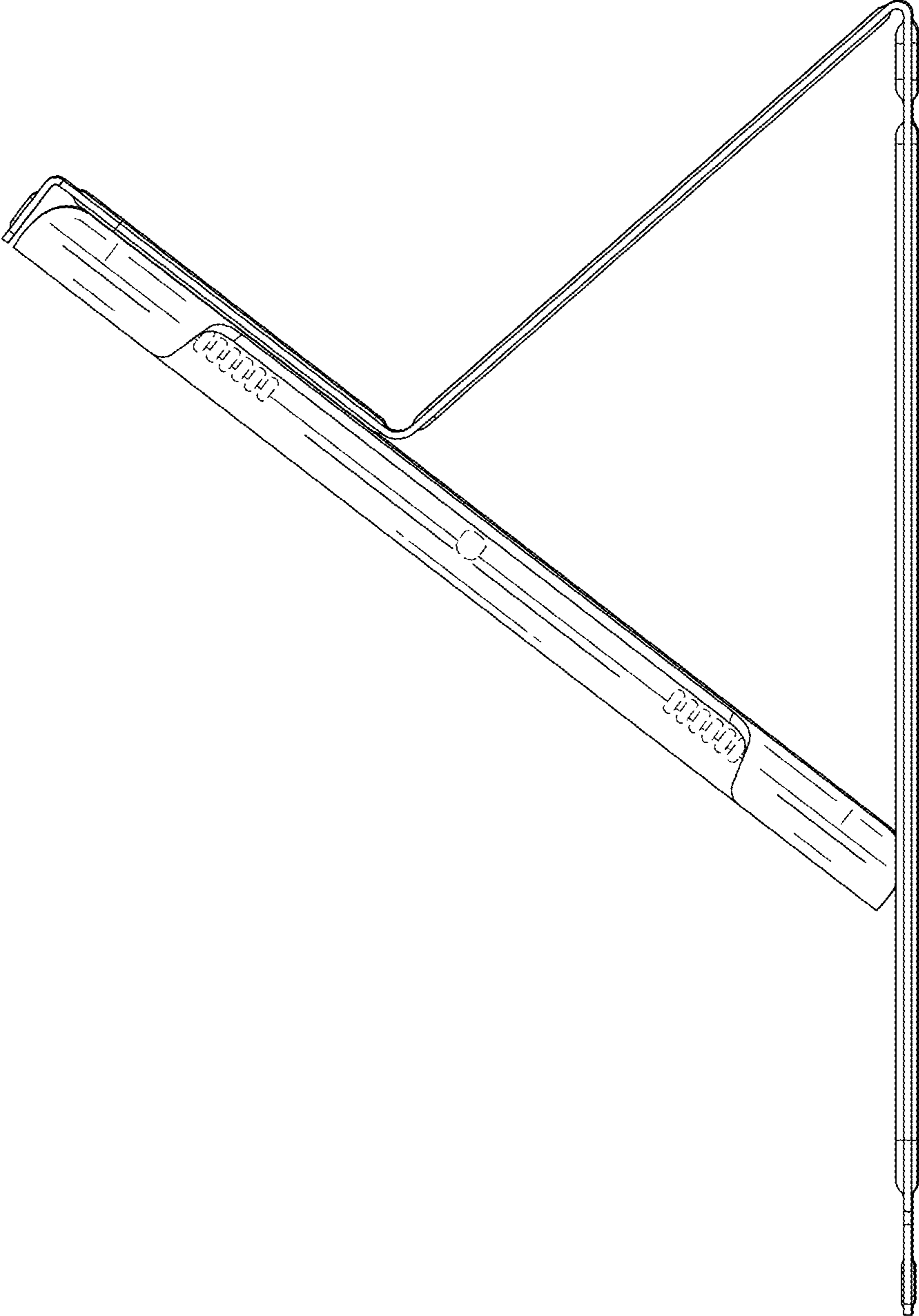


FIG. 25

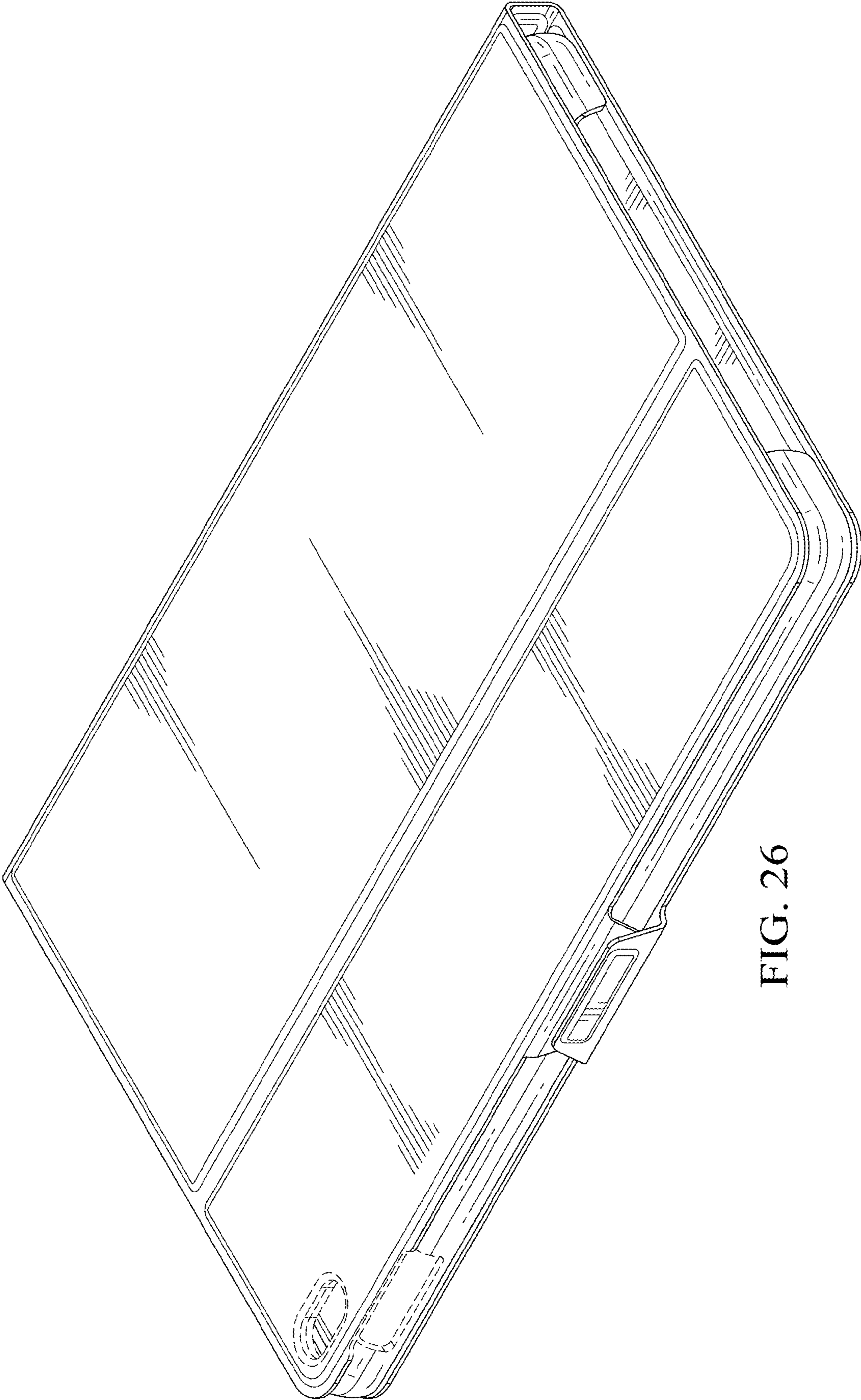


FIG. 26