



US00D922368S

(12) **United States Design Patent**
Milner

(10) **Patent No.:** **US D922,368 S**

(45) **Date of Patent:** **** Jun. 15, 2021**

(54) **MOBILE PHONE CASE**

(71) Applicant: **Jalana Milner**, Dublin, GA (US)

(72) Inventor: **Jalana Milner**, Dublin, GA (US)

(**) Term: **15 Years**

(21) Appl. No.: **29/679,348**

(22) Filed: **Feb. 5, 2019**

(51) **LOC (13) Cl.** **14-03**

(52) **U.S. Cl.**
USPC **D14/250**

(58) **Field of Classification Search**
USPC D14/143, 199, 201, 202, 217, 250, 251,
D14/253, 440, 447, 316; D13/103, 119;
D3/201, 218, 247, 269, 273, 301, 303
CPC H04M 1/0283; H04M 1/0202; A45C 1/06;
A45C 2011/002; A45C 11/00; A45F
2005/028; A45F 2200/0525

See application file for complete search history.

(56) **References Cited**

U.S. PATENT DOCUMENTS

D566,383 S *	4/2008	Harris	D3/218
D568,605 S *	5/2008	Harris	D3/218
D570,101 S *	6/2008	Harris	D3/218
D570,102 S *	6/2008	Harris	D3/218
D570,103 S *	6/2008	Harris	D3/218
D714,280 S *	9/2014	Ahn	D14/250
D716,286 S *	10/2014	Ahn	D14/250
D729,522 S *	5/2015	Kim	D3/303
D744,493 S *	12/2015	Kim	D14/440
D750,608 S *	3/2016	Kim	D14/250
D751,539 S *	3/2016	Ahn	D14/250
D757,431 S *	5/2016	Requa	D3/247
D760,708 S *	7/2016	Hirst	D14/250
D762,199 S *	7/2016	Lee	D14/250
D764,450 S *	8/2016	Lee	D14/250
D769,853 S *	10/2016	Kim	D14/250
D777,159 S *	1/2017	Lee	D14/250

D777,421 S *	1/2017	Grote	D3/218
D777,718 S *	1/2017	Lee	D14/250
9,559,740 B2 *	1/2017	Lee	H04B 1/3888
D778,895 S *	2/2017	Park	D14/250
D778,896 S *	2/2017	Park	D14/250
D779,472 S *	2/2017	Lee	D14/250
D779,473 S *	2/2017	Lee	D14/250
D779,474 S *	2/2017	Kim	D14/250
D779,475 S *	2/2017	Park	D14/250
D781,278 S *	3/2017	Kim	D14/250
D791,758 S *	7/2017	Lee	D14/250
D794,008 S *	8/2017	Lee	D14/250
D794,009 S *	8/2017	Lee	D14/250

(Continued)

Primary Examiner — Khawaja Anwar

Assistant Examiner — Mojtaba Tehrani

(74) *Attorney, Agent, or Firm* — BakerHostetler

(57) **CLAIM**

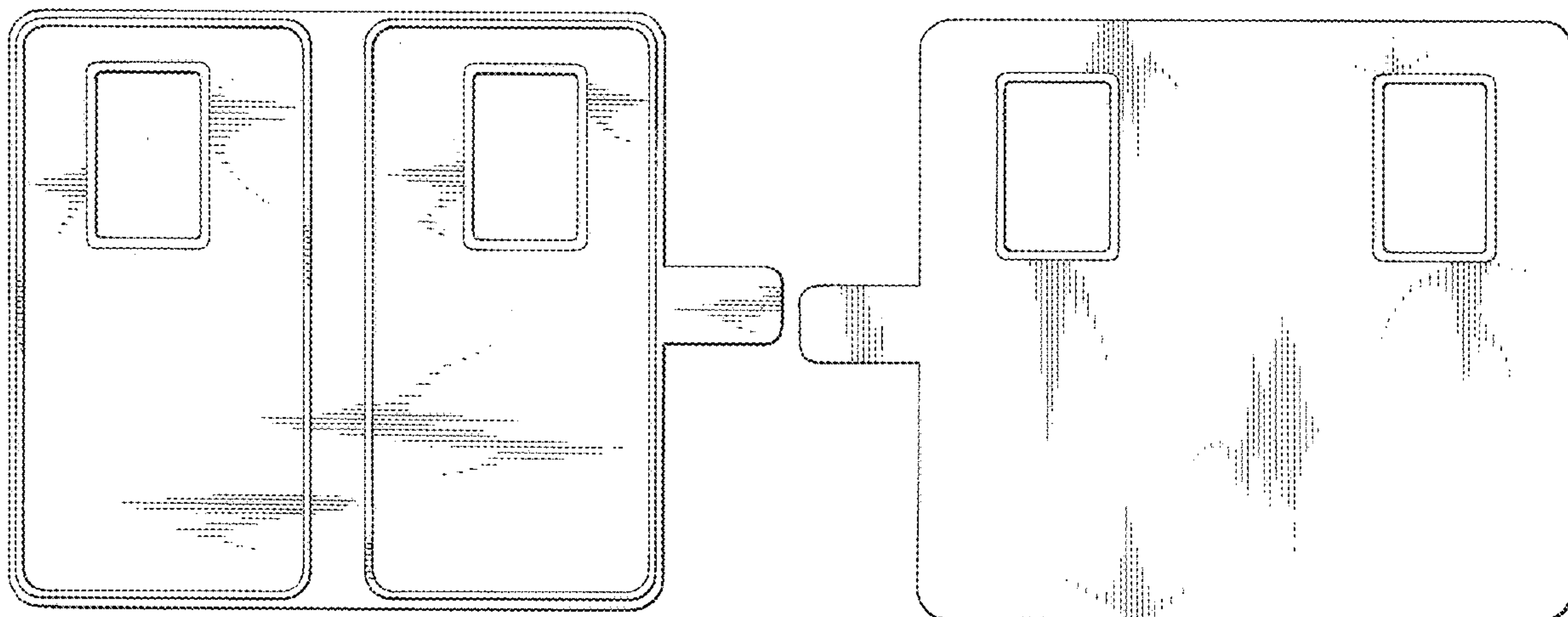
The ornamental design for a mobile phone case, as shown and described.

DESCRIPTION

FIG. 1 is a perspective view of a mobile phone case in a particularly open state, showing the claimed design; FIG. 2 is a top view showing the case in closed state; FIG. 3 is right view face thereof; FIG. 4 is a side view thereof; FIG. 5 is left view thereof; FIG. 6 is an opposite side view thereof; FIG. 7 is a bottom view thereof; FIG. 8 is a front view showing the case in open state; FIG. 9 is a rear view thereof; FIG. 10 is a front view thereof; and, FIG. 11 is a rear view thereof.

The evenly broken lines illustrating the cellular device inside of the case shown in FIGS. 10 and 11 are directed to the unclaimed environment and form no part of the claimed design.

1 Claim, 5 Drawing Sheets



(56)

References Cited

U.S. PATENT DOCUMENTS

D794,952	S *	8/2017	Feng	D3/247
D803,558	S *	11/2017	Liu	D3/247
D806,378	S *	1/2018	Lerenthal	D3/201
D809,497	S *	2/2018	Kim	D14/250
D816,652	S *	5/2018	Chang	D14/250
D816,987	S *	5/2018	Grote	D3/218
D819,007	S *	5/2018	Kim	D14/250
D822,989	S *	7/2018	Persson	D3/249
D837,195	S *	1/2019	Kaiser	D14/250
D842,289	S *	3/2019	Feng	D14/250
D843,992	S *	3/2019	Lu	D14/250
D844,596	S *	4/2019	Liu	D14/250
D848,409	S *	5/2019	Feng	D14/250
D856,671	S *	8/2019	Li	D3/249
D859,389	S *	9/2019	Kim	D14/250
D866,179	S *	11/2019	Zhao	D3/249
D869,843	S *	12/2019	Zhou	D3/249
D870,717	S *	12/2019	Igarashi	D14/250
D872,722	S *	1/2020	Zhou	D14/250
10,542,629	B2 *	1/2020	Takahashi	G06F 3/0488
D891,416	S *	7/2020	Yu	D14/250
2001/0035444	A1 *	11/2001	Alis	H04B 1/3888 224/250

* cited by examiner

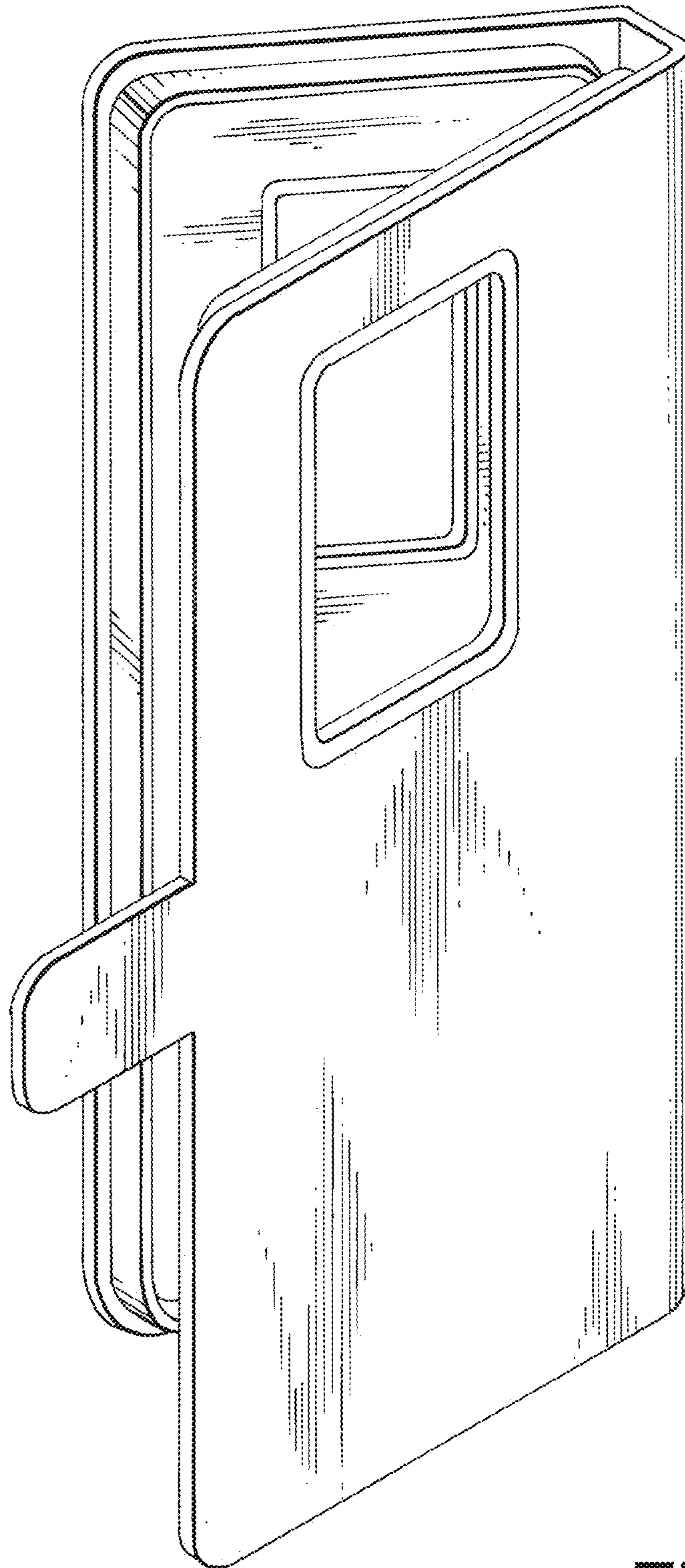


FIG. 1

FIG. 2


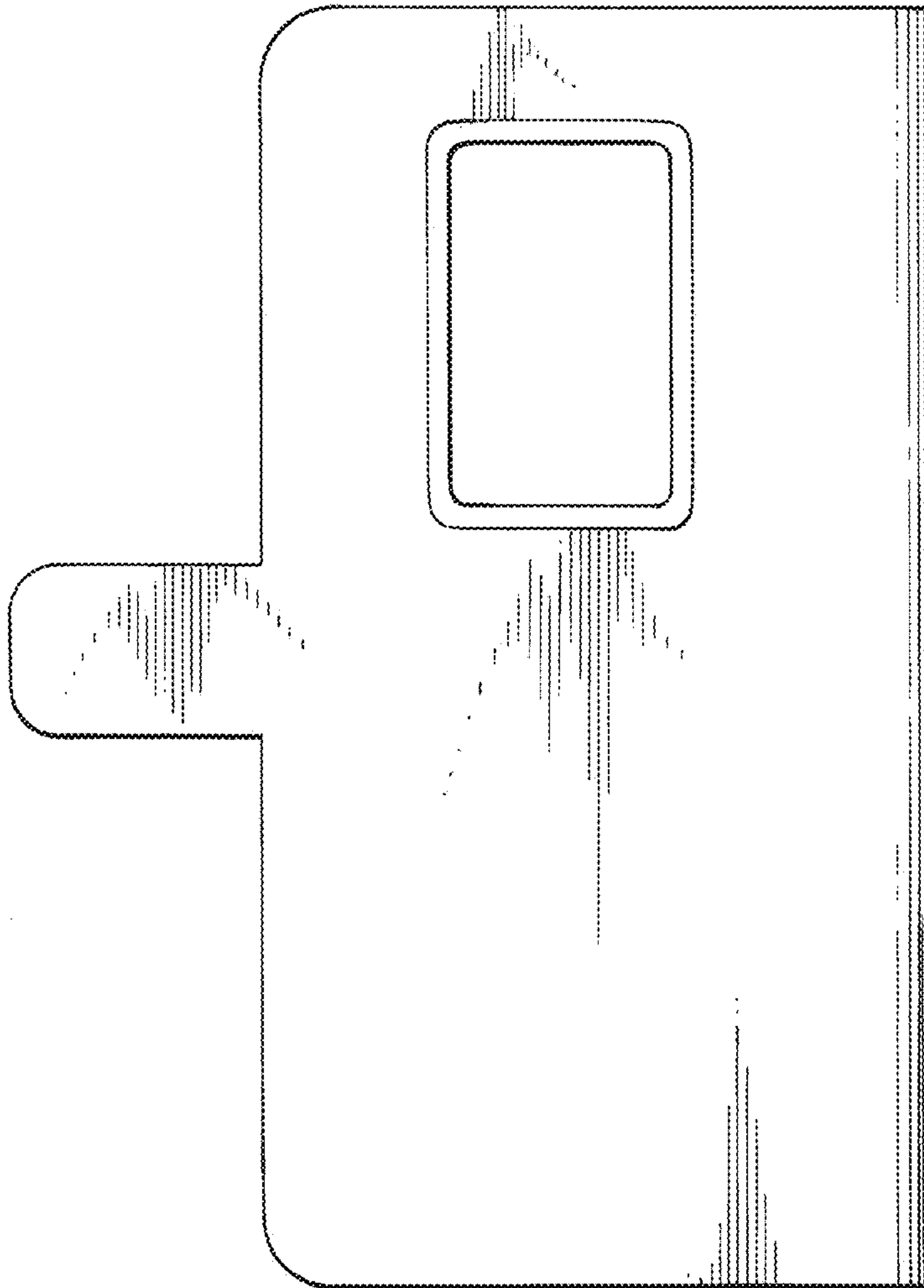
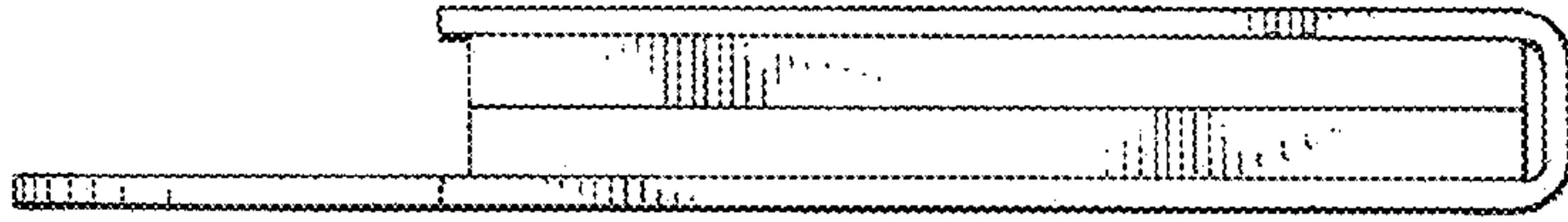


FIG. 3

FIG. 4

FIG. 5

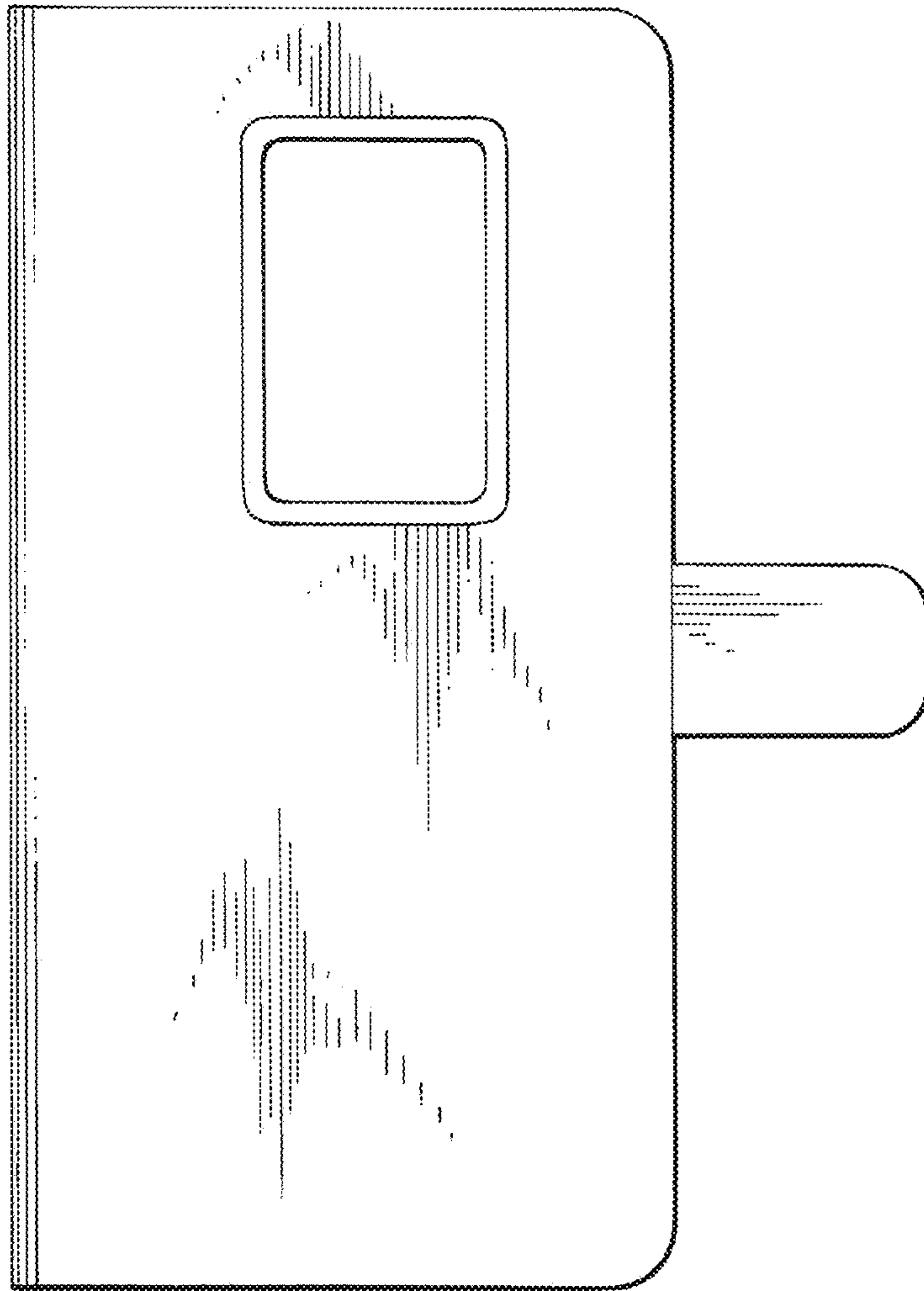


FIG. 6





FIG. 7

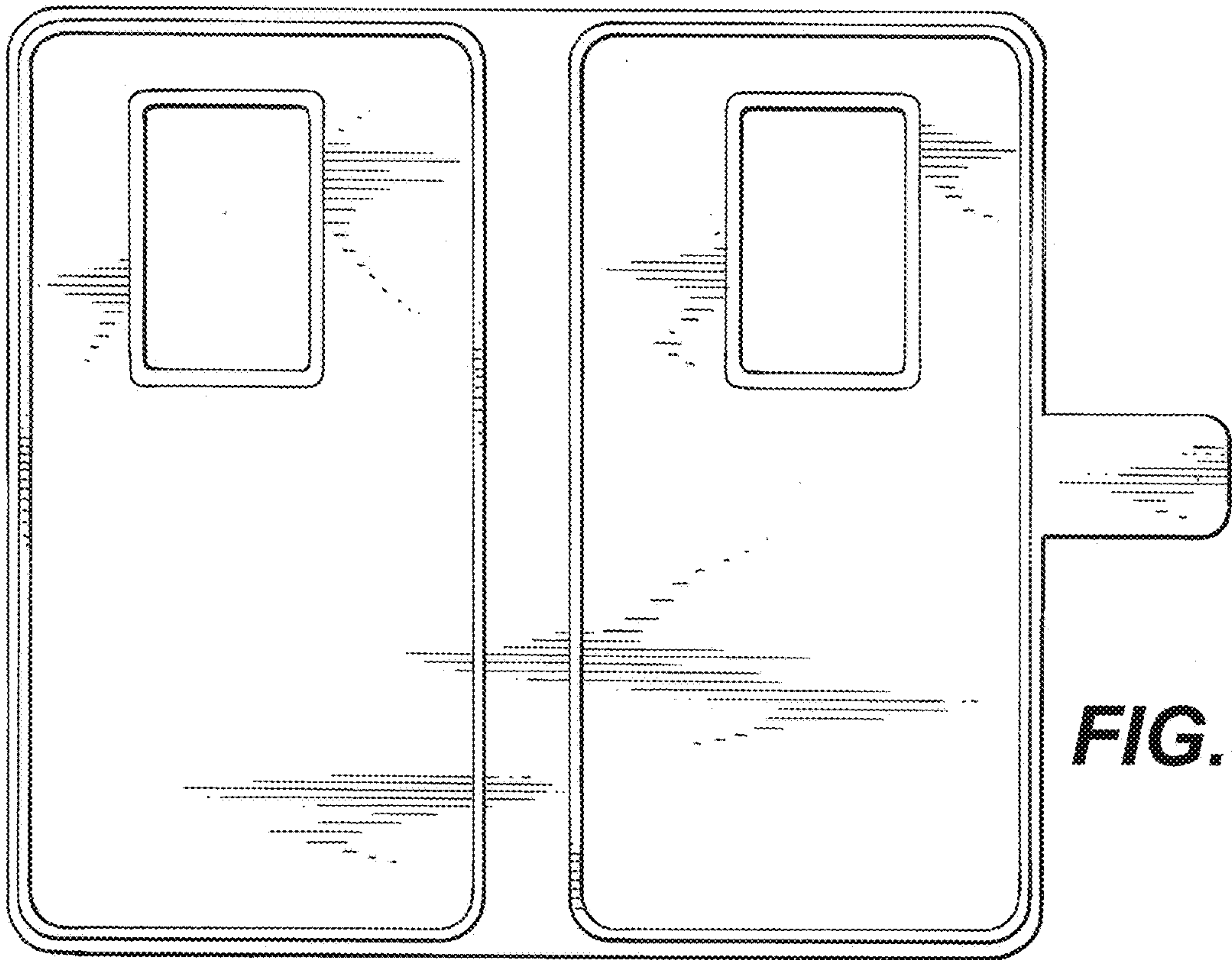


FIG. 8

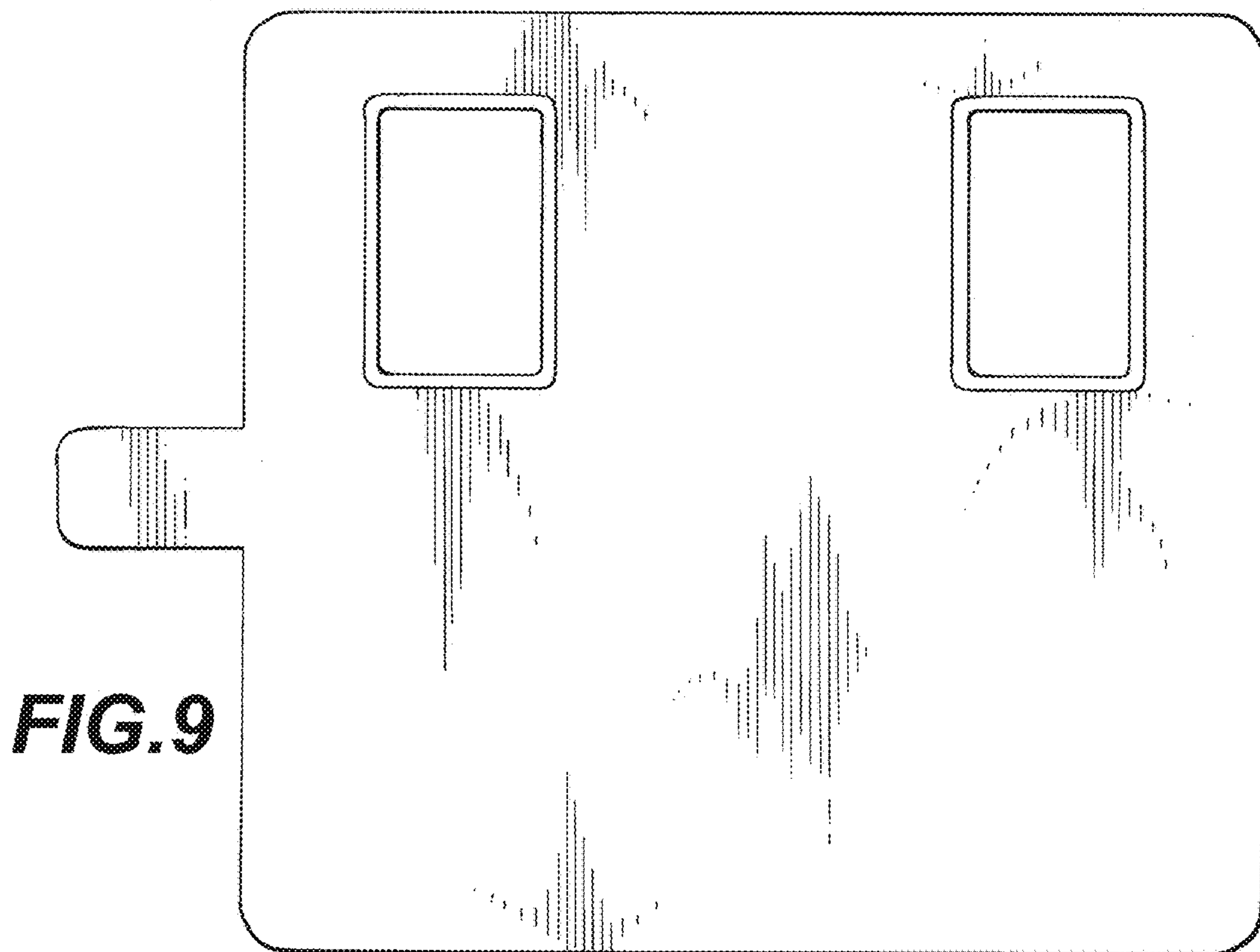


FIG. 9

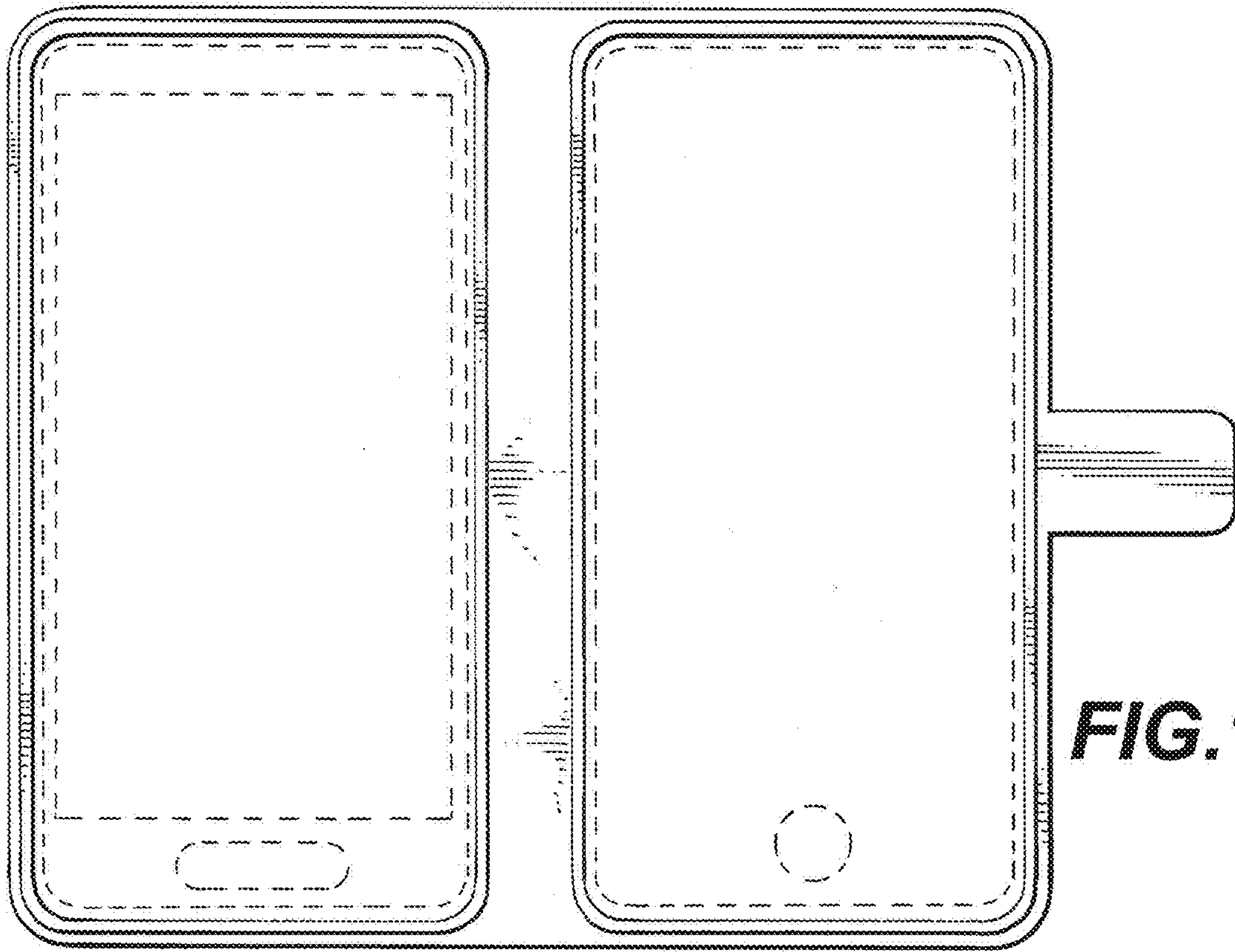


FIG. 10

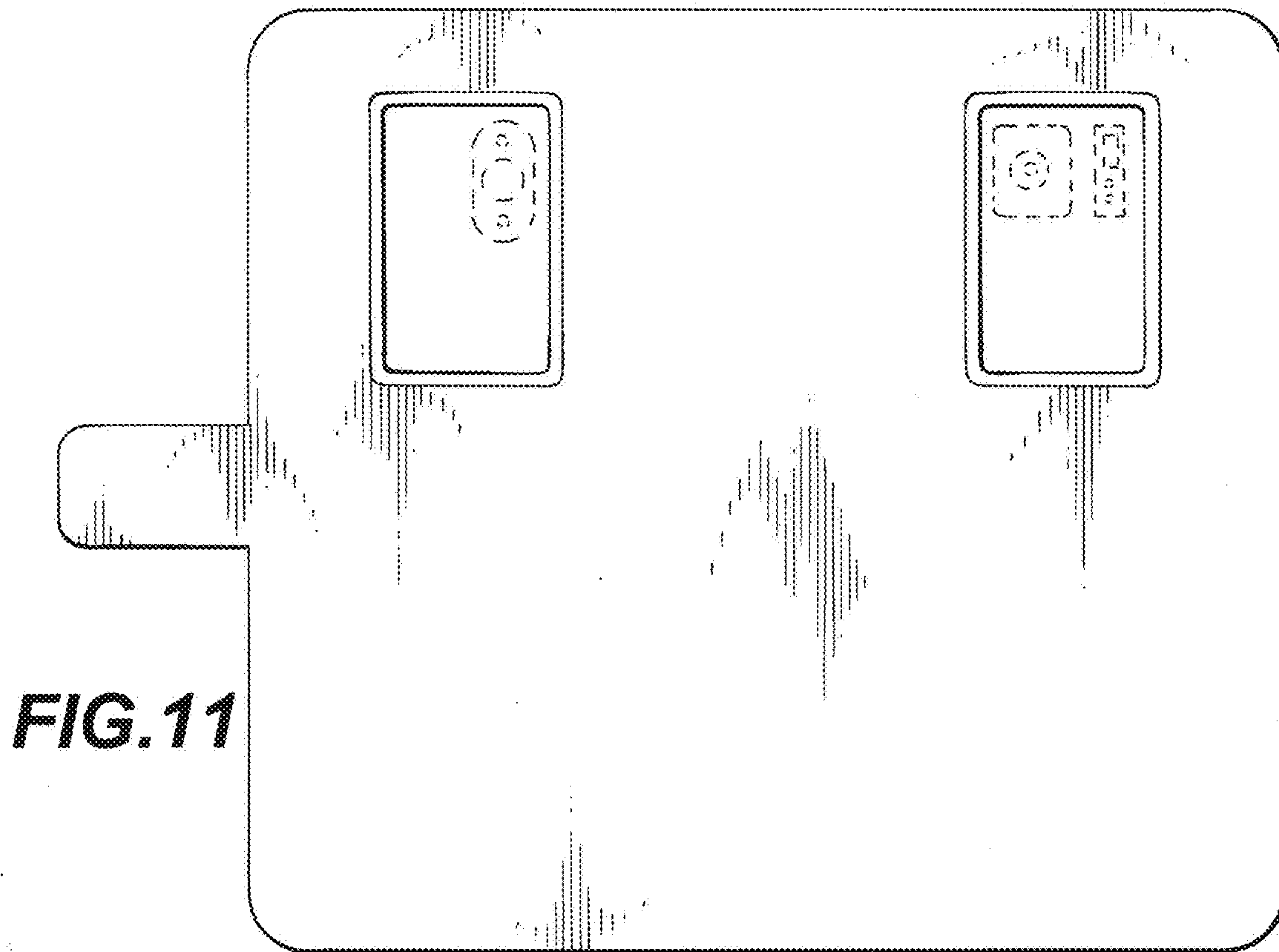


FIG. 11