



US00D922359S

(12) **United States Design Patent**
Lu

(10) **Patent No.:** **US D922,359 S**
(45) **Date of Patent:** **** Jun. 15, 2021**

(54) **EARPHONE**

(71) Applicant: **SHENZHEN LINGQIU TECHNOLOGY CO., LTD.**,
Guangdong (CN)

(72) Inventor: **Lin Lu**, Guangdong (CN)

(73) Assignee: **SHENZHEN LINGQIU TECHNOLOGY CO., LTD.**,
Guangdong (CN)

(**) Term: **15 Years**

(21) Appl. No.: **29/756,230**

(22) Filed: **Oct. 27, 2020**

(51) **LOC (13) Cl.** **14-01**

(52) **U.S. Cl.**
USPC **D14/223**

(58) **Field of Classification Search**
USPC D14/223, 205; D24/174; 128/864, 865,
128/866; 381/380, 381; 455/90.3, 575.1,
455/569.1

CPC H04R 1/10; H04R 25/00; H04R 1/105;
H04R 1/1016; H04R 1/1066; H04R
5/033; H04R 5/0335; H04R 1/1091

See application file for complete search history.

(56) **References Cited**

U.S. PATENT DOCUMENTS

D538,792 S *	3/2007	Kim	D14/223
D542,267 S *	5/2007	Cha	D14/206
D600,682 S *	9/2009	Wai	D14/223
D602,476 S *	10/2009	Lee	D14/223
D603,378 S *	11/2009	Paradise	D14/223
D603,847 S *	11/2009	Chung	D14/223
D605,294 S *	12/2009	Bergstrom	D24/174
D606,050 S *	12/2009	Nousiainen	D14/223
D619,998 S *	7/2010	Birger	D14/223
D620,927 S *	8/2010	Li	D14/223

D622,264 S *	8/2010	Kim	D14/223
D622,706 S *	8/2010	Tzeng	D14/223
7,778,410 B2 *	8/2010	Liu	H04M 1/05 379/430
D625,710 S *	10/2010	Yang	D14/223
D625,712 S *	10/2010	Yang	D14/223
D626,946 S *	11/2010	Lee	D14/223
D628,989 S *	12/2010	Lee	D14/223
D635,960 S *	4/2011	Gondo	D14/223
D648,710 S *	11/2011	Ha	D14/223
D649,958 S *	12/2011	Park	D14/223
D656,490 S *	3/2012	Birger	D14/223
D661,283 S *	6/2012	Huang	D14/223
D661,284 S *	6/2012	Brandis	D14/223

(Continued)

FOREIGN PATENT DOCUMENTS

EM	006377511-0001	*	4/2019
EM	007343660-0003	*	12/2019

(Continued)

Primary Examiner — Paula Allen Greene

(74) *Attorney, Agent, or Firm* — ScienBiziP, P.C.

(57) **CLAIM**

The ornamental design for an earphone, as shown and described.

DESCRIPTION

FIG. 1 is a perspective view of an earphone, showing my design.

FIG. 2 is a front elevation view thereof.

FIG. 3 is a rear elevation view thereof.

FIG. 4 is a left side elevation thereof.

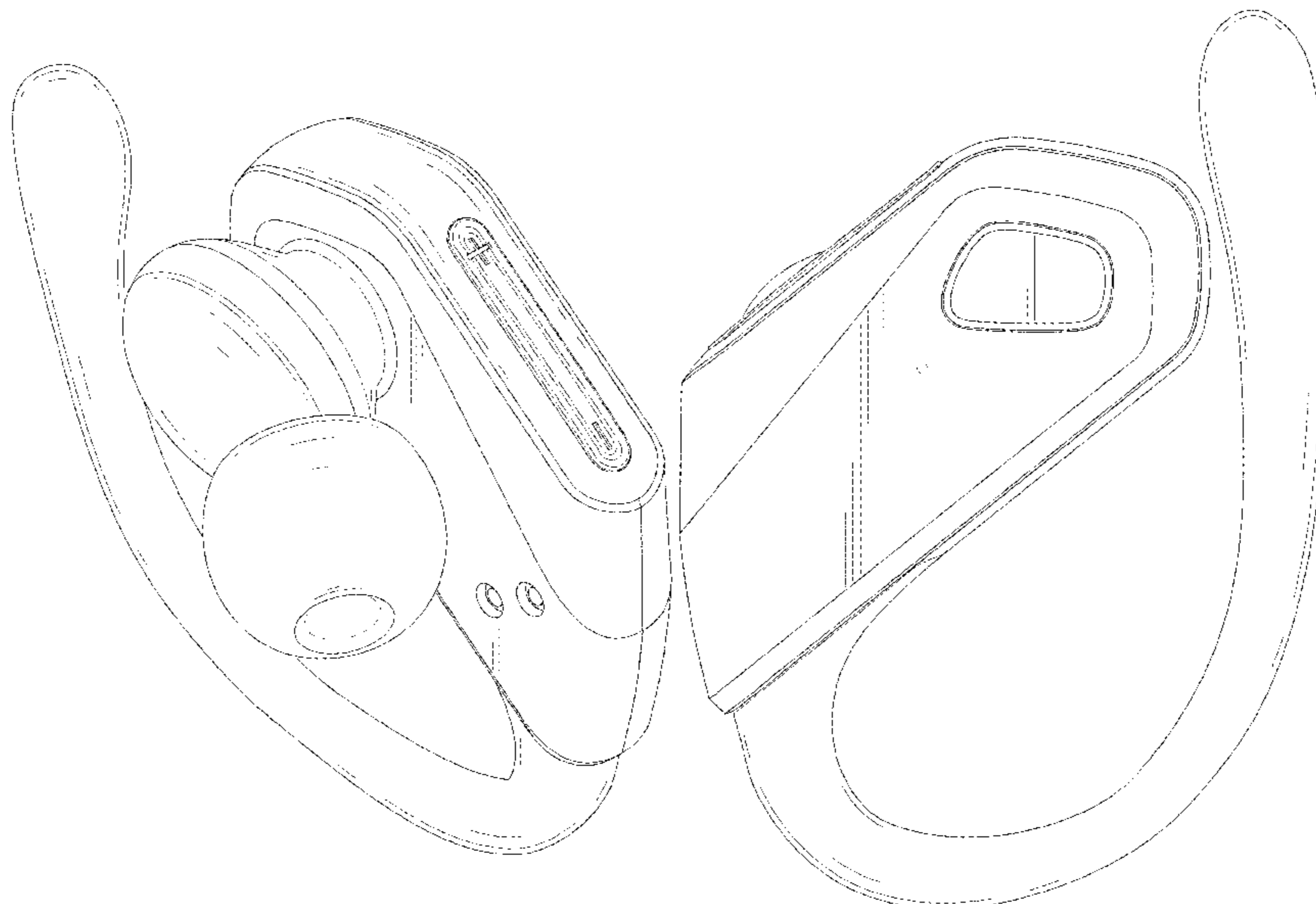
FIG. 5 is a right side elevation thereof.

FIG. 6 is a top plan view thereof; and,

FIG. 7 is a bottom plan view thereof.

The broken lines in the drawings depict environmental structure and boundaries and form no part of the claimed design.

1 Claim, 7 Drawing Sheets



(56)

References Cited

U.S. PATENT DOCUMENTS

D662,088 S * 6/2012 Brandis D14/223
 D669,887 S * 10/2012 Maddern D14/223
 D685,768 S * 7/2013 Mogili D14/223
 D690,288 S * 9/2013 Son D14/223
 D707,659 S * 6/2014 Henning D14/223
 D712,382 S * 9/2014 Brunner D14/223
 8,908,899 B1 * 12/2014 Yang H04R 1/1033
 381/384
 D725,637 S * 3/2015 Nakajima D14/223
 D734,744 S * 7/2015 Brunner D14/223
 D740,260 S * 10/2015 Brunner D14/223
 D741,299 S * 10/2015 Brunner D14/223
 D743,945 S * 11/2015 Brunner D14/223
 D743,946 S * 11/2015 Brunner D14/223
 D775,610 S * 1/2017 Nakajima D14/223
 D780,162 S 2/2017 Kwak
 D780,721 S * 3/2017 Brunner D14/223
 D795,226 S * 8/2017 Lian D14/223
 D796,490 S * 9/2017 Lian D14/223
 D801,952 S * 11/2017 Lian D14/223
 D806,684 S * 1/2018 Tsai D14/223
 D810,053 S * 2/2018 Otani D14/223
 D815,069 S 4/2018 Xiong
 D827,616 S * 9/2018 Lian D14/223
 10,154,334 B1 * 12/2018 Lin H04R 1/1041
 D838,259 S * 1/2019 Samrelius D14/223
 D838,692 S * 1/2019 Fu D14/223
 D843,354 S * 3/2019 Kumano D14/223
 D844,588 S * 4/2019 Brunner D14/223
 D855,588 S * 8/2019 Hao D14/223
 D858,482 S * 9/2019 Ma D14/205

D863,265 S * 10/2019 Hu D14/223
 D864,153 S * 10/2019 Hu D14/205
 D868,749 S * 12/2019 Brunner D14/223
 D869,434 S * 12/2019 Biao D14/205
 D869,435 S * 12/2019 Sanhua D14/205
 D873,247 S * 1/2020 Zhu D14/223
 D873,789 S * 1/2020 Hu D14/205
 D878,338 S * 3/2020 Yang D14/223
 D881,850 S * 4/2020 Zhang D14/223
 D883,259 S * 5/2020 Ma D14/223
 D888,022 S * 6/2020 McCune D14/223
 D888,023 S * 6/2020 Gao D14/223
 D888,685 S * 6/2020 Lin D14/205
 D890,725 S * 7/2020 Liu D14/223
 D892,087 S * 8/2020 Briggs D14/223
 D899,406 S * 10/2020 Ma D14/223
 D907,608 S * 1/2021 Xie D14/223
 D909,345 S * 2/2021 Huang D14/223
 D914,651 S * 3/2021 Xie D14/223
 2009/0116678 A1 * 5/2009 Bevirt H04M 1/05
 381/381
 2010/0166208 A1 * 7/2010 Kato H04R 5/0335
 381/74
 2017/0105679 A1 * 4/2017 Gil A61B 5/02055
 2018/0271428 A1 * 9/2018 Takagi A61B 5/6803
 2018/0332379 A1 * 11/2018 McGarry H04R 1/1058
 2021/0000419 A1 * 1/2021 Gil A61B 5/6815

FOREIGN PATENT DOCUMENTS

EM 007805296-0001 * 4/2020
 EM 008053755-0001 * 7/2020

* cited by examiner




FIG.1

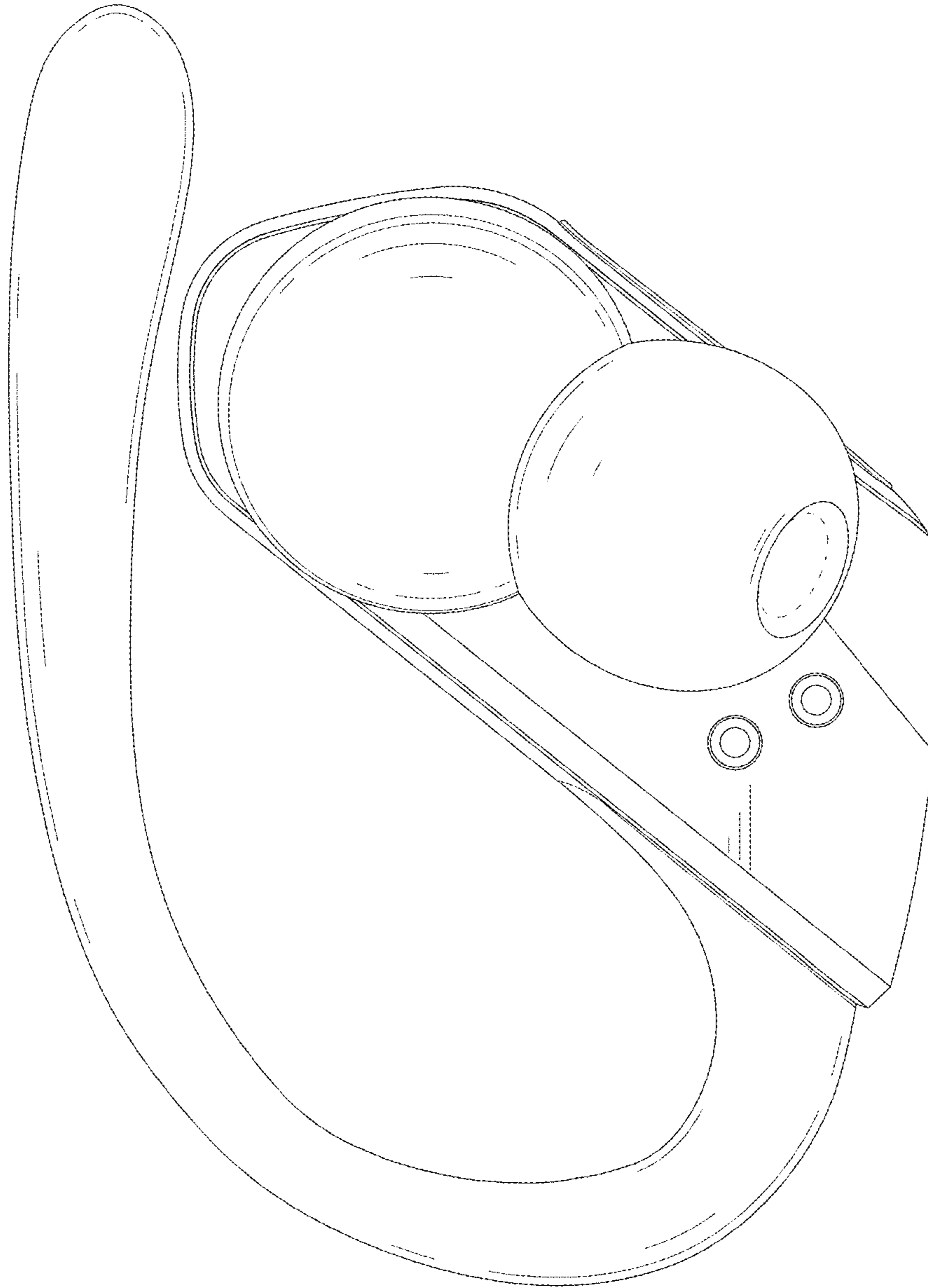


FIG.2

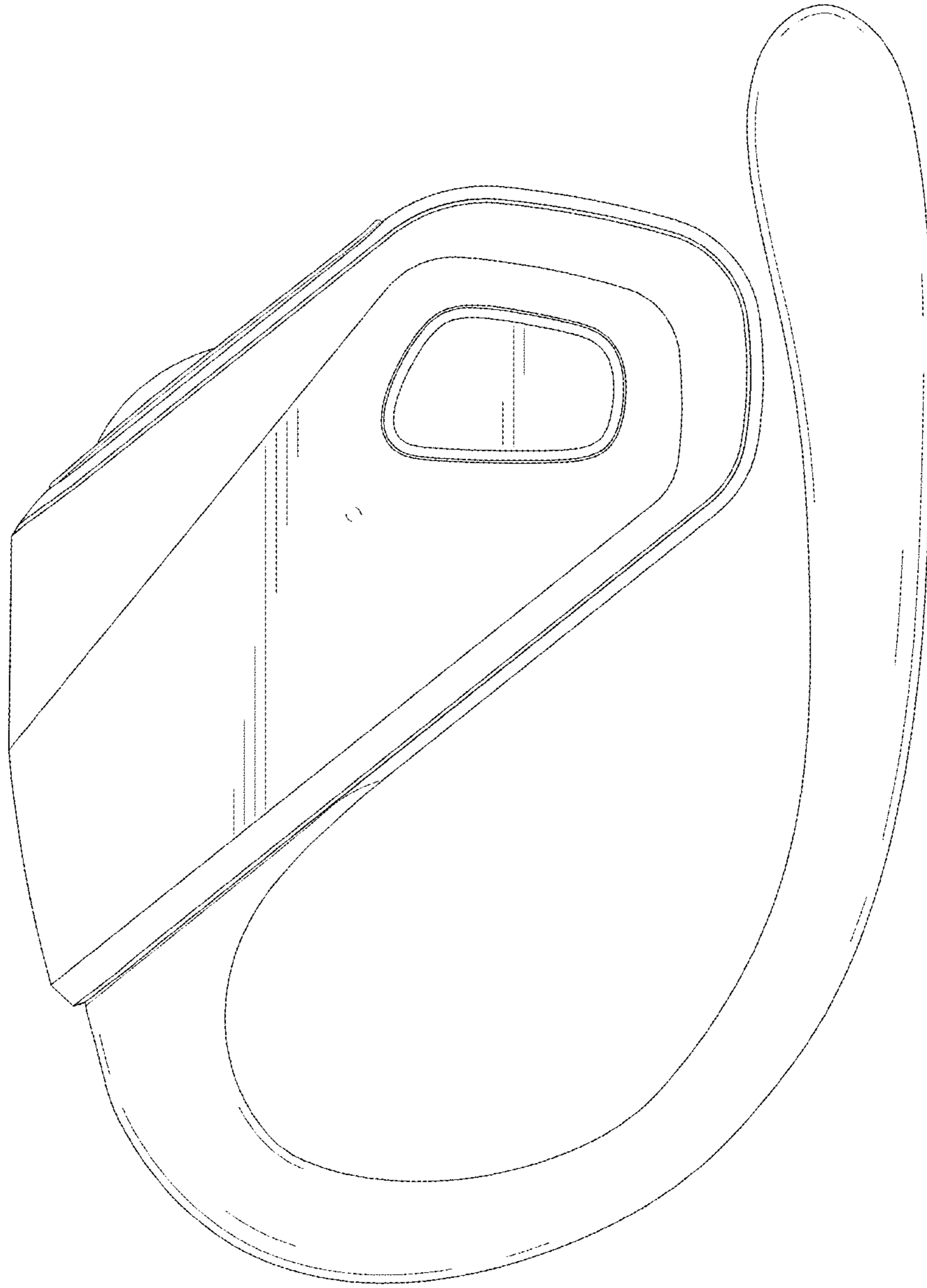


FIG.3

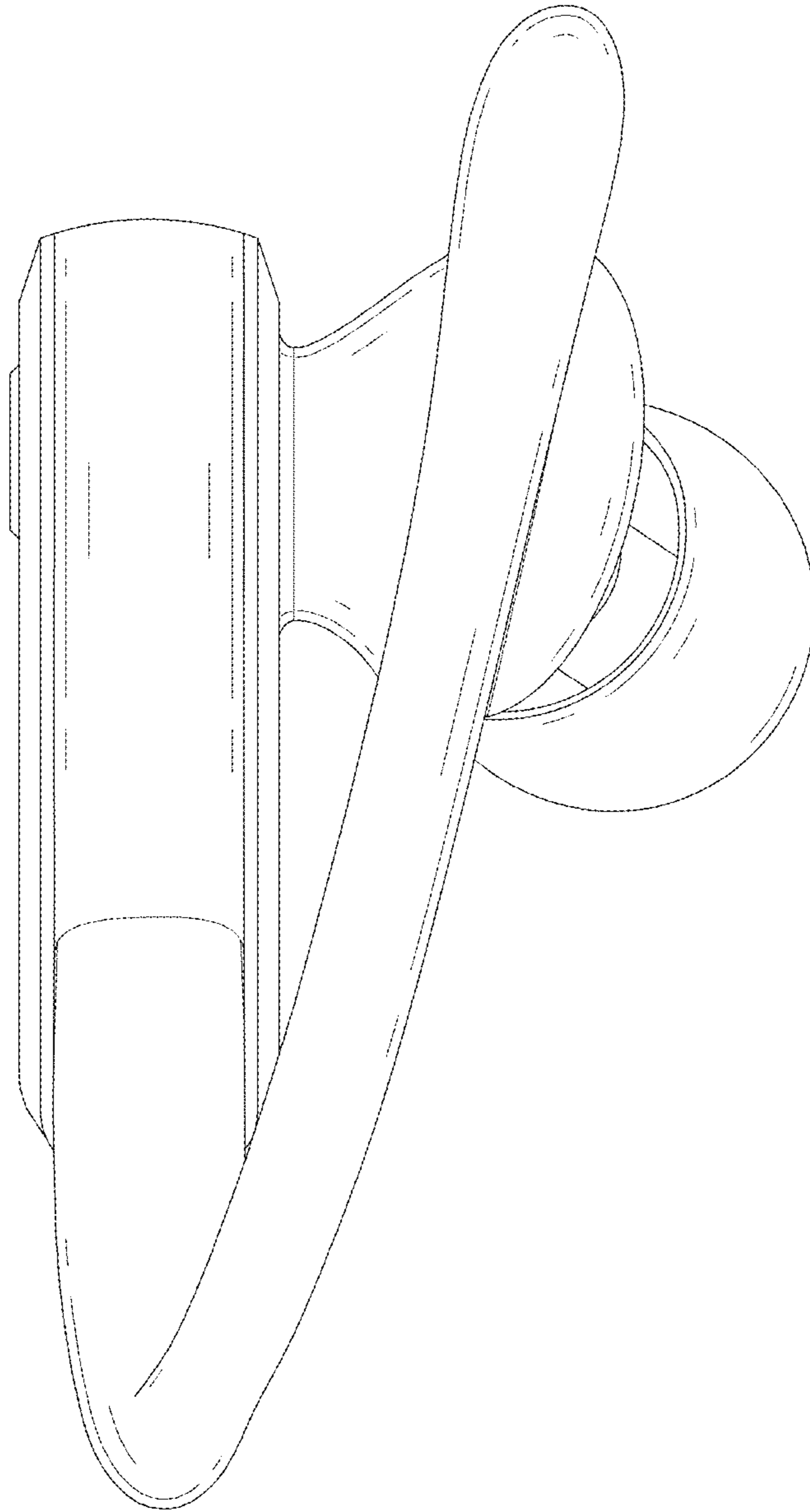


FIG.4

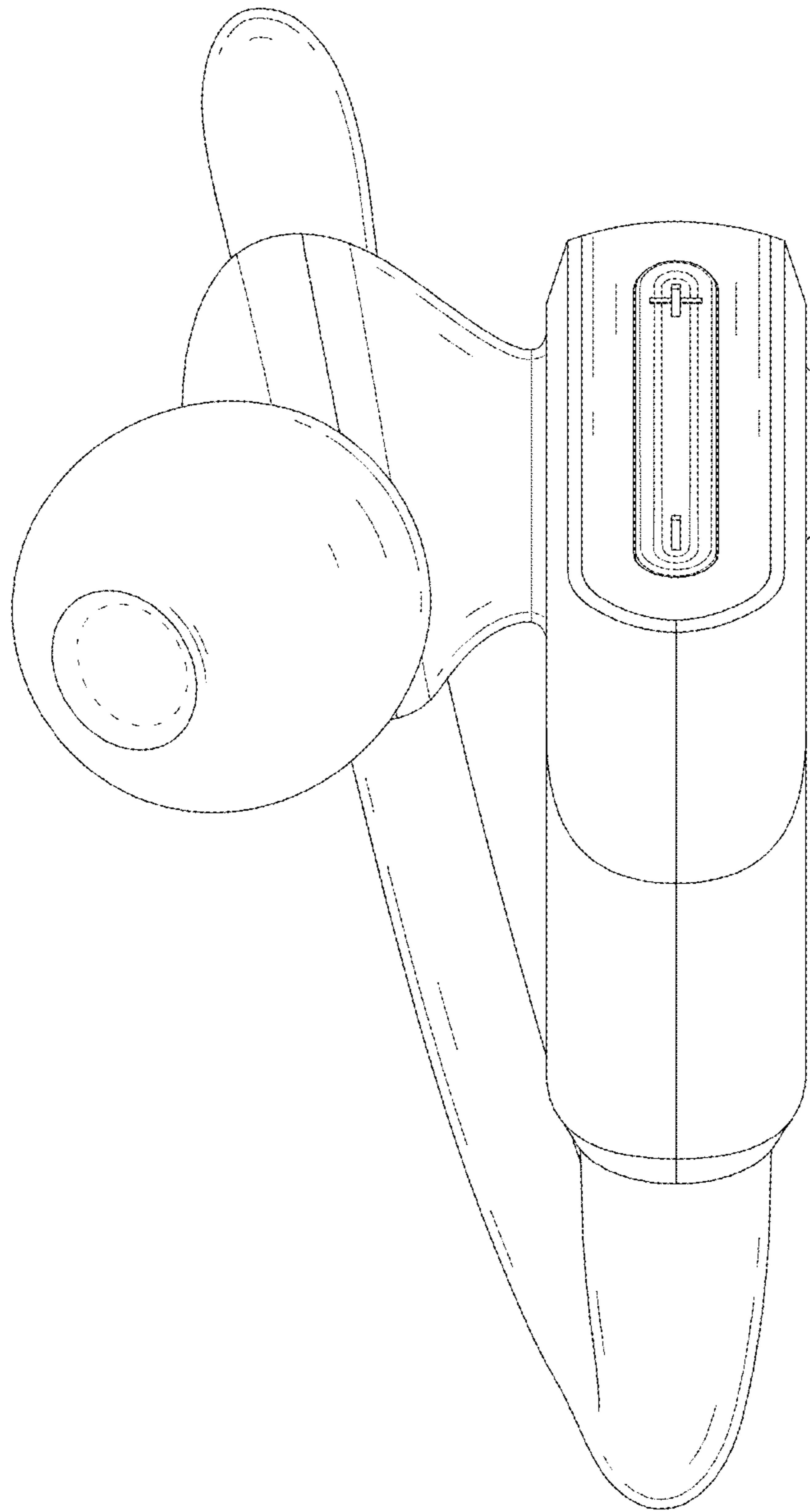


FIG.5

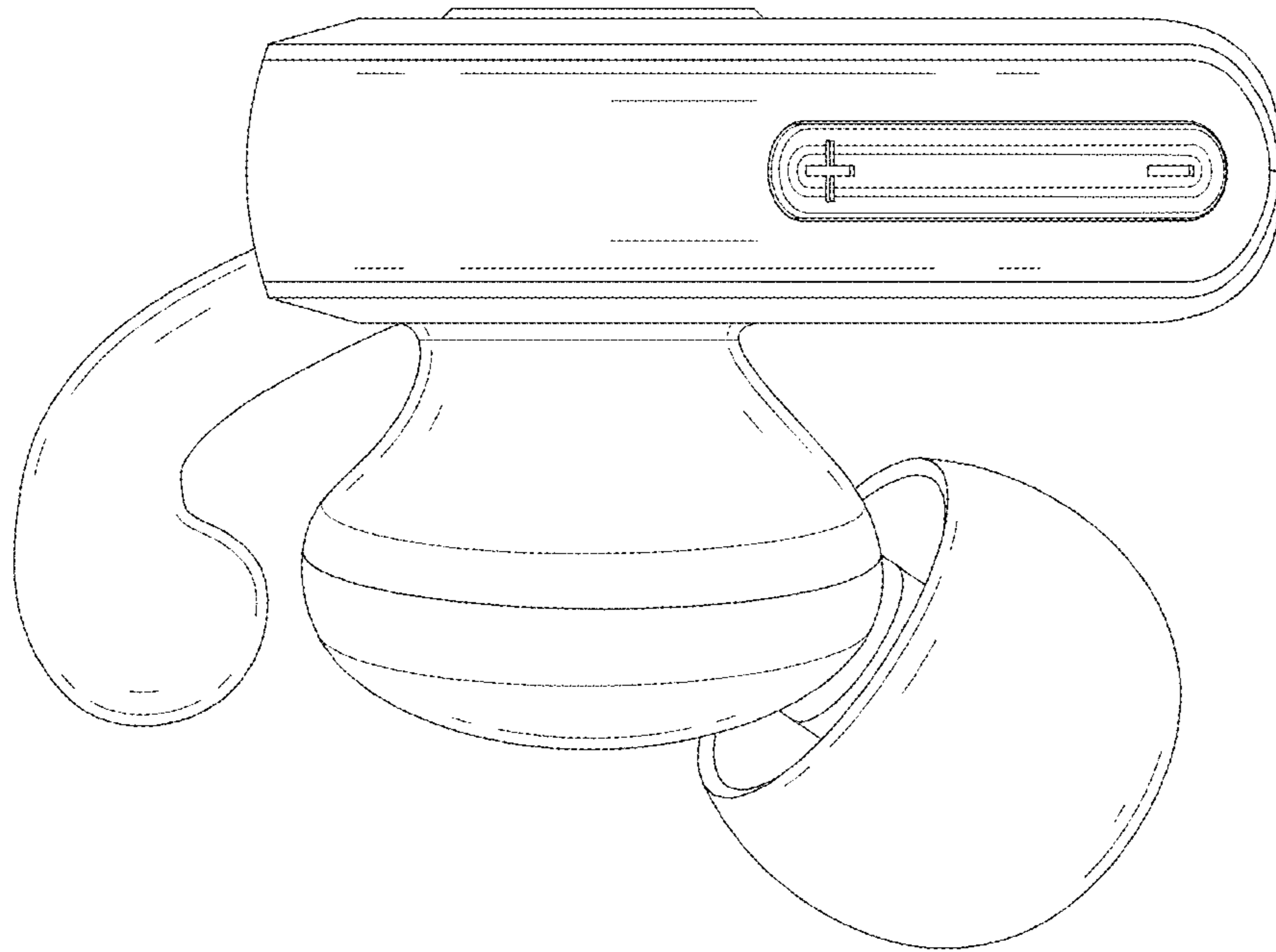


FIG.6

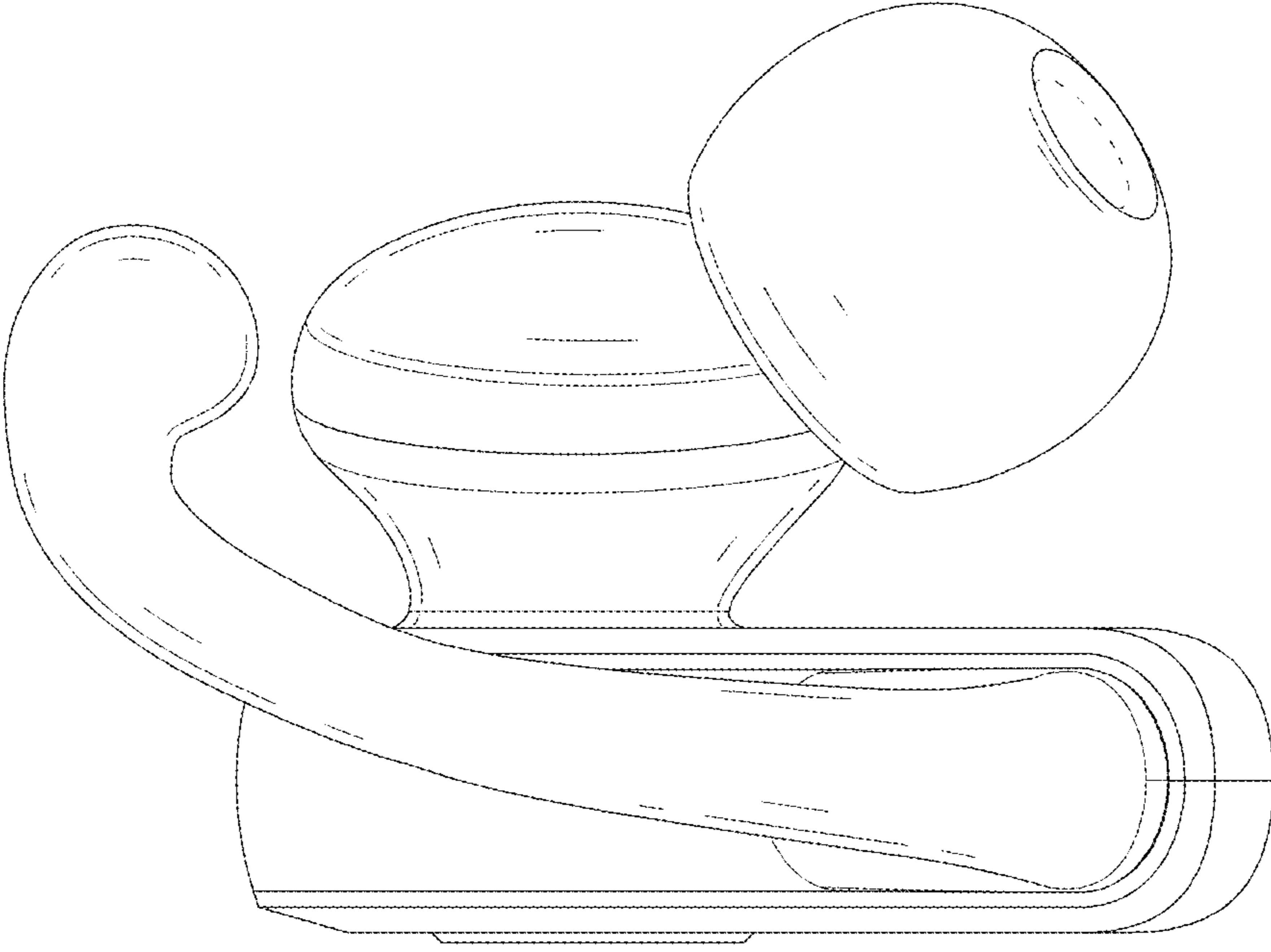


FIG. 7