



US00D922340S

(12) **United States Design Patent**  
**Kao et al.**

(10) **Patent No.:** **US D922,340 S**  
(45) **Date of Patent:** **\*\* Jun. 15, 2021**

- (54) **RADIATING FIN**
- (71) Applicants: **Pai-Ling Kao**, New Taipei (TW);  
**Dan-Jun Chen**, New Taipei (TW);  
**Guo-Hui Li**, New Taipei (TW);  
**Jun-Chao Liu**, New Taipei (TW)
- (72) Inventors: **Pai-Ling Kao**, New Taipei (TW);  
**Dan-Jun Chen**, New Taipei (TW);  
**Guo-Hui Li**, New Taipei (TW);  
**Jun-Chao Liu**, New Taipei (TW)
- (73) Assignee: **ASIA VITA COMPONENTS CO., LTD.**, New Taipei (TW)

D500,745 S *	1/2005	Duan	.....	D13/179
D593,512 S *	6/2009	Lin	.....	D13/179
D699,690 S *	2/2014	Hsu	.....	D13/179
D734,731 S *	7/2015	Kurs	.....	H01F 5/003
				D13/182
D819,578 S *	6/2018	Su	.....	D13/179
D825,503 S *	8/2018	Yeng	.....	D13/182
D826,185 S *	8/2018	Kosugi	.....	D13/182
D826,872 S *	8/2018	Ishikawa	.....	D13/182
D834,547 S *	11/2018	Ishikawa	.....	D13/182
D862,402 S *	10/2019	Lin	.....	D13/179
D894,136 S *	8/2020	Wu	.....	D13/179
D908,100 S *	1/2021	Tarapoom	.....	D13/179
D908,101 S *	1/2021	Tarapoom	.....	D13/179
D908,644 S *	1/2021	Tarapoom	.....	D13/179

- (\*\*) Term: **15 Years**
- (21) Appl. No.: **29/712,704**
- (22) Filed: **Nov. 11, 2019**
- (51) **LOC (13) Cl.** ..... **13-03**
- (52) **U.S. Cl.**  
USPC ..... **D13/179**
- (58) **Field of Classification Search**  
USPC ..... D7/589, 667, 669, 672, 679, 673, 678;  
D13/101, 122, 182, 133, 102, 110, 112,  
D13/123, 154, 173, 184, 199; D14/436,  
D14/439, 433; D15/138, 147  
CPC . H01L 23/467; H01L 21/4882; H05K 7/2039;  
H05K 9/0026; F28F 3/02; F28D 15/0266;  
Y10T 29/4935  
See application file for complete search history.

\* cited by examiner

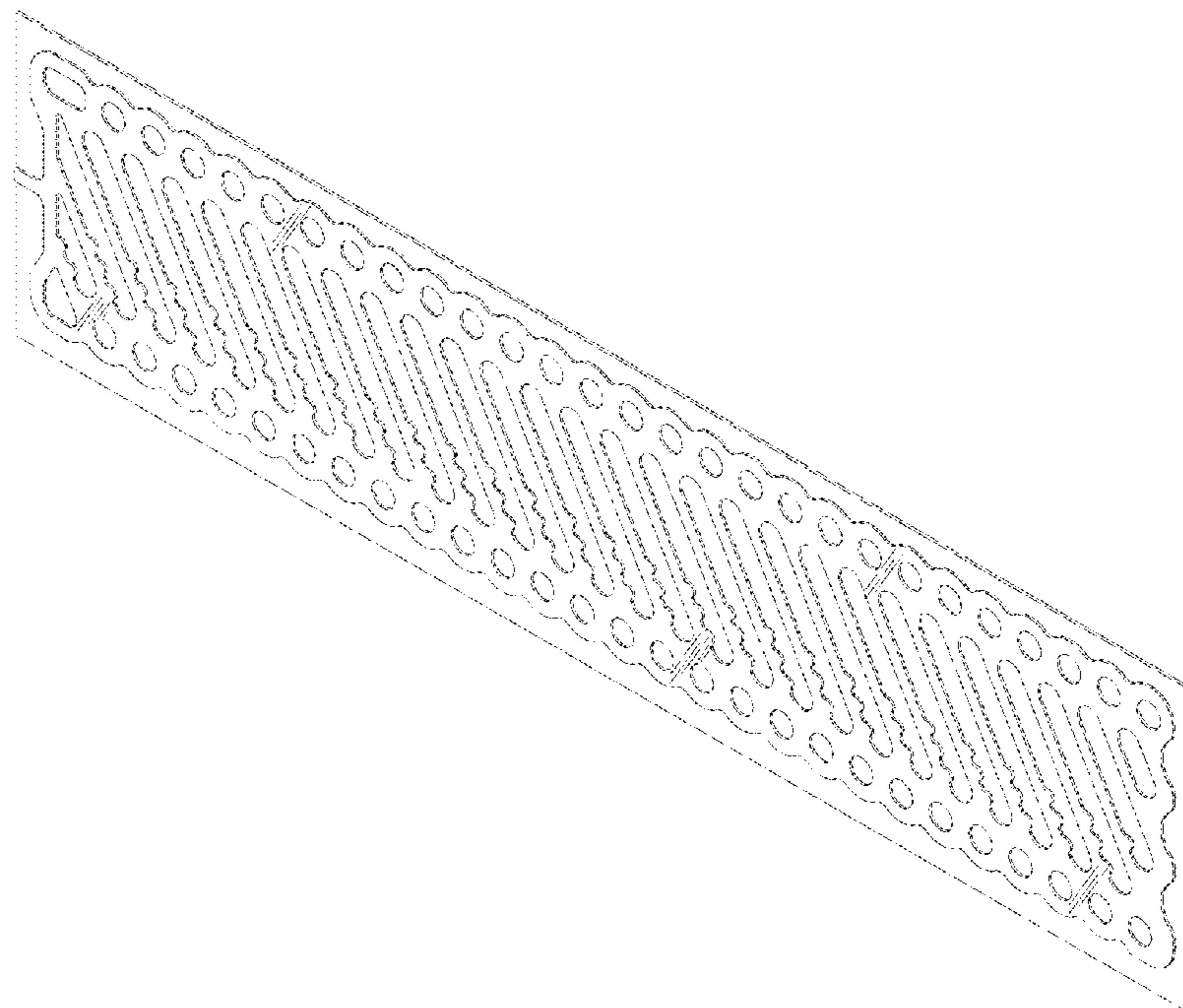
*Primary Examiner* — Michael C Stout  
*Assistant Examiner* — Fritzgerald L Butac  
(74) *Attorney, Agent, or Firm* — Demian K. Jackson;  
Jackson IPG PLLC

- (56) **References Cited**  
U.S. PATENT DOCUMENTS  
D348,252 S \* 6/1994 Mizunashi ..... D13/179  
D476,958 S \* 7/2003 Tsai ..... D13/179

(57) **CLAIM**  
The ornamental design for a radiating fin, as shown and described.

**DESCRIPTION**  
FIG. 1 is a perspective view of a radiating fin showing my design; and,  
FIG. 2 is a front view thereof.

**1 Claim, 2 Drawing Sheets**



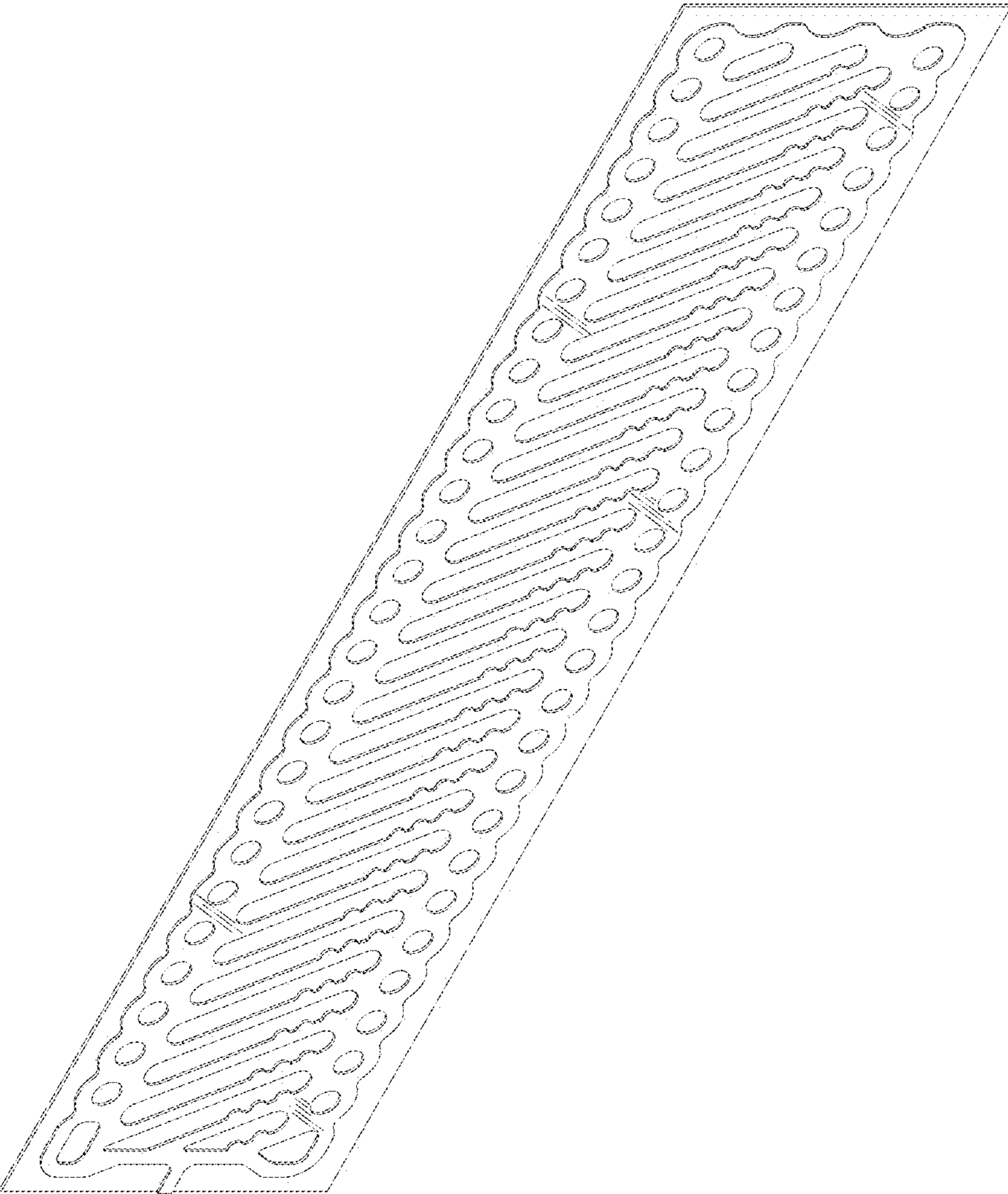


Fig. 1

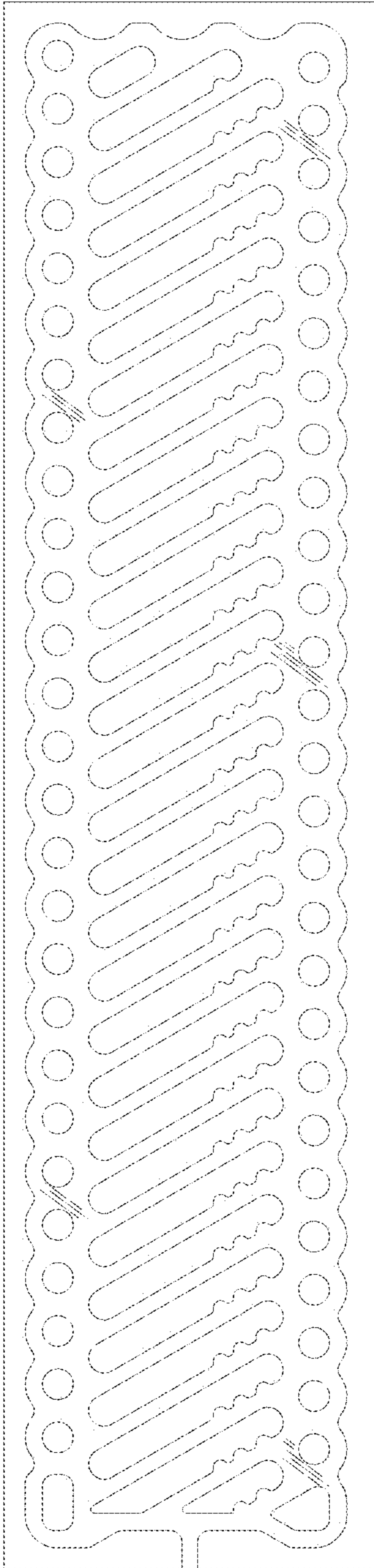


Fig. 2