



US00D922339S

(12) **United States Design Patent**  
**Kao et al.**

(10) **Patent No.:** **US D922,339 S**

(45) **Date of Patent:** **\*\* Jun. 15, 2021**

(54) **RADIATING FIN**

(71) Applicant: **ASIA VITAL COMPONENTS CO., LTD.**, New Taipei (TW)

(72) Inventors: **Pai-Ling Kao**, New Taipei (TW);  
**Dan-Jun Chen**, New Taipei (TW);  
**Guo-Hui Li**, New Taipei (TW);  
**Jun-Chao Liu**, New Taipei (TW)

(73) Assignee: **ASIA VITAL COMPONENTS CO., LTD.**, New Taipei (TW)

(\*\*) Term: **15 Years**

(21) Appl. No.: **29/712,672**

(22) Filed: **Nov. 11, 2019**

(51) **LOC (13) Cl.** ..... **13-03**

(52) **U.S. Cl.**  
USPC ..... **D13/179**

(58) **Field of Classification Search**  
USPC ..... D7/589, 667, 669, 672, 679, 673, 678;  
D13/101, 122, 182, 133, 102, 110, 112,  
D13/123, 154, 173, 184, 199; D14/436,  
D14/439, 433; D15/138, 147  
CPC . H01L 23/467; H01L 21/4882; H05K 7/2039;  
H05K 9/0026; F28F 3/02; F28D 15/0266;  
Y10T 29/4935

See application file for complete search history.

(56) **References Cited**

U.S. PATENT DOCUMENTS

D348,252 S \* 6/1994 Mizunashi ..... D13/179  
D476,958 S \* 7/2003 Tsai ..... D13/179

D500,745 S \* 1/2005 Duan ..... D13/179  
D593,512 S \* 6/2009 Lin ..... D13/179  
D699,690 S \* 2/2014 Hsu ..... D13/179  
D734,731 S \* 7/2015 Kurs ..... H01F 5/003  
D13/182  
D819,578 S \* 6/2018 Su ..... D13/179  
D825,503 S \* 8/2018 Yeng ..... D13/182  
D826,185 S \* 8/2018 Kosugi ..... D13/182  
D826,872 S \* 8/2018 Ishikawa ..... D13/182  
D834,547 S \* 11/2018 Ishikawa ..... D13/182  
D862,402 S \* 10/2019 Lin ..... D13/179  
D894,136 S \* 8/2020 Wu ..... D13/179  
D908,100 S \* 1/2021 Tarapoom ..... D13/179  
D908,101 S \* 1/2021 Tarapoom ..... D13/179  
D908,644 S \* 1/2021 Tarapoom ..... D13/179

\* cited by examiner

*Primary Examiner* — Michael C Stout

*Assistant Examiner* — Fritzgerald L Butac

(74) *Attorney, Agent, or Firm* — Demian K. Jackson;  
Jackson IPG PLLC


(57) **CLAIM**

The ornamental design for a radiating fin, as shown and described.

**DESCRIPTION**

FIG. 1 is a perspective view of a radiating fin showing my design; and,  
FIG. 2 is a front view thereof.

**1 Claim, 2 Drawing Sheets**






Fig. 1

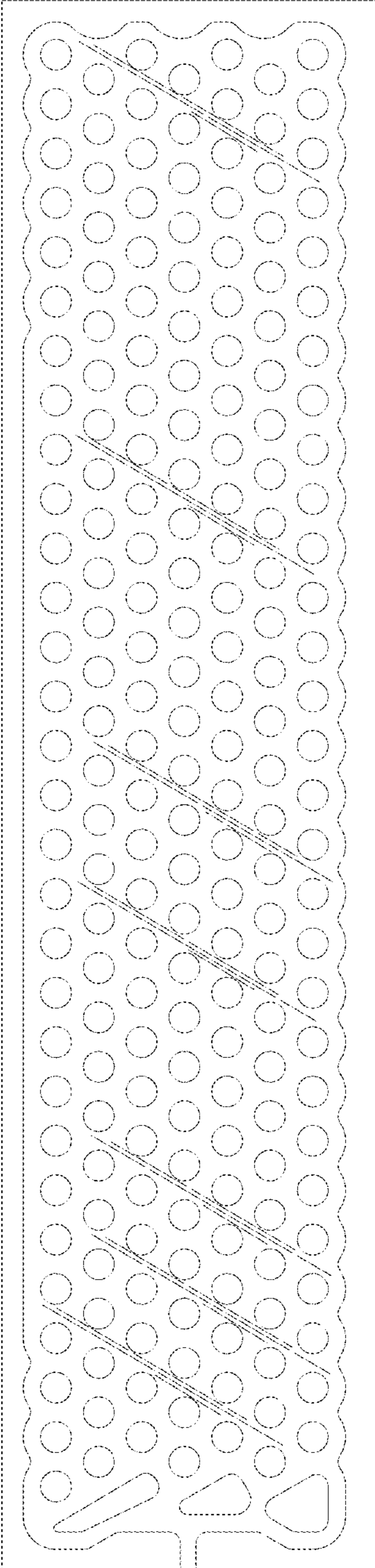


Fig. 2