



US00D922318S

(12) **United States Design Patent**  
**Miller et al.**

(10) **Patent No.:** **US D922,318 S**  
(45) **Date of Patent:** **\*\* Jun. 15, 2021**

- (54) **PORTABLE POWER CHARGER**
- (71) Applicant: **Halo2Cloud, LLC**, Hartford, CT (US)
- (72) Inventors: **Garold C. Miller**, Hartford, CT (US);  
**Nathan Daniel Weinstein**, Hartford, CT (US); **Troy Starkey**, Hartford, CT (US)
- (73) Assignee: **HALO2CLOUD, LLC**, Hartford, CT (US)
- (\*\*) Term: **15 Years**
- (21) Appl. No.: **29/717,054**
- (22) Filed: **Dec. 13, 2019**
- (51) **LOC (13) Cl.** ..... **13-02**
- (52) **U.S. Cl.**  
USPC ..... **D13/108**
- (58) **Field of Classification Search**  
USPC ..... D13/103, 107-110, 118-119, 184, 199;  
D14/251, 253, 432, 434  
CPC .. H02J 50/00; H02J 50/10; H02J 50/12; H02J 50/80; H02J 7/025; H02J 7/005; H02J 7/0026; H02J 7/0044; H02J 7/0045; H02J 7/0013; H02J 7/0003; H02J 50/40; H02J 50/402  
See application file for complete search history.

- (56) **References Cited**  
U.S. PATENT DOCUMENTS  
D296,440 S 6/1988 Smith et al.  
D537,036 S 2/2007 Chen  
D587,267 S 2/2009 Wang  
D637,952 S \* 5/2011 Tan ..... D13/108  
D662,050 S 6/2012 Tien  
D662,878 S 7/2012 Fahrendorff et al.  
D672,309 S 12/2012 Tien  
D674,748 S 1/2013 Ferber et al.

- D677,261 S 3/2013 Hsu et al.
- D686,153 S 7/2013 Qu
- D692,375 S 10/2013 Mamane
- D692,826 S 11/2013 Aida et al.
- D695,214 S 12/2013 Roberts et al.
- D700,139 S 2/2014 Chan et al.
- D704,626 S 5/2014 Li
- D705,782 S 5/2014 McParland et al.
- D709,026 S 7/2014 Lee et al.
- D713,785 S 9/2014 Tehrani
- D713,786 S \* 9/2014 Wen ..... D13/108
- 9,197,087 B2 11/2015 Lai
- D749,596 S 2/2016 Khodapanah et al.
- D760,647 S \* 7/2016 Chen ..... D13/103
- D765,070 S 8/2016 Franklin
- D776,050 S 1/2017 Awad et al.
- D782,974 S 4/2017 Ju
- D782,977 S \* 4/2017 Zhang ..... D13/108
- D787,441 S \* 5/2017 Lee ..... D13/108
- D789,358 S 6/2017 Yang et al.

(Continued)

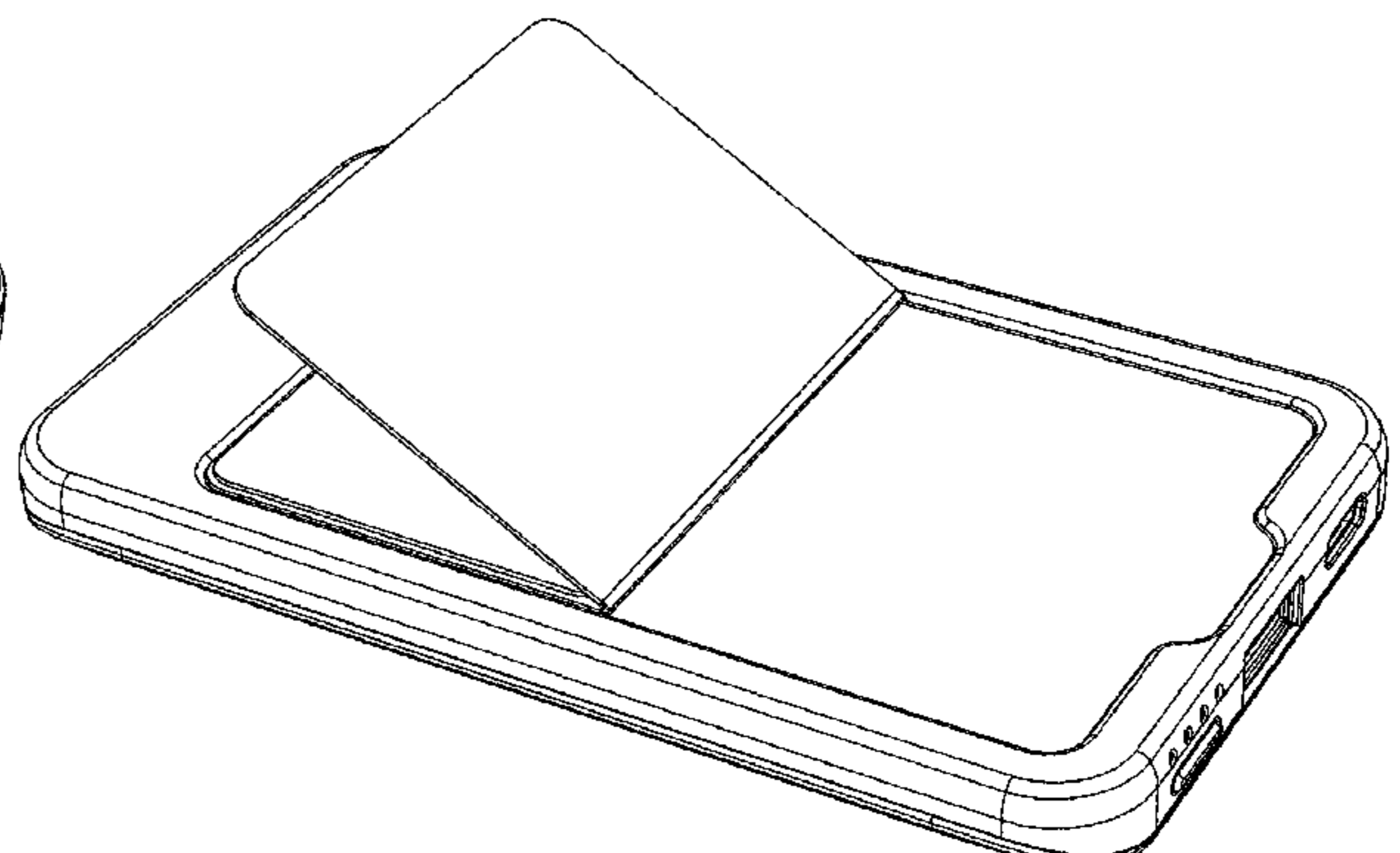
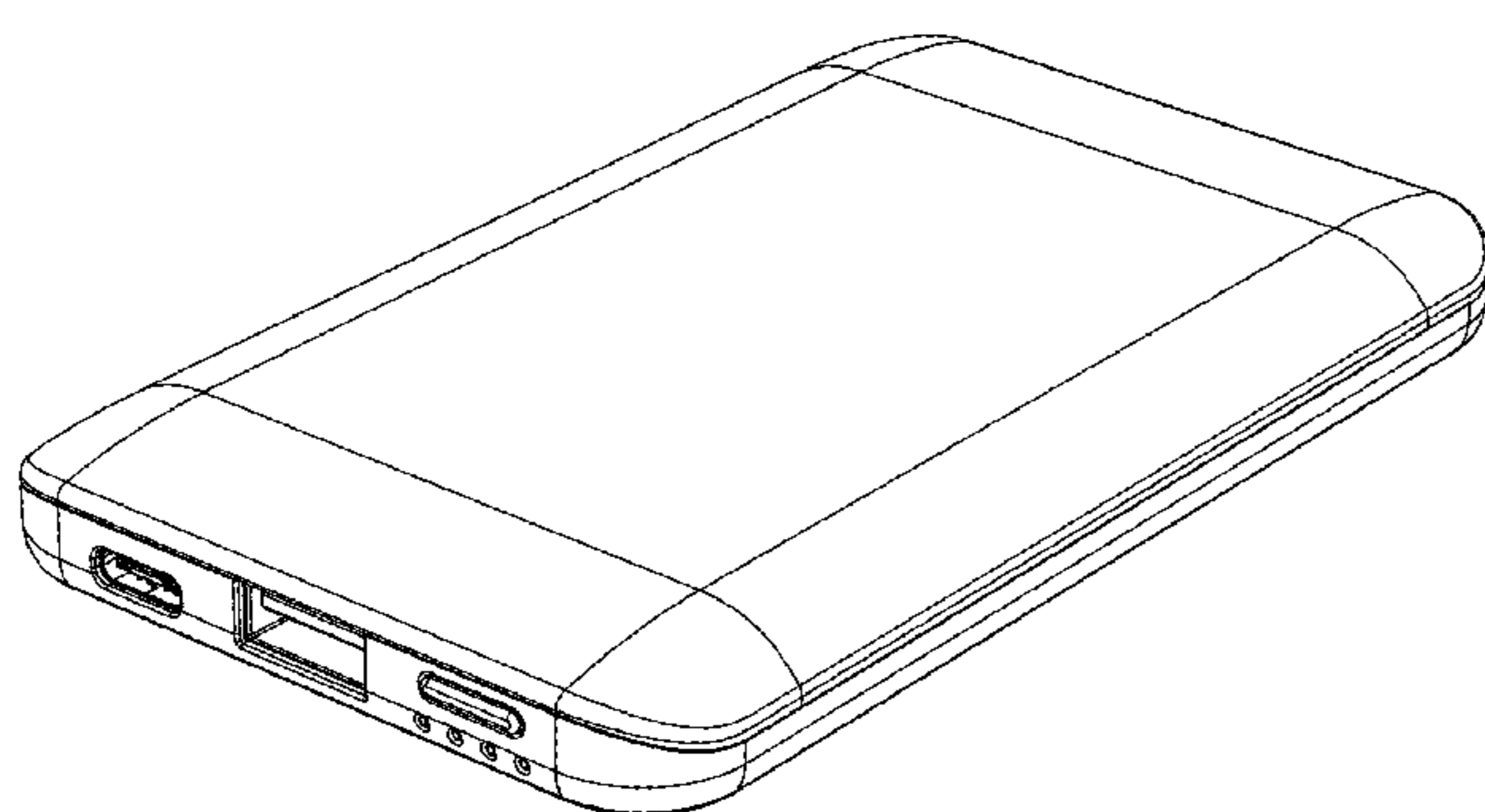
*Primary Examiner* — Rosemary K Tarcza  
(74) *Attorney, Agent, or Firm* — Lathrop GPM LLP

(57) **CLAIM**  
The ornamental design for a portable power charger, as shown and described.

**DESCRIPTION**

FIG. 1 is a front, top perspective view of a portable power charger comprising a new, original and ornamental design; FIG. 2 is a front, bottom perspective view thereof; FIG. 3 is a front, bottom perspective view thereof with a bottom flap folded backwards; FIG. 4 is a top view thereof; FIG. 5 is a bottom view thereof; FIG. 6 is a front end view thereof; FIG. 7 is a back end view thereof; and, FIG. 8 is a left-hand side view thereof, with the right-hand side view being a mirror image thereof.

**1 Claim, 3 Drawing Sheets**



(56)

**References Cited**

## U.S. PATENT DOCUMENTS

9,689,527	B2	6/2017	Franklin	
D791,697	S	7/2017	Precheur	
D792,416	S	7/2017	Tsai	
D804,411	S	12/2017	Lentine	
D828,295	S *	9/2018	Li .....	D13/108
D843,316	S *	3/2019	Zhou .....	D13/108
D858,530	S *	9/2019	Liao .....	D14/434
D873,214	S *	1/2020	Wu .....	D13/108
D875,677	S *	2/2020	Shi .....	D13/108
D877,070	S *	3/2020	Lemelson .....	D13/108
D881,807	S *	4/2020	Xu .....	D13/108
D883,924	S *	5/2020	Chen .....	D13/108
D886,050	S *	6/2020	Zhang .....	D13/108
D888,660	S *	6/2020	Jen .....	D13/108
D896,816	S *	9/2020	Qiu .....	D14/434
D897,953	S *	10/2020	Chen .....	D13/108
D899,360	S *	10/2020	Chen .....	D13/108
D903,588	S *	12/2020	Shoemake .....	D13/108
2006/0052144	A1	3/2006	Seil et al.	
2010/0078536	A1	4/2010	Galvin	
2010/0294818	A1	11/2010	LaFargue et al.	
2011/0291614	A1	12/2011	Yeh	
2013/0026983	A1	1/2013	Yamamoto et al.	
2013/0082543	A1	4/2013	Tang	
2013/0150134	A1	6/2013	Pliner et al.	
2013/0307470	A1	11/2013	Watanabe et al.	
2013/0320913	A1	12/2013	Chen	
2014/0111159	A1	4/2014	Siminoff et al.	
2014/0132206	A1	5/2014	Zhu	
2015/0015196	A1	1/2015	Ormesher et al.	
2016/0003270	A1	1/2016	Franklin	
2016/0072338	A1	3/2016	Makwinski et al.	
2016/0111692	A1	4/2016	Morita et al.	
2018/0269702	A1 *	9/2018	Miller .....	H02J 7/0068
2020/0259368	A1 *	8/2020	Miller .....	H02J 7/0042

\* cited by examiner

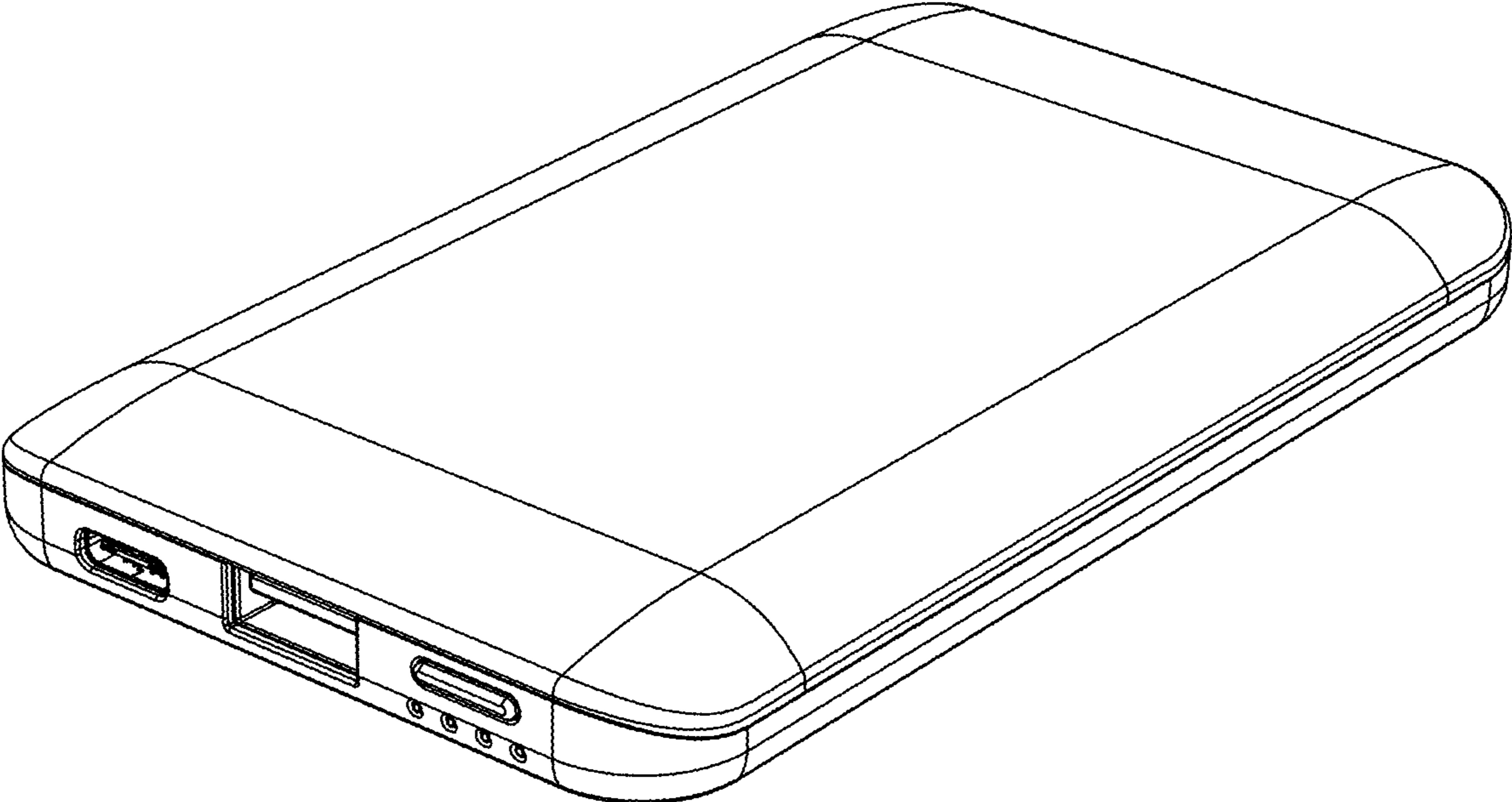


FIG. 1

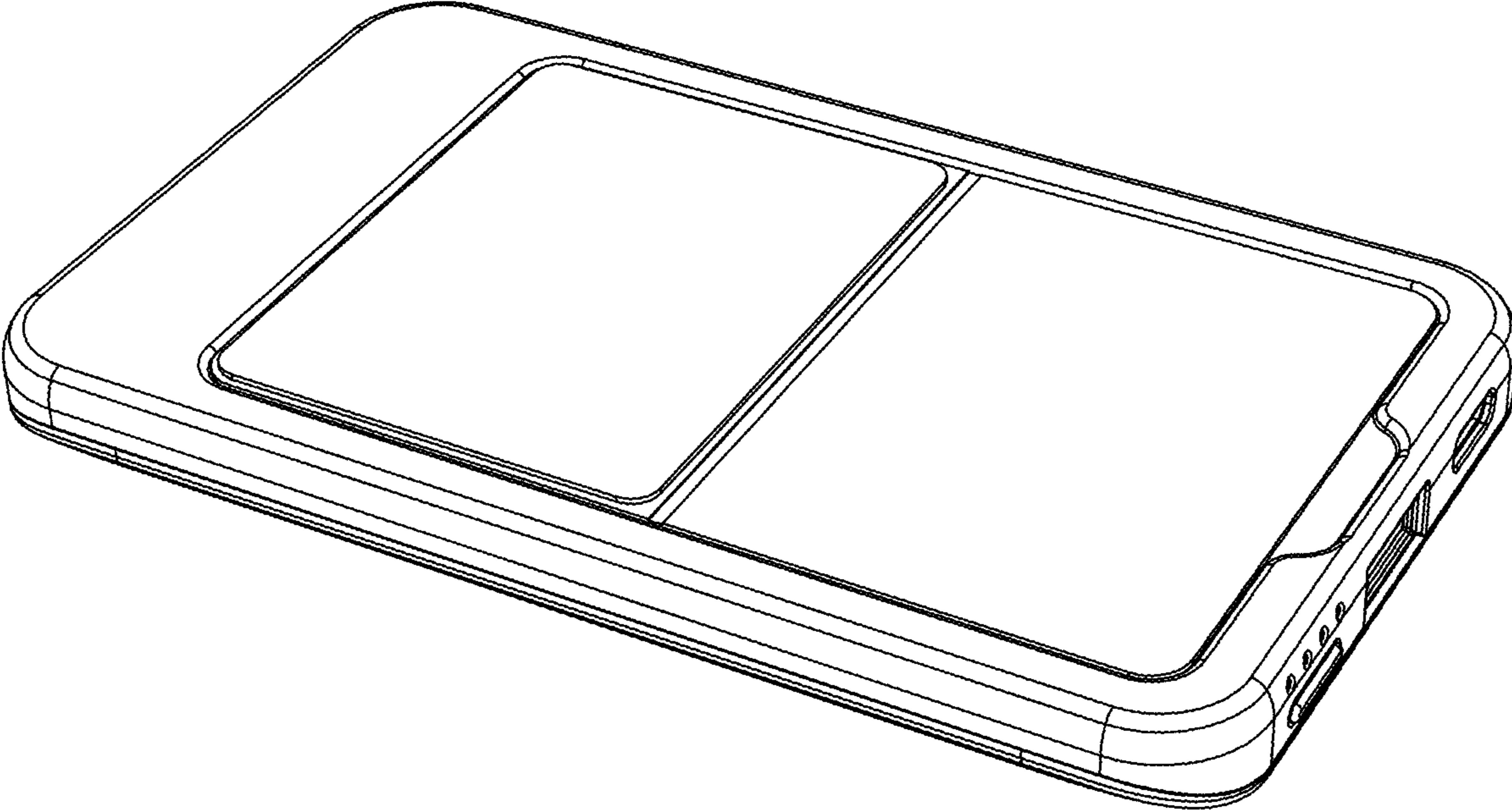


FIG. 2




FIG. 3




FIG. 4




FIG. 5

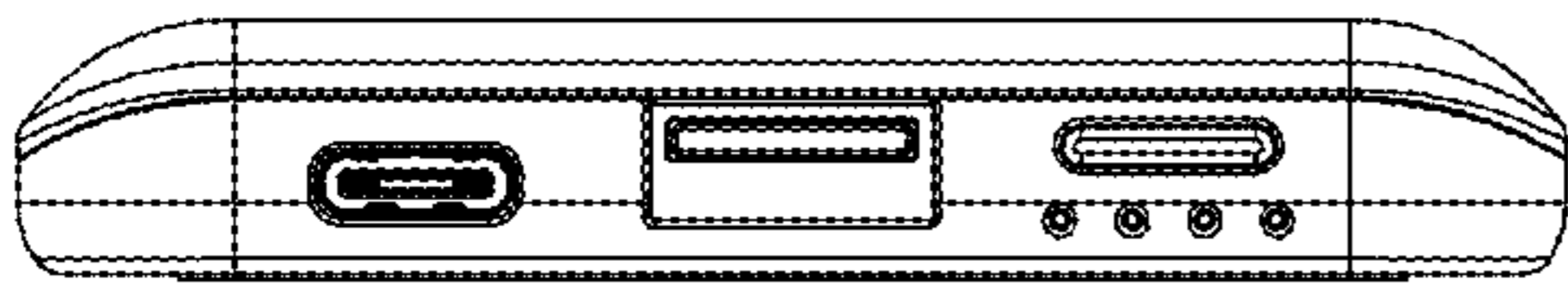


FIG. 6




FIG. 7




FIG. 8