



US00D922312S

(12) **United States Design Patent** (10) **Patent No.:** **US D922,312 S**
Fox et al. (45) **Date of Patent:** **** Jun. 15, 2021**

(54) **SHOULDER FOR A TIRE** D548,173 S 8/2007 Herbeuval et al. D12/579
D554,057 S 10/2007 Brainerd, II et al. D12/605
(71) Applicant: **The Goodyear Tire & Rubber** D556,672 S 12/2007 Umstot et al. D12/579
Company, Akron, OH (US) D556,673 S 12/2007 Missik-Gaffney et al.
D12/579

(72) Inventors: **Shaun Patrick Fox, Medina, OH (US);**
Max Harold Dixon, Kent, OH (US)

(Continued)

(73) Assignee: **The Goodyear Tire & Rubber**
Company, Akron, OH (US)

FOREIGN PATENT DOCUMENTS

JP 1506082 S 9/2014
KR 300914085 S 7/2017

(**) Term: **15 Years**

OTHER PUBLICATIONS

(21) Appl. No.: **29/715,392**

Japanese Decision to Grant received by Applicant dated Sep. 15, 2020.

(22) Filed: **Dec. 2, 2019**

(Continued)

(51) **LOC (13) Cl.** **12-15**

(52) **U.S. Cl.**
USPC **D12/605**

Primary Examiner — Michelle E. Wilson

Assistant Examiner — Clese Moore, Jr.

(58) **Field of Classification Search**
USPC D12/604, 605
CPC B60C 13/00; B60C 1/00
See application file for complete search history.

(74) *Attorney, Agent, or Firm* — Robert N. Lipsik

(57) **CLAIM**

The ornamental design for a shoulder for a tire, as shown and described.

(56) **References Cited**

DESCRIPTION

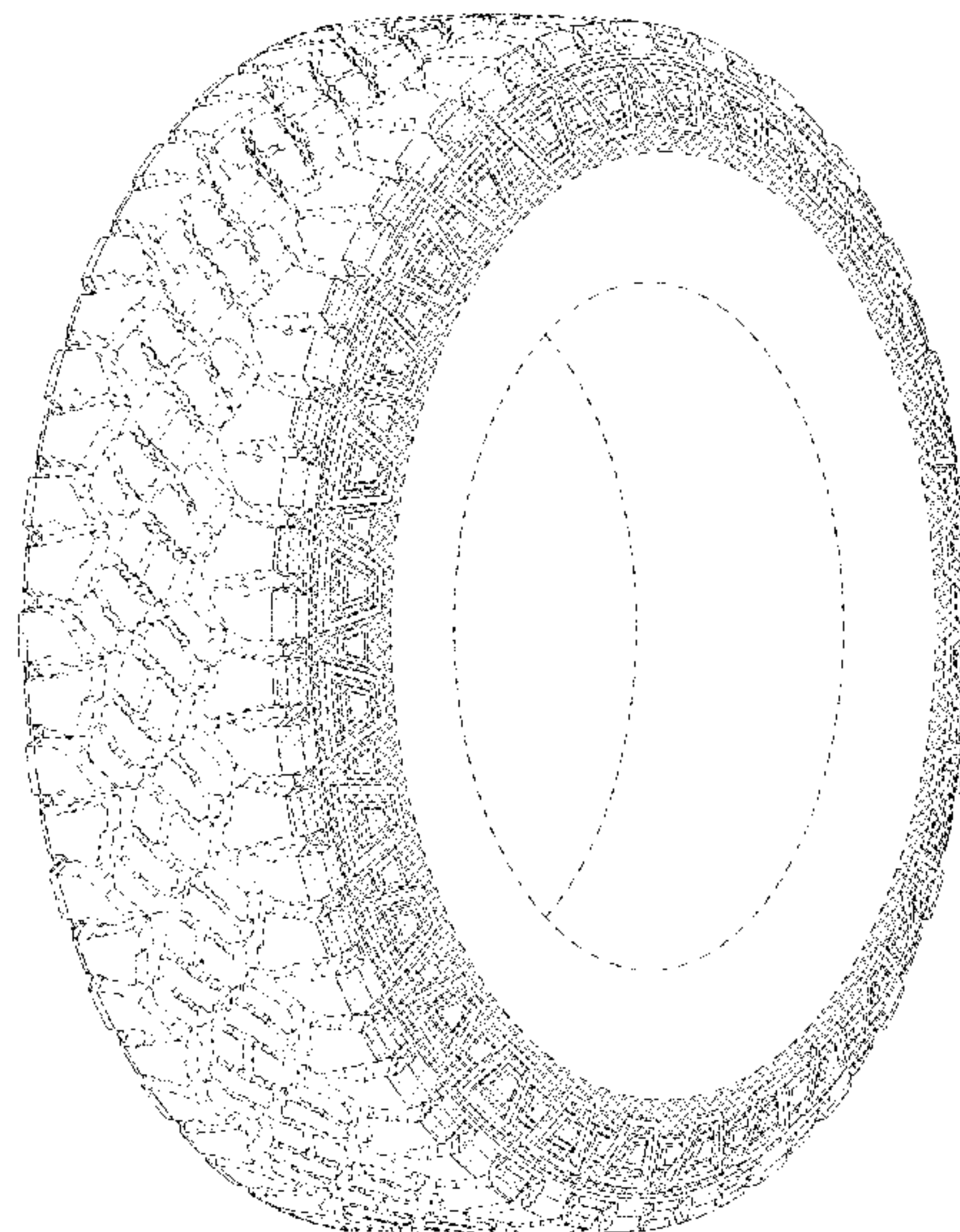
U.S. PATENT DOCUMENTS

D325,014 S 3/1992 Galante et al. D12/147
D326,075 S 5/1992 Covert et al. D12/147
D414,727 S 10/1999 Brown et al. D12/146
D430,517 S 9/2000 Allison D12/147
D432,060 S * 10/2000 Baker D12/605
D442,128 S * 5/2001 Allison D12/605
D447,449 S * 9/2001 Guspodin D12/605
D449,803 S * 10/2001 Guspodin D12/605
D455,682 S * 4/2002 Hutz D12/605
D456,343 S 4/2002 Allison D12/579
D460,410 S * 7/2002 Thrasher D12/605
D488,772 S 4/2004 Kunos et al. D12/602
D495,294 S 8/2004 Ochi et al. D12/604
D504,657 S 5/2005 Allen et al. D12/579
D516,012 S 2/2006 Miller et al. D12/579
D516,999 S 3/2006 Miller et al. D12/579
D548,172 S 8/2007 Dixon et al. D12/579

FIG. 1 is a perspective view of a shoulder for a tire showing our new design, it being understood that the pattern repeats uniformly throughout the circumference of the tread; FIG. 2 is a front elevational view thereof; FIG. 3 is a right side elevational view thereof; the left side elevational view being identical thereto; and, FIG. 4 is an enlarged fragmentary front elevational view thereof.

In the drawings, the broken lines immediately adjacent to the outer edges of the tire shoulder represent boundaries of the claim, and the broken lines depict environmental subject matter only and form no part of the claimed design.

1 Claim, 4 Drawing Sheets



(56)

References Cited

U.S. PATENT DOCUMENTS

D558,664 S 1/2008 Herbeuval et al. D12/579
 D563,311 S 3/2008 Brainerd, II et al. D12/605
 D563,312 S 3/2008 Brainerd, II et al. D12/605
 D568,233 S 5/2008 Dixon et al. D12/512
 D575,728 S 8/2008 Harvey D12/605
 D577,331 S * 9/2008 Ochi D12/605
 D578,953 S 10/2008 Umstot et al. D12/512
 D578,956 S 10/2008 Dixon et al. D12/579
 D578,957 S 10/2008 Bonko et al. D12/579
 D591,225 S 4/2009 Ashton et al. D12/600
 D591,226 S 4/2009 Shondel et al. D12/600
 D610,532 S 2/2010 Brainerd, II et al. D12/605
 D610,533 S * 2/2010 Ochi D12/605
 D615,031 S 5/2010 Osaka D12/605
 D642,512 S 8/2011 Jacobs D12/600
 D653,200 S 1/2012 Kuwano D12/605
 D663,259 S 7/2012 Umstot et al.
 D664,915 S 8/2012 Maxwell et al. D12/605
 D667,362 S 9/2012 Hughes et al. D12/579
 D670,642 S 11/2012 Maxwell et al. D12/605
 D682,190 S 5/2013 Uphouse et al. D12/600
 D713,328 S 9/2014 Umstot et al. D12/579
 D713,329 S 9/2014 Dixon et al. D12/579
 D730,272 S 5/2015 Fleckner D12/600
 D732,463 S 6/2015 Petr et al. D12/579
 D732,467 S 6/2015 Schimmoeller et al. D12/600
 D736,699 S 8/2015 Dixon et al. D12/605
 D741,253 S 10/2015 Lundgren D12/600
 D757,643 S 5/2016 Dixon et al. D12/605
 D763,781 S 8/2016 Ashton et al. D12/579
 D763,786 S * 8/2016 Mathis D12/605
 D766,166 S 9/2016 Uphouse D12/579
 D767,474 S 9/2016 Reim et al. D12/579
 D771,557 S 11/2016 Leocadio et al. D12/594

D772,796 S 11/2016 Jacobs et al. D12/600
 D775,066 S 12/2016 Sullivan et al. D12/599
 D776,046 S * 1/2017 Dixon D12/605
 D776,609 S 1/2017 Shondel D12/605
 D779,425 S 2/2017 Scheifele D12/605
 D780,098 S 2/2017 Sareen D12/579
 D784,918 S 4/2017 Liu D12/594
 D788,026 S * 5/2017 Lundgren D12/605
 D788,695 S * 6/2017 Scheifele D12/605
 D805,469 S * 12/2017 Sato D12/605
 D816,018 S 4/2018 Chiang et al. D12/579
 D827,562 S 9/2018 Rogers et al. D12/605
 D832,188 S 10/2018 Kochanck D12/512
 D834,512 S * 11/2018 Sakamoto D12/605
 D842,235 S 3/2019 Shondel D12/605
 D846,488 S * 4/2019 Dixon D12/605
 D847,088 S * 4/2019 Scheifele D12/605
 D848,942 S * 5/2019 Scheifele D12/605
 D851,027 S * 6/2019 Yoshida D12/605
 D852,129 S * 6/2019 Tio D12/605
 D855,559 S * 8/2019 Sakamoto D12/604
 D861,588 S * 10/2019 Nagamoto D12/605
 D863,215 S * 10/2019 Hoshino D12/605

OTHER PUBLICATIONS

U.S. Appl. No. 29/667,093, filed Oct. 18, 2018, Davis, et al.
 U.S. Appl. No. 29/669,253, filed Nov. 7, 2018, Digman, et al.
 U.S. Appl. No. 29/669,458, filed Nov. 8, 2018, Shondel, et al.
 U.S. Appl. No. 29/677,113, filed Jan. 17, 2019, Shondel, et al.
 U.S. Appl. No. 29/689,255, filed Apr. 29, 2019, Digman, et al.
 U.S. Appl. No. 29/702,509, filed Aug. 20, 2019, Shondel.
 U.S. Appl. No. 29/705,347, filed Sep. 11, 2019, Dixon, et al.
 U.S. Appl. No. 29/706,689, filed Sep. 23, 2019, Shondel.
 U.S. Appl. No. 29/711,464, filed Oct. 31, 2019, Schoeppner, et al.

* cited by examiner

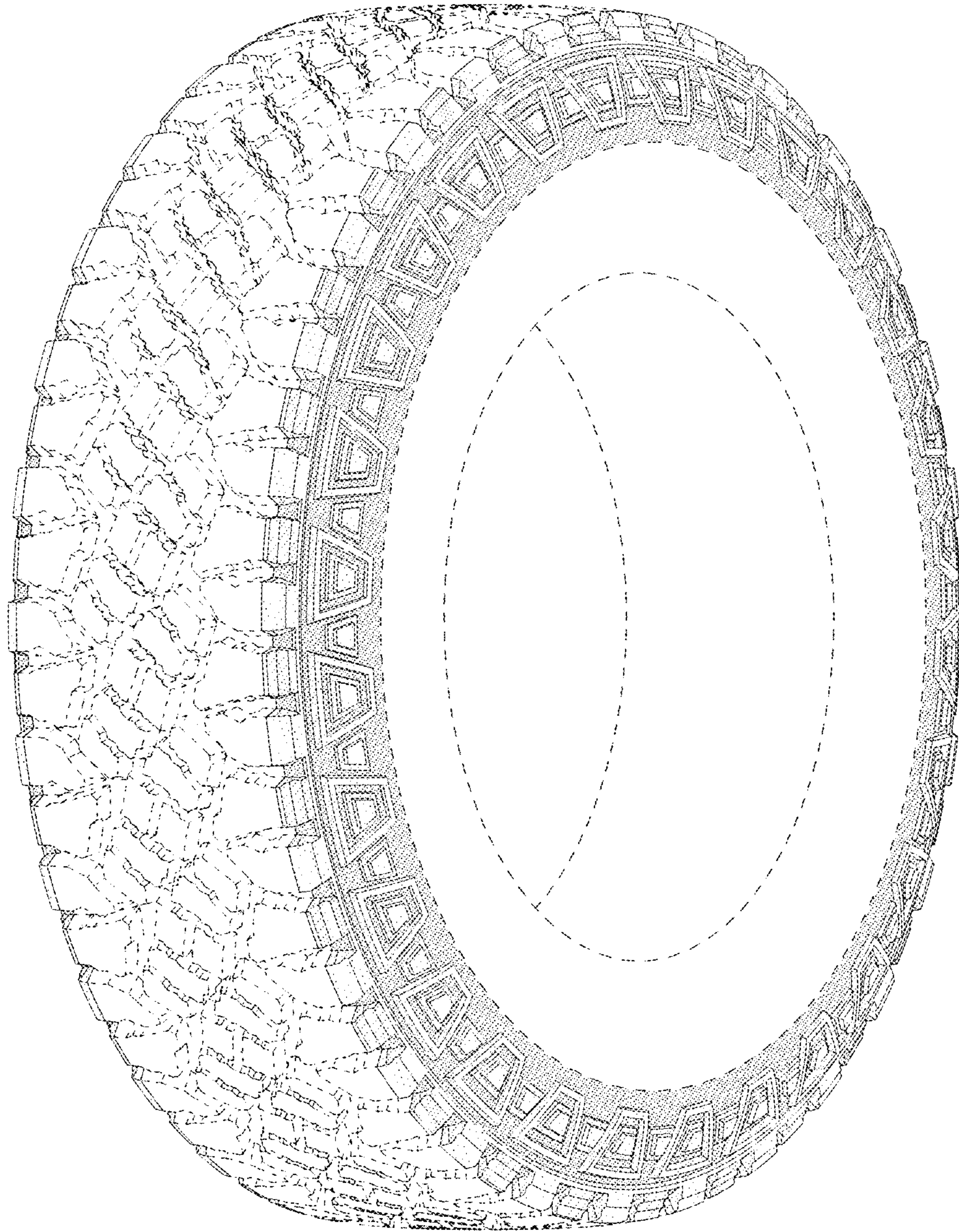


FIG - 1

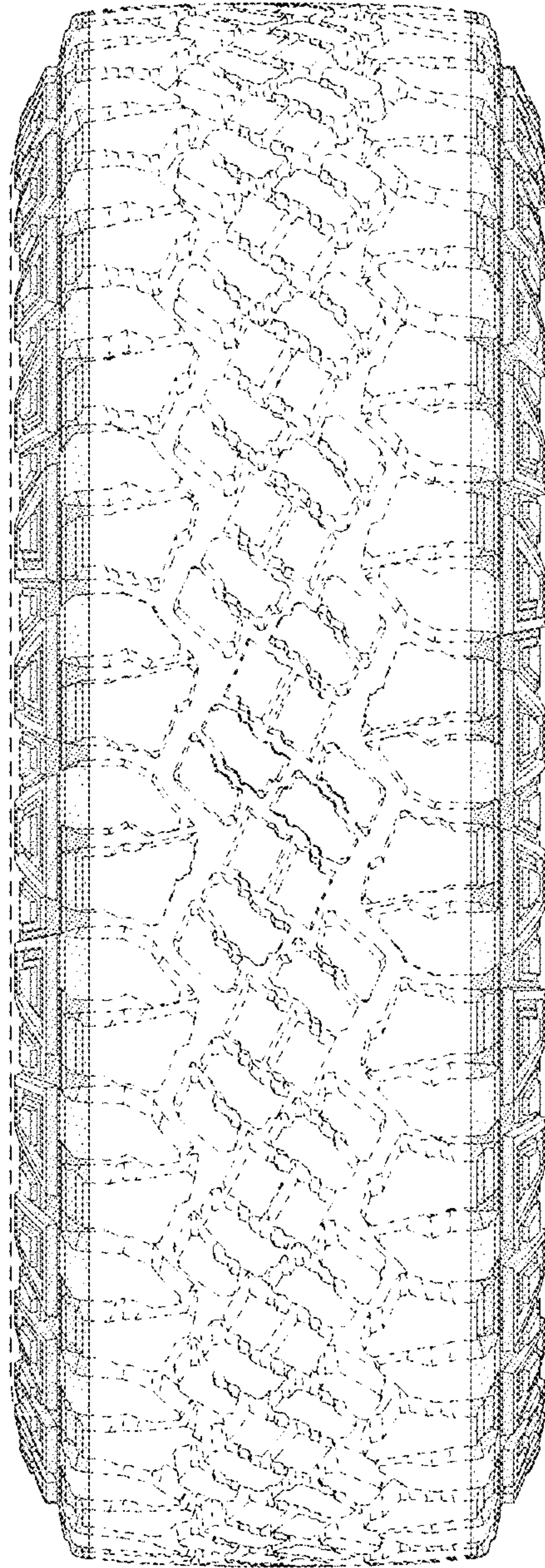


FIG - 2




FIG - 3

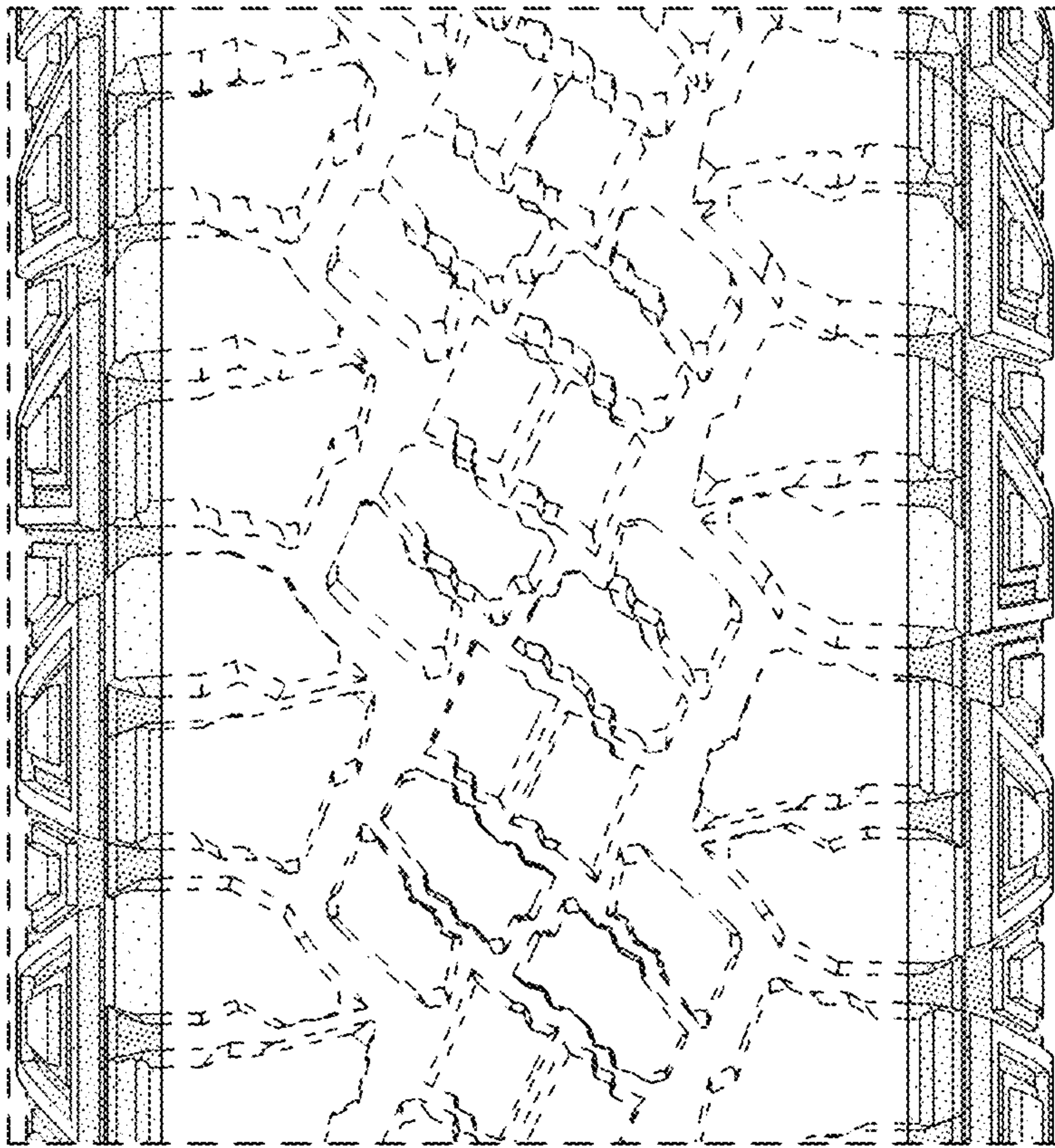


FIG - 4