



US00D922310S

(12) **United States Design Patent** (10) **Patent No.:** **US D922,310 S**
Schoeppner et al. (45) **Date of Patent:** **** Jun. 15, 2021**

(54) **SHOULDER FOR A TIRE** D504,657 S 5/2005 Allen et al. D12/579
D516,012 S 2/2006 Miller et al. D12/579
(71) Applicant: **The Goodyear Tire & Rubber** D516,999 S 3/2006 Miller et al. D12/579
Company, Akron, OH (US) D548,172 S 8/2007 Dixon et al. D12/579
D556,124 S 11/2007 Thum et al. D12/579
(72) Inventors: **Nicholas Thomas Schoeppner**, Canton, OH (US); **Amy Lynn Buehner**, North Royalton, OH (US) D556,672 S 12/2007 Umstot et al. D12/579
D556,673 S 12/2007 Missik-Gaffney et al. D12/579
D556,674 S 12/2007 Missik-Gaffney et al. D12/579
(73) Assignee: **The Goodyear Tire & Rubber** D563,311 S 3/2008 Brainerd, II et al. D12/605
Company, Akron, OH (US) (Continued)

(**) Term: **15 Years**

(21) Appl. No.: **29/711,464**

(22) Filed: **Oct. 31, 2019**

(51) **LOC (13) Cl.** **12-15**

(52) **U.S. Cl.**
USPC **D12/605**

(58) **Field of Classification Search**
USPC D12/604, 605
CPC B60C 13/00; B60C 1/00
See application file for complete search history.

(56) **References Cited**

U.S. PATENT DOCUMENTS

D325,013 S	3/1992	Vaughn-Lindner et al.	D12/147
D325,014 S	3/1992	Galante et al.	D12/147
D326,075 S	5/1992	Covert et al.	D12/147
D413,287 S	8/1999	Brown et al.	D12/147
D414,727 S	10/1999	Brown et al.	D12/146
D432,060 S	10/2000	Baker	D12/152
D442,128 S *	5/2001	Allison	D12/605
D447,449 S	9/2001	Guspodin	D12/152
D449,803 S	10/2001	Guspodin et al.	D12/147
D454,815 S	3/2002	Guspodin et al.	D12/152
D455,682 S *	4/2002	Hutz	D12/605
D460,410 S *	7/2002	Thrasher	D12/605
D488,122 S	4/2004	Palo et al.	D12/503
D488,772 S	4/2004	Kunos et al.	D12/602
D495,294 S	8/2004	Ochi et al.	D12/604

OTHER PUBLICATIONS

U.S. Appl. No. 29/667,093, filed Oct. 18, 2018, Davis, et al., Goodyear Docket No. GYP2018-288.

(Continued)

Primary Examiner — Michelle E. Wilson

Assistant Examiner — Clese Moore, Jr.

(74) *Attorney, Agent, or Firm* — Robert N. Lipsik

(57) **CLAIM**

The ornamental Design for a shoulder for a tire, as shown and described.

DESCRIPTION

FIG. 1 is a perspective view of a shoulder for a tire showing our new design, it being understood that the pattern repeats uniformly throughout the circumference of the tread;

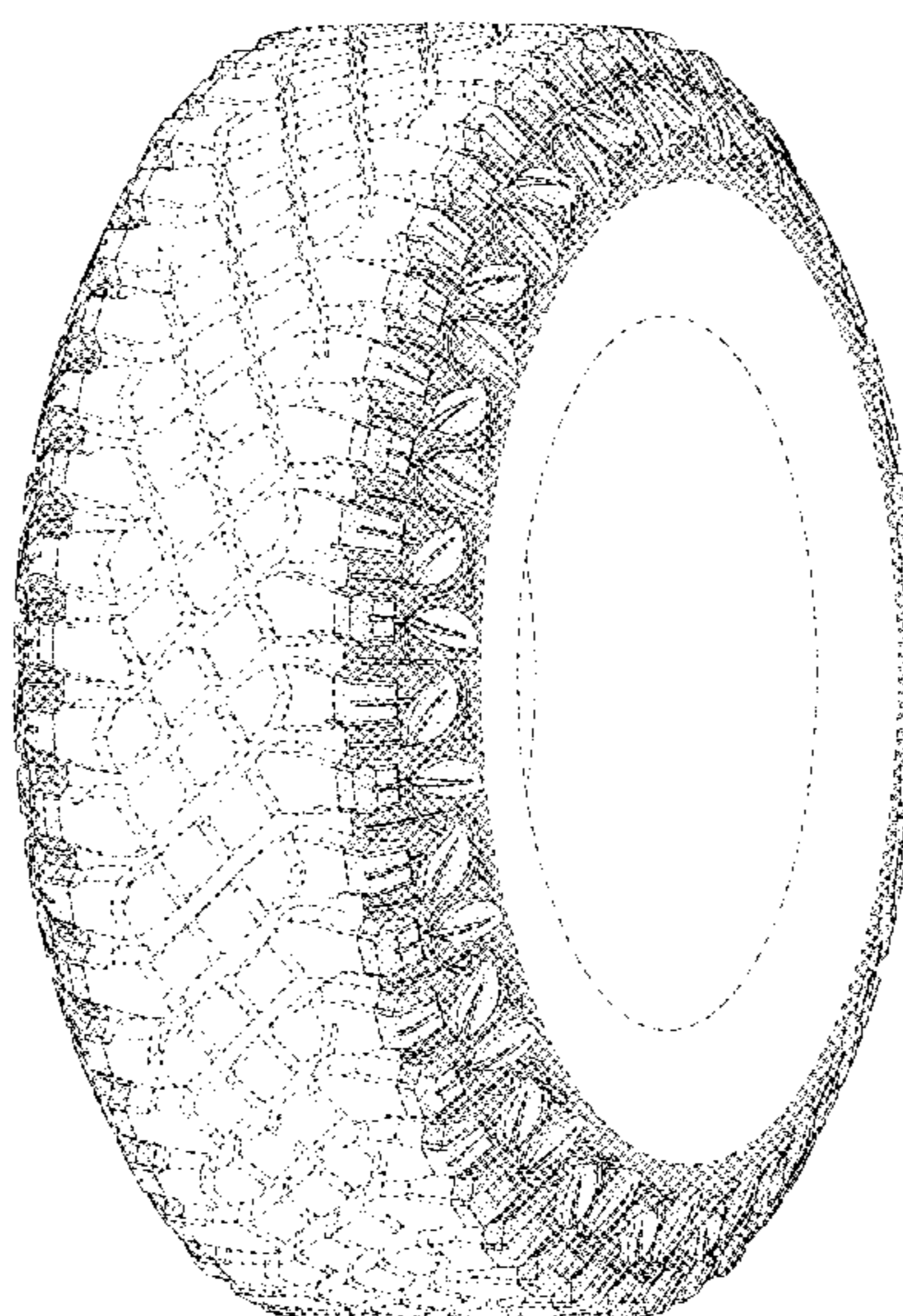
FIG. 2 is a front elevational view thereof;

FIG. 3 is a right side elevational view thereof; the left side elevational view being identical thereto; and,

FIG. 4 is an enlarged fragmentary front elevational view thereof.

In the drawings, the broken lines immediately adjacent to the outer edges of the tire shoulder represent boundaries of the claim, and the broken lines depict environmental subject matter only and form no part of the claimed design.

1 Claim, 4 Drawing Sheets



(56)

References Cited

U.S. PATENT DOCUMENTS

D563,312 S 3/2008 Brainerd, II et al. D12/605
 D568,233 S 5/2008 Dixon et al. D12/512
 D575,728 S 8/2008 Harvey D12/605
 D577,331 S 9/2008 Ochi D12/605
 D577,663 S * 9/2008 Klein D12/605
 D578,953 S 10/2008 Umstot et al. D12/512
 D578,956 S 10/2008 Dixon et al. D12/579
 D578,957 S 10/2008 Bonko et al. D12/579
 D591,225 S 4/2009 Ashton et al. D12/600
 D595,643 S * 7/2009 Ochi D12/605
 D597,024 S * 7/2009 Ochi D12/605
 D610,532 S 2/2010 Brainerd, II et al. D12/605
 D610,533 S * 2/2010 Ochi D12/605
 D615,031 S 5/2010 Osaka D12/605
 D623,588 S * 9/2010 Swartzwelder D12/605
 D653,200 S * 1/2012 Kuwano D12/605
 D664,915 S 8/2012 Maxwell et al. D12/605
 D667,782 S 9/2012 Mukai D12/605
 D670,642 S 11/2012 Maxwell et al. D12/605
 D699,665 S 2/2014 Maxwell et al. D12/605
 D712,820 S * 9/2014 Hutz D12/605
 D713,328 S 9/2014 Umstot et al. D12/579
 D713,329 S 9/2014 Dixon et al. D12/579
 D729,155 S 5/2015 Jacobs D12/600
 D730,272 S 5/2015 Fleckner D12/600
 D732,467 S 6/2015 Schimmoeller et al. D12/600
 D736,699 S 8/2015 Dixon et al. D12/605
 D744,415 S * 12/2015 Kiwaki D12/605
 D757,643 S 5/2016 Dixon et al. D12/605
 D763,786 S * 8/2016 Mathis D12/605
 D766,166 S 9/2016 Uphouse D12/579
 D771,557 S 11/2016 Leocadio et al. D12/594
 D772,796 S 11/2016 Jacobs et al. D12/600

D776,046 S * 1/2017 Dixon D12/605
 D776,609 S 1/2017 Shondel D12/605
 D779,425 S * 2/2017 Scheifele D12/605
 D780,098 S 2/2017 Sareen D12/579
 D784,918 S 4/2017 Liu D12/594
 D788,026 S * 5/2017 Lundgren D12/605
 D788,695 S * 6/2017 Scheifele D12/605
 D805,469 S * 12/2017 Sato D12/605
 D811,319 S 2/2018 Haas et al. D12/579
 D826,144 S * 8/2018 Ishigaki D12/605
 D827,562 S 9/2018 Rogers et al. D12/605
 D832,188 S 10/2018 Kochanek D12/512
 D834,512 S * 11/2018 Sakamoto D12/605
 D842,235 S 3/2019 Shondel D12/605
 D846,488 S * 4/2019 Dixon D12/605
 D847,088 S * 4/2019 Scheifele D12/605
 D851,027 S * 6/2019 Yoshida D12/605
 D852,129 S * 6/2019 Tio D12/605
 D861,581 S 10/2019 Roth et al. D12/579
 D863,215 S * 10/2019 Hoshino D12/605

OTHER PUBLICATIONS

U.S. Appl. No. 29/669,253, filed Nov. 7, 2018, Digman, et al.,
 Goodyear Docket No. GYP2018-290.
 U.S. Appl. No. 29/669,458, filed Nov. 8, 2018, Shondel, et al.,
 Goodyear Docket No. GYP2018-300.
 U.S. Appl. No. 29/677,113, filed Jan. 17, 2019, Shondel, et al.,
 Goodyear Docket No. GYP2019-009.
 U.S. Appl. No. 29/689,255, filed Apr. 29, 2019, Digman, et al.
 U.S. Appl. No. 29/702,509, filed Aug. 20, 2019, Shondel.
 U.S. Appl. No. 29/705,347, filed Sep. 11, 2019, Dixon, et al.
 U.S. Appl. No. 29/706,689, filed Sep. 23, 2019, Shondel.

* cited by examiner

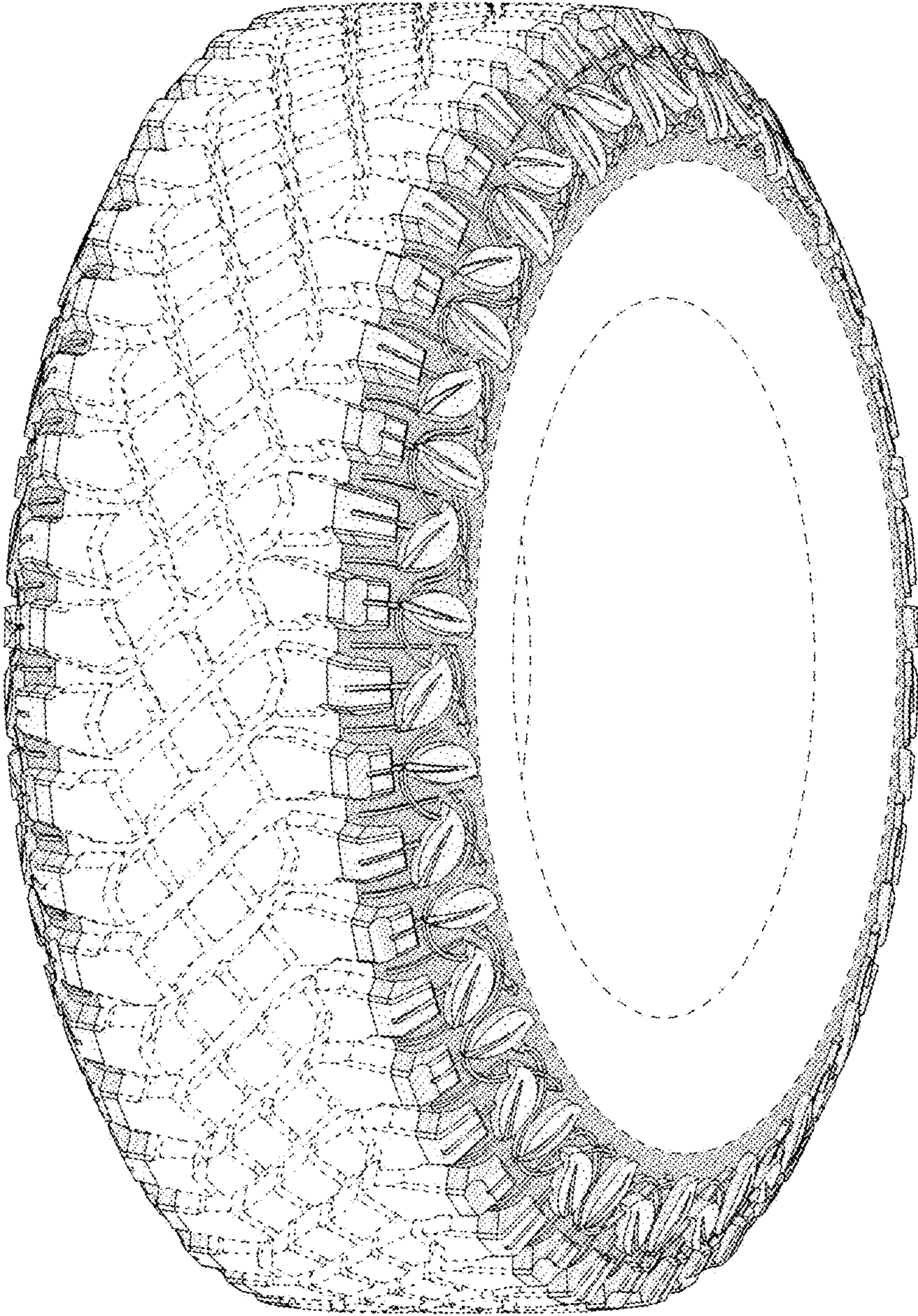


FIG - 1

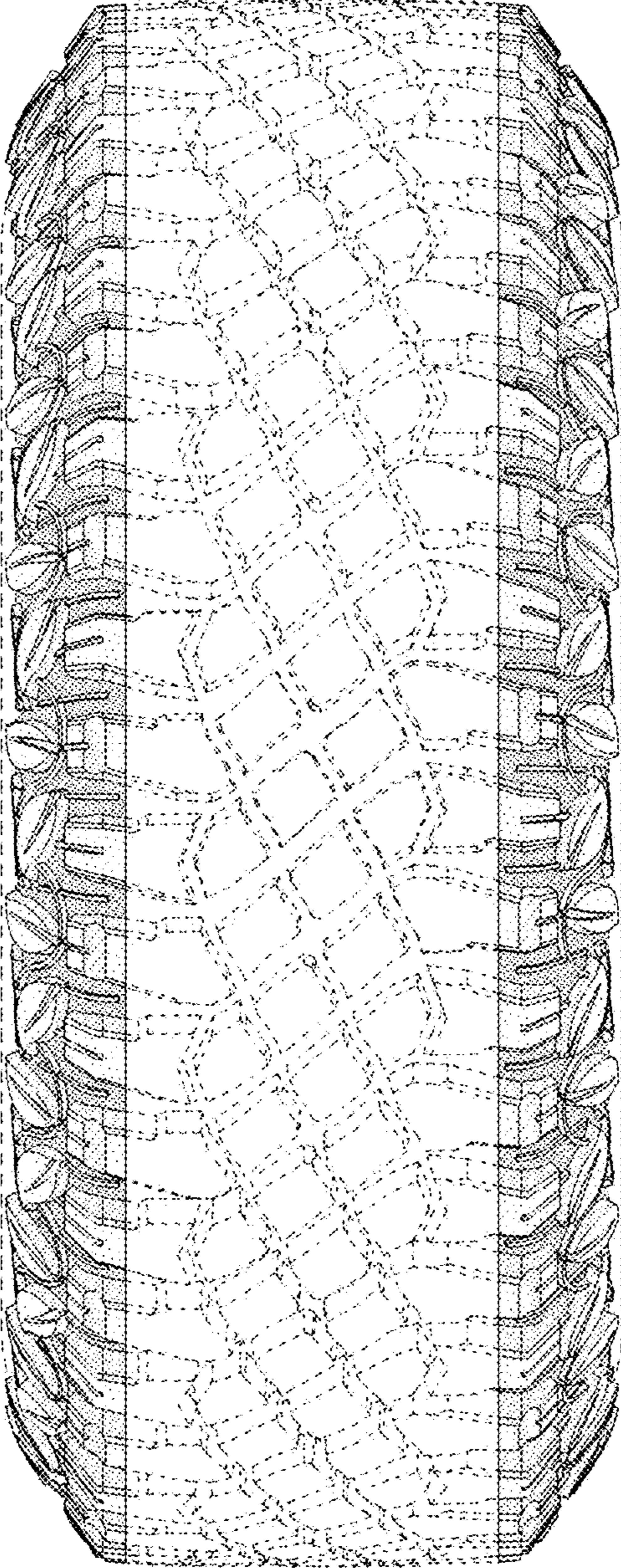


FIG - 2




FIG - 3

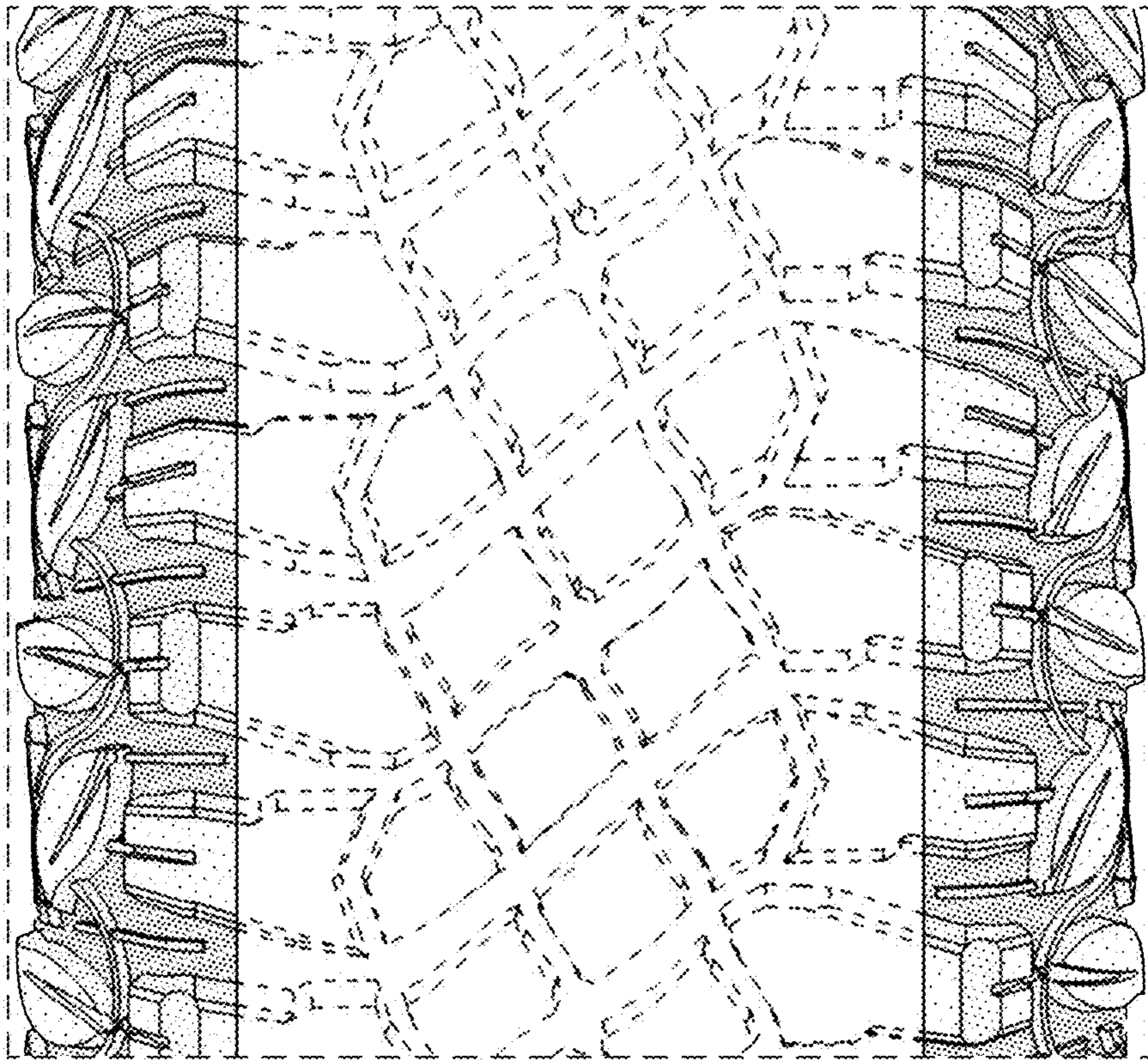


FIG - 4