



US00D922308S

(12) **United States Design Patent** (10) **Patent No.:** **US D922,308 S**  
**Son** (45) **Date of Patent:** **\*\* Jun. 15, 2021**

(54) **TIRE TREAD**  
(71) Applicant: **HANKOOK TIRE & TECHNOLOGY CO., LTD.**, Seoul (KR)  
(72) Inventor: **Su Jin Son**, Seoul (KR)  
(73) Assignee: **Hankook Tire & Technology Co., Ltd.**, Seoul (KR)  
(\*\*) Term: **15 Years**  
(21) Appl. No.: **29/718,622**  
(22) Filed: **Dec. 26, 2019**  
(30) **Foreign Application Priority Data**  
Aug. 26, 2019 (KR) ..... 30-2019-0040687  
(51) **LOC (13) Cl.** ..... **12-15**  
(52) **U.S. Cl.**  
USPC ..... **D12/563**  
(58) **Field of Classification Search**  
USPC ..... D12/533-567  
CPC ..... B60C 11/0302; B60C 2011/0339-0355;  
B60C 2011/0358-0372; B60C 2011/0374-0379; B60C 2011/0381-0383;  
B60C 2011/0386-0397  
See application file for complete search history.

(56) **References Cited**  
U.S. PATENT DOCUMENTS  
D379,449 S \* 5/1997 Graas ..... D12/563  
D591,221 S \* 4/2009 Fontaine ..... D12/563  
D766,813 S \* 9/2016 Wang ..... D12/545  
D778,230 S \* 2/2017 Haanketo ..... D12/564  
D780,672 S \* 3/2017 Yoon ..... D12/563  
D806,000 S \* 12/2017 Diensthuber ..... D12/564  
D812,548 S \* 3/2018 Raatikainen ..... D12/564  
D832,195 S \* 10/2018 de Briey-Terlinden ..... D12/564  
D848,934 S \* 5/2019 Raatikainen ..... D12/563

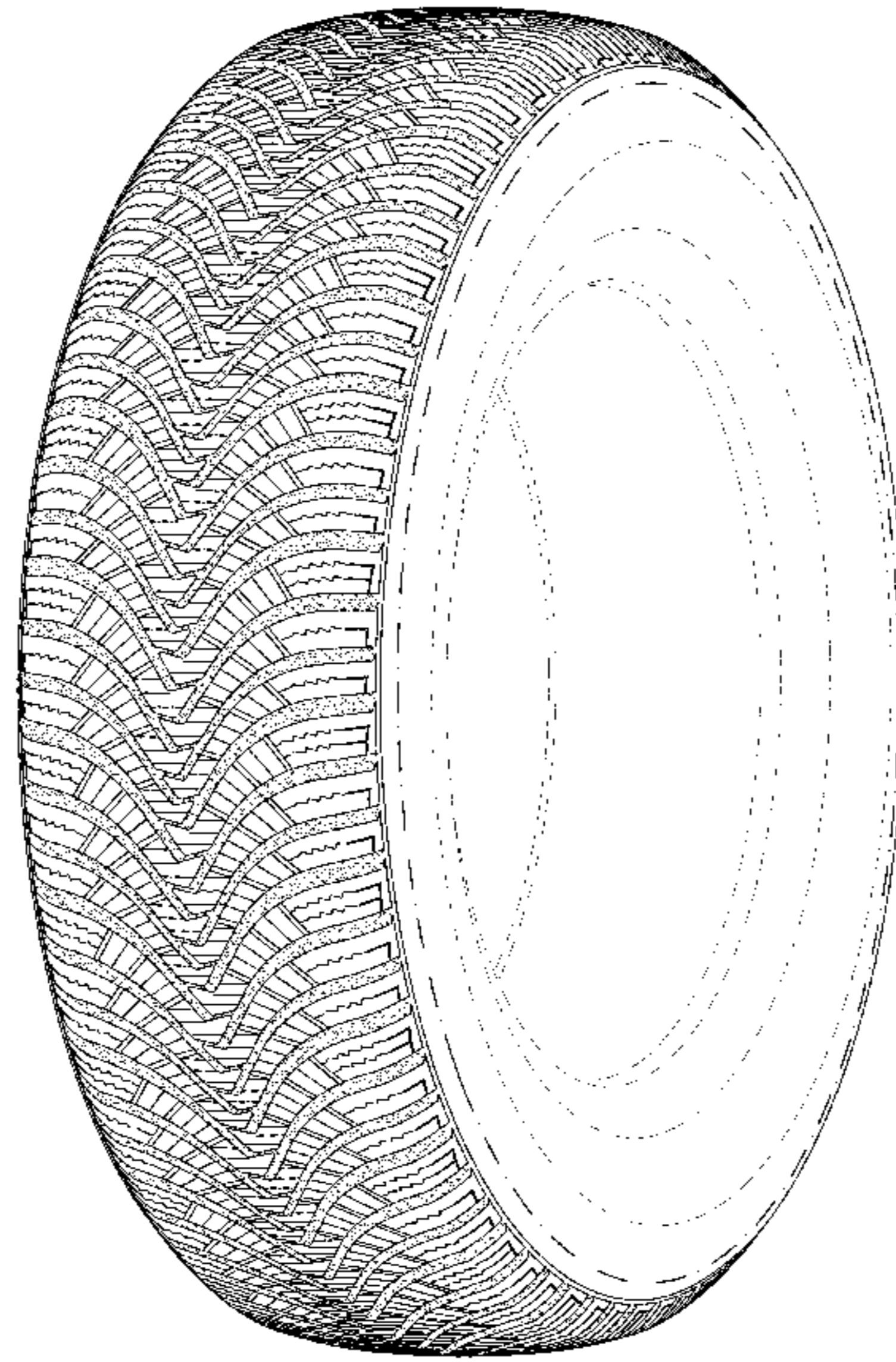
D868,678 S \* 12/2019 Geelen ..... D12/564  
D871,315 S \* 12/2019 De Liddo ..... D12/564  
D894,102 S \* 8/2020 Pribula ..... D12/564  
D895,534 S \* 9/2020 Sparacino ..... D12/545  
D896,161 S \* 9/2020 Koetter ..... D12/563  
D897,938 S \* 10/2020 Kawakita ..... D12/545  
D900,010 S \* 10/2020 Koetter ..... D12/545  
D900,712 S \* 11/2020 Santangeli ..... D12/545  
D904,970 S \* 12/2020 Tikka ..... D12/545

\* cited by examiner  
*Primary Examiner* — George D. Kirschbaum  
*Assistant Examiner* — Joseph J Kukella  
(74) *Attorney, Agent, or Firm* — Hamre, Schumann, Mueller & Larson, P.C.

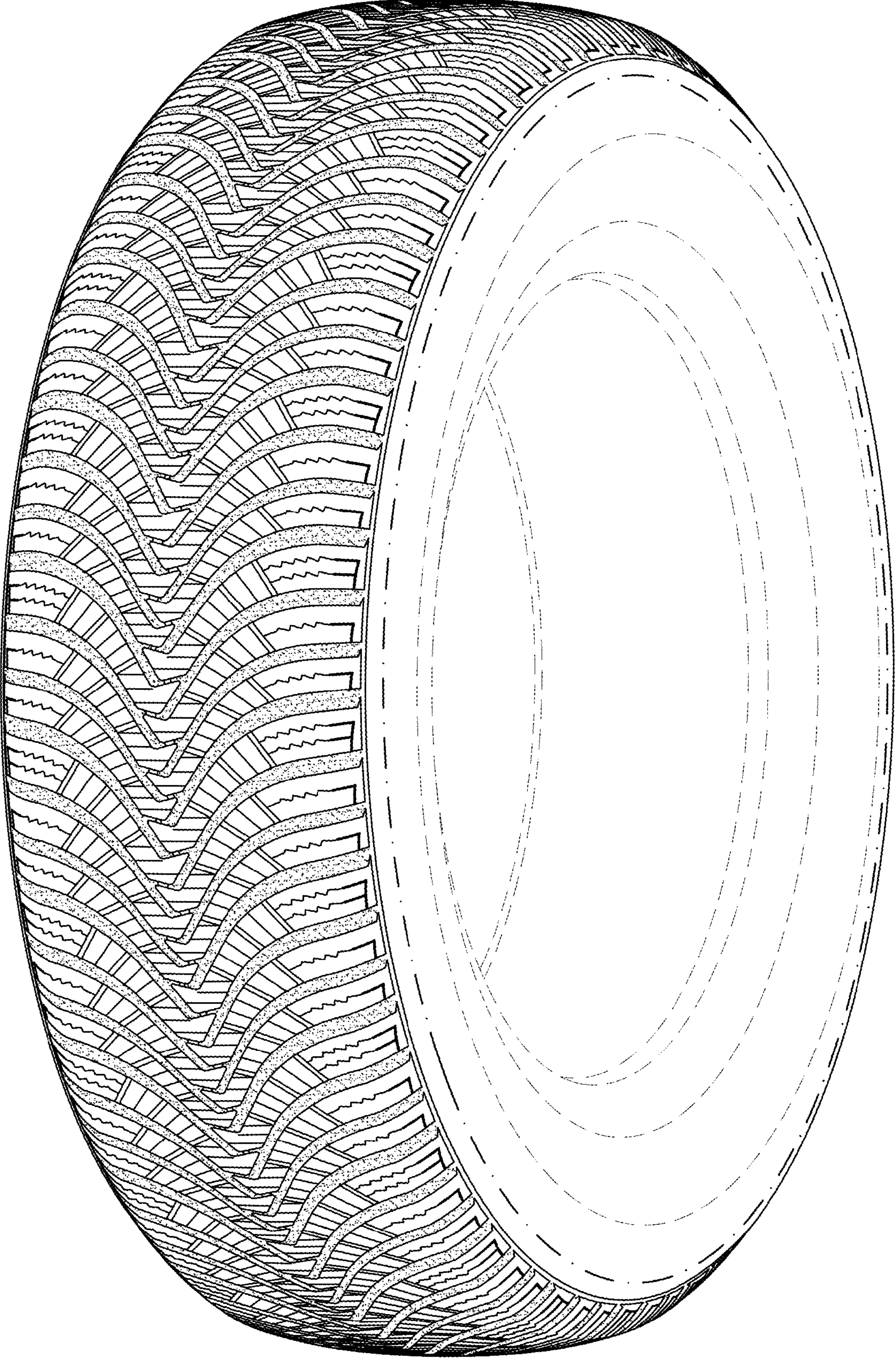
(57) **CLAIM**  
The ornamental design for a tire tread, as shown and described.

**DESCRIPTION**  
FIG. 1 is a perspective view of a tire tread showing my new design, it being understood that the pattern is repeated uniformly throughout the circumference of the tread; FIG. 2 is a front elevational view thereof; a top plan view thereof is identical to the front elevational view; and a bottom plan view thereof is identical to the front elevational view; FIG. 3 is a rear elevational view thereof; FIG. 4 is a left side view thereof; and, FIG. 5 is an enlarged fragmentary view of the portion from upper 5-5 to lower 5-5 in FIG. 2. The broken lines illustrate environmental subject matter only and form no part of the claimed design. The dash-dot-dash broken lines define the boundary of the tire tread and form no part of the claimed design. Surface shading lines and stippling in the drawings depict the character or contour of the surfaces represented and form no part of the claimed design.

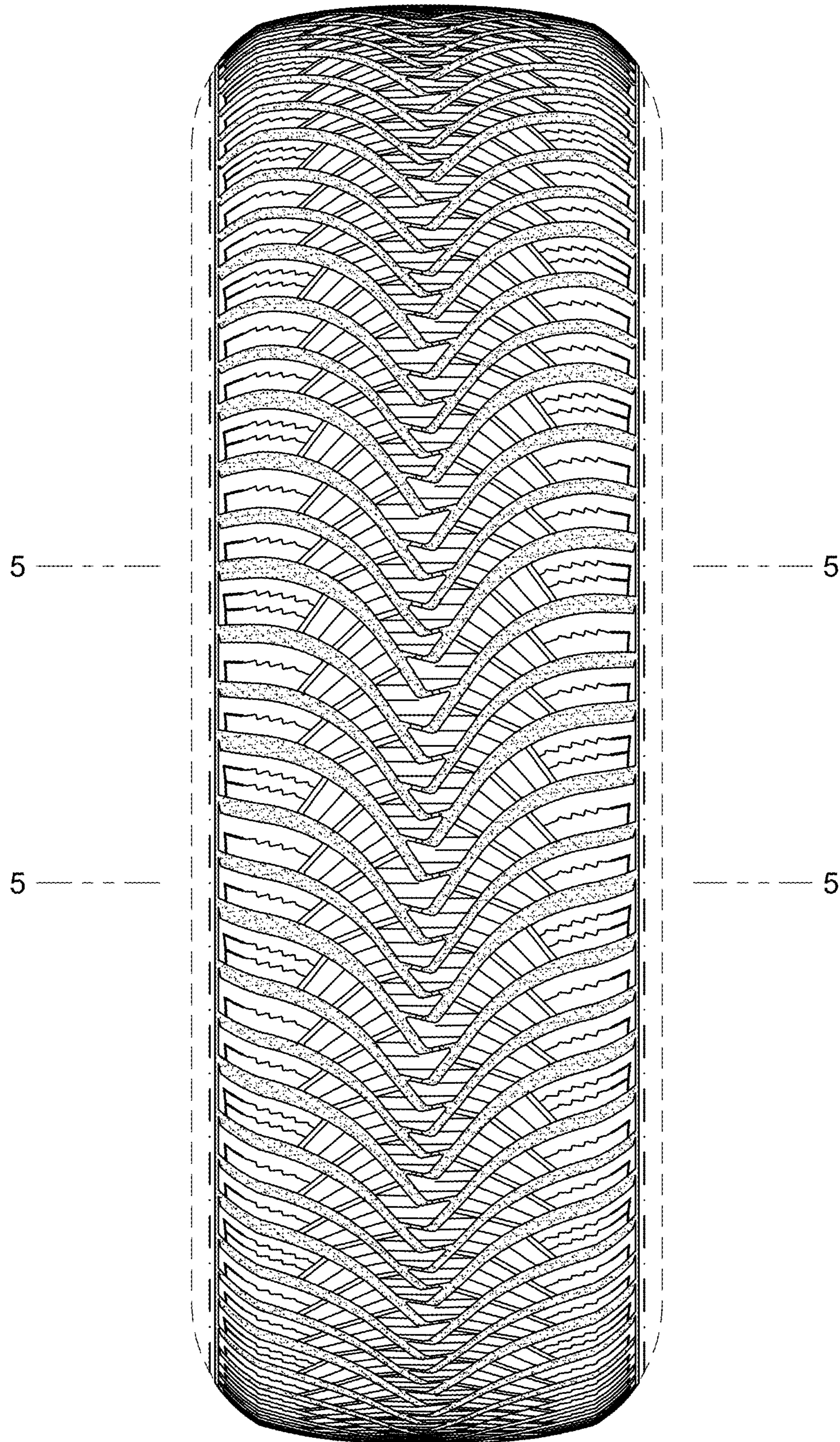
**1 Claim, 5 Drawing Sheets**



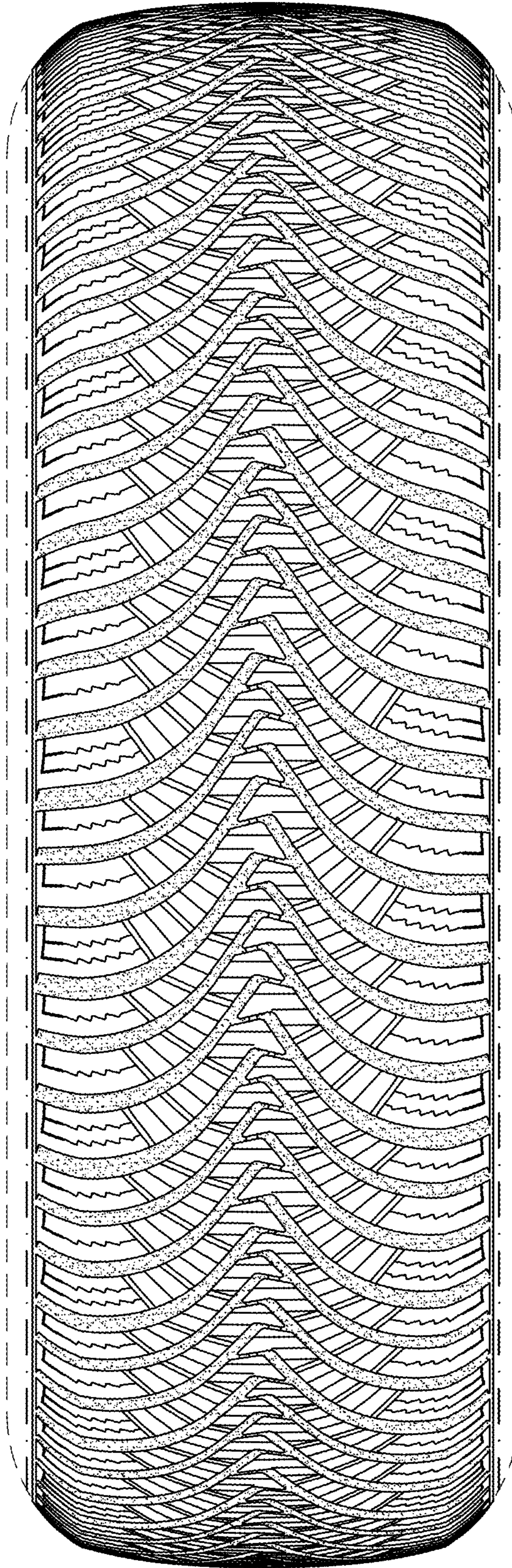
*Fig. 1*



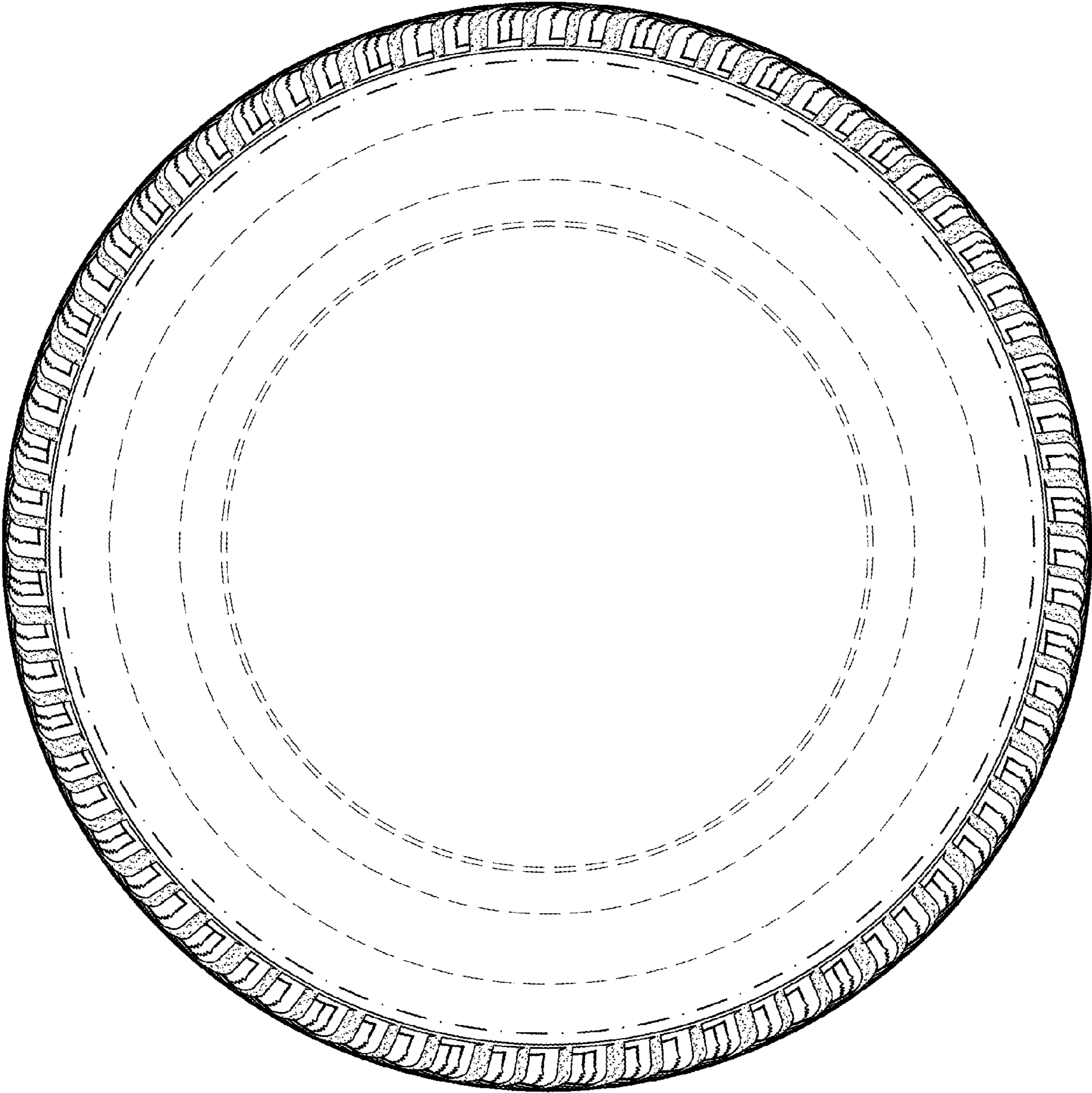
*Fig. 2*

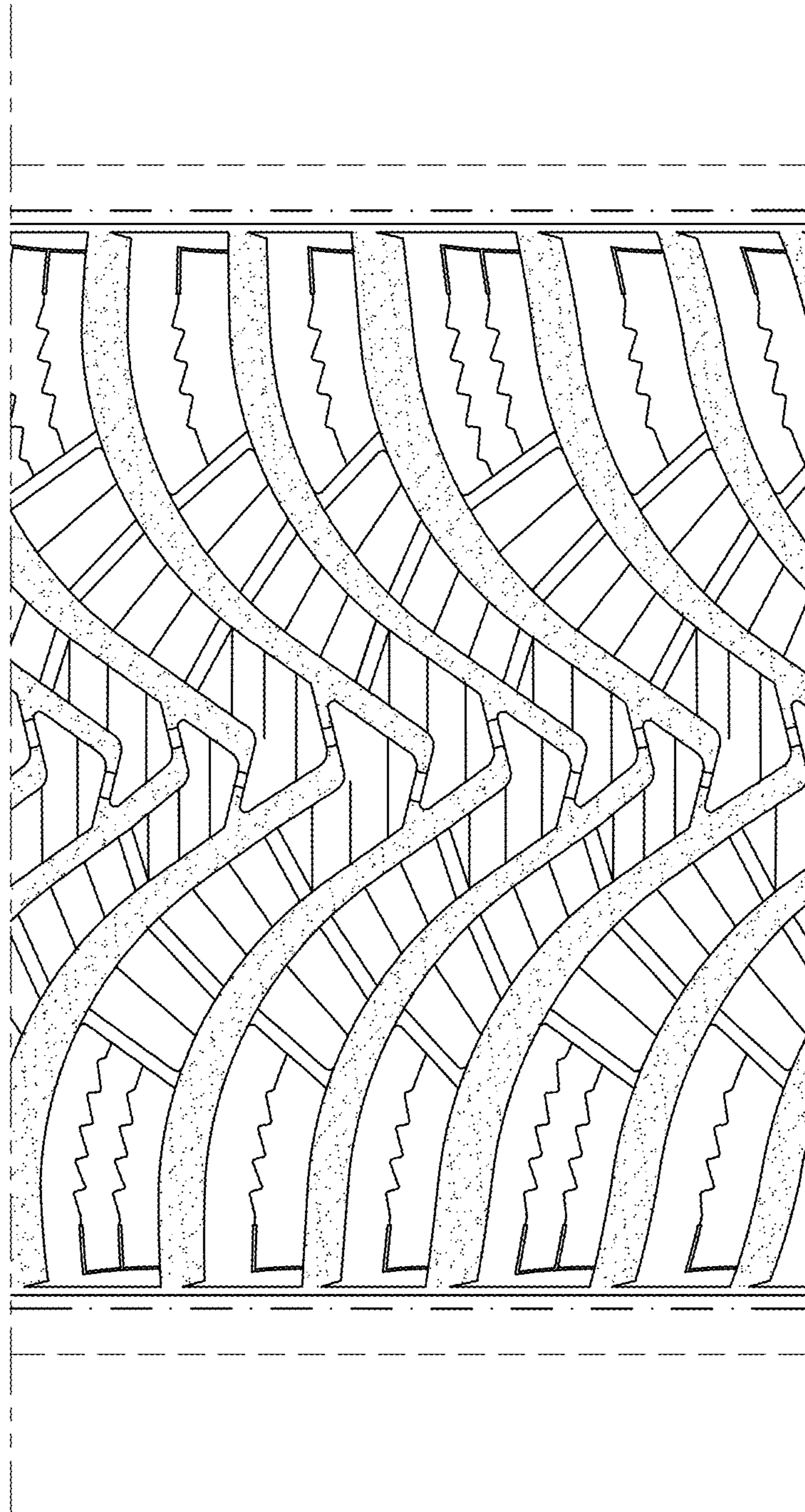


*Fig. 3*



*Fig. 4*





*Fig. 5*