



US00D922297S

(12) **United States Design Patent**
Qin et al.

(10) **Patent No.:** **US D922,297 S**
(45) **Date of Patent:** **** Jun. 15, 2021**

(54) **VEHICLE WHEEL**

(71) Applicant: **CITIC Dicastal Co., Ltd.**,
Qinhuangdao (CN)

(72) Inventors: **Liwei Qin**, Qinhuangdao (CN); **Ning Zhang**, Qinhuangdao (CN)

(73) Assignee: **CITIC Dicastal Co., Ltd.**,
Qinhuangdao (CN)

(**) Term: **15 Years**

(21) Appl. No.: **29/729,627**

(22) Filed: **Mar. 27, 2020**

(30) **Foreign Application Priority Data**

Mar. 16, 2020 (CN) 202030086755.4

(51) **LOC (13) Cl.** **12-16**

(52) **U.S. Cl.**
USPC **D12/209**

(58) **Field of Classification Search**
USPC D12/204–213; D21/563
CPC B60B 7/00; B60B 7/02; B60B 7/04; B60B 7/01; B60B 7/06; B60B 3/02; B60B 3/04; B60B 3/06; B60B 3/10; B60B 1/00; B60B 1/08; B60B 1/10; B60B 1/12
See application file for complete search history.

(56) **References Cited**

U.S. PATENT DOCUMENTS

D417,646 S *	12/1999	Baumgartner	D12/211
D675,143 S *	1/2013	Gebert	D12/209
D715,720 S *	10/2014	Ender	D12/211
D734,705 S *	7/2015	Chung	D12/211
D747,254 S *	1/2016	Liu	D12/211
D756,876 S *	5/2016	Rueckheim	D12/209
D780,657 S *	3/2017	Welte	D12/211

D780,658 S *	3/2017	Welte	D12/211
D784,890 S *	4/2017	Giolito	D12/209
D786,164 S *	5/2017	Henderson	D12/211
D801,250 S *	10/2017	Chung	D12/209
D805,992 S *	12/2017	Heizmann	D12/211
D810,646 S *	2/2018	Heizmann	D12/209
D826,128 S *	8/2018	Groth	D12/209
D828,799 S *	9/2018	Zschocke	D12/209
D832,176 S *	10/2018	Chung	D12/209
D844,527 S *	4/2019	Licklitter	D12/209
D849,651 S *	5/2019	Lee	D12/209
D851,005 S *	6/2019	Hodges	D12/209
D853,298 S *	7/2019	Li	D12/209
10,357,993 B2 *	7/2019	Muller	B60B 3/10
D864,078 S *	10/2019	Khachatryan	D12/211
D866,432 S *	11/2019	Preyss	D12/209
D873,757 S *	1/2020	Buckingham	D12/211
D880,399 S *	4/2020	Yoshida	D12/211
D881,099 S *	4/2020	Han	D12/209
D889,348 S *	7/2020	Buck	D12/209
D891,349 S *	7/2020	Buck	D12/209
D895,510 S *	9/2020	Scott	D12/209
D899,994 S *	10/2020	Melikian	D12/209

* cited by examiner

Primary Examiner — Stacia A Cadmus

(74) *Attorney, Agent, or Firm* — IPro, PLLC; Qian Gu

(57) **CLAIM**

The ornamental design for a vehicle wheel, as shown and described.

DESCRIPTION

FIG. 1 is a front view of a vehicle wheel. FIG. 2 is a perspective view of the vehicle wheel; and, FIG. 3 is a left side view of the vehicle wheel. The broken line showing of the rear of the rim, the bolt holes and the center hole in the central hub area is included for the purpose of illustrating environment and forms no part of the claimed design.

1 Claim, 3 Drawing Sheets







FIG. 1




FIG. 2

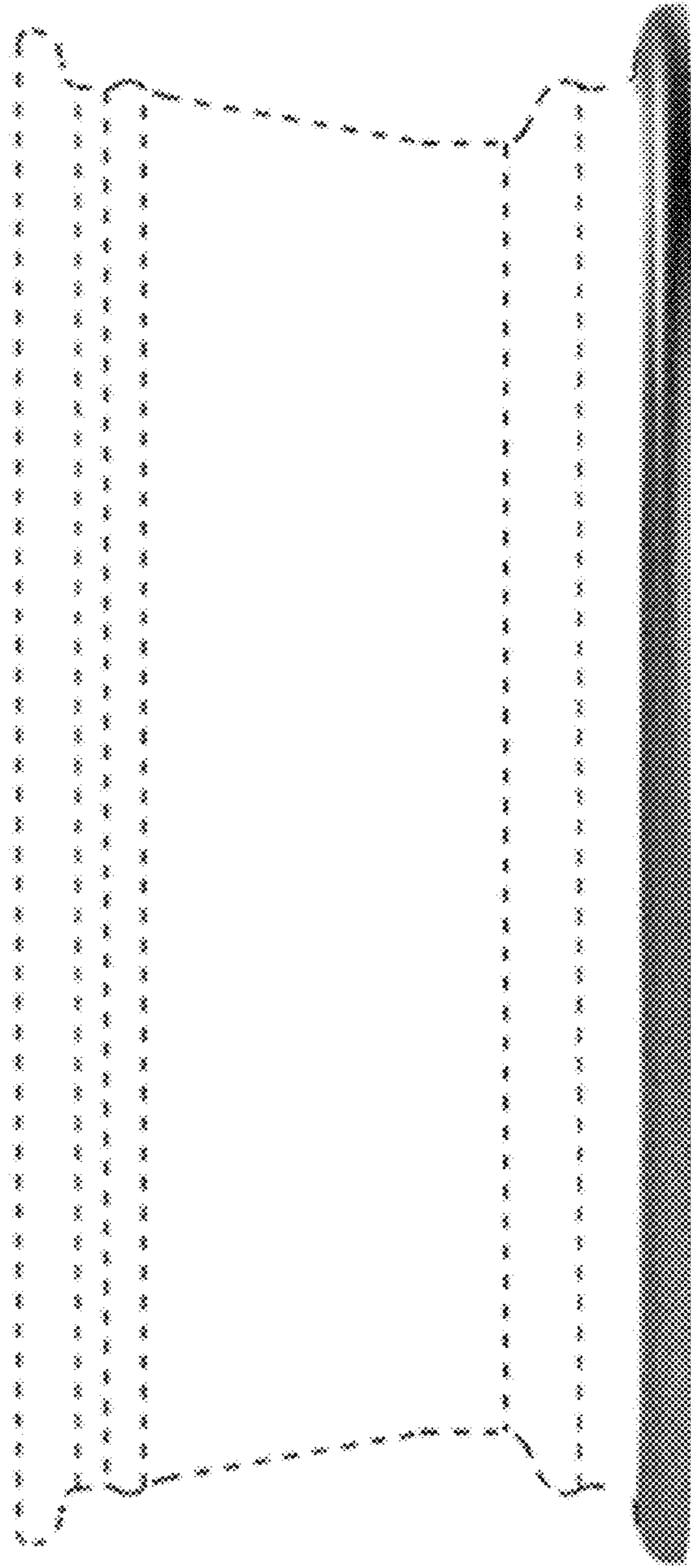


FIG. 3