



US00D922296S

(12) **United States Design Patent**
Andoh

(10) **Patent No.:** **US D922,296 S**

(45) **Date of Patent:** **** Jun. 15, 2021**

- (54) **WHEEL FOR AN AUTOMOBILE**
- (71) Applicant: **Subaru Corporation**, Tokyo (JP)
- (72) Inventor: **Takahiro Andoh**, Tokyo (JP)
- (73) Assignee: **Subaru Corporation**, Tokyo (JP)
- (**) Term: **15 Years**
- (21) Appl. No.: **29/727,807**
- (22) Filed: **Mar. 13, 2020**
- (30) **Foreign Application Priority Data**

Sep. 13, 2019 (JP) 2019-020566

- (51) **LOC (13) Cl.** **12-16**
- (52) **U.S. Cl.**
USPC **D12/209**
- (58) **Field of Classification Search**
USPC D12/204–213; D21/563
CPC B60B 7/00; B60B 7/02; B60B 7/04; B60B 7/01; B60B 7/06; B60B 3/02; B60B 3/04; B60B 3/06; B60B 3/10; B60B 1/00; B60B 1/08; B60B 1/10; B60B 1/12
See application file for complete search history.

(56) **References Cited**

U.S. PATENT DOCUMENTS

- D594,800 S * 6/2009 Blasi D12/209
- D774,434 S * 12/2016 Nakahara D12/209
- D792,306 S * 7/2017 Ishigaki D12/209
- D803,132 S * 11/2017 Okaji D12/209
- D804,388 S * 12/2017 Snyder D12/209
- D818,411 S * 5/2018 Kawaguchi D12/209
- D823,224 S * 7/2018 Nakamura D12/211
- D826,826 S * 8/2018 Back D12/209

- D828,269 S * 9/2018 Kikuchi D12/209
- D840,321 S * 2/2019 Kikuchi D12/211
- D856,887 S * 8/2019 Imazato D12/209
- D858,404 S * 9/2019 Oh D12/209
- D858,411 S * 9/2019 Rosello Visa D12/209
- D877,025 S * 3/2020 Rosello Visa D12/209
- D877,028 S * 3/2020 Kusunoki D12/209
- D878,269 S * 3/2020 Hoffner D12/209
- D880,392 S * 4/2020 Meng D12/209
- D880,393 S * 4/2020 Meng D12/209
- D880,394 S * 4/2020 Wang D12/209
- D881,779 S * 4/2020 Tomasson D12/209
- D882,483 S * 4/2020 Tomasson D12/209
- D893,384 S * 8/2020 Tanaka D12/209
- D897,261 S * 9/2020 Valencia Pollex D12/209
- D899,992 S * 10/2020 Melikian D12/209
- D908,063 S * 1/2021 Choi D12/209
- D908,578 S * 1/2021 Nakano D12/209

* cited by examiner

Primary Examiner — Stacia A Cadmus

(74) *Attorney, Agent, or Firm* — Schiff Hardin LLP

(57) **CLAIM**

I claim the ornamental design for a wheel for an automobile, as shown and described.

DESCRIPTION

FIG. 1 is a front perspective view for a “wheel for an automobile” showing our new design, FIG. 2 is a rear perspective view thereof, FIG. 3 is a front view thereof, FIG. 4 is a rear view thereof, FIG. 5 is a top view thereof, FIG. 6 is a bottom view thereof, FIG. 7 is a left-side view thereof; and, FIG. 8 is a right-side view thereof.

1 Claim, 6 Drawing Sheets





Fig. 1

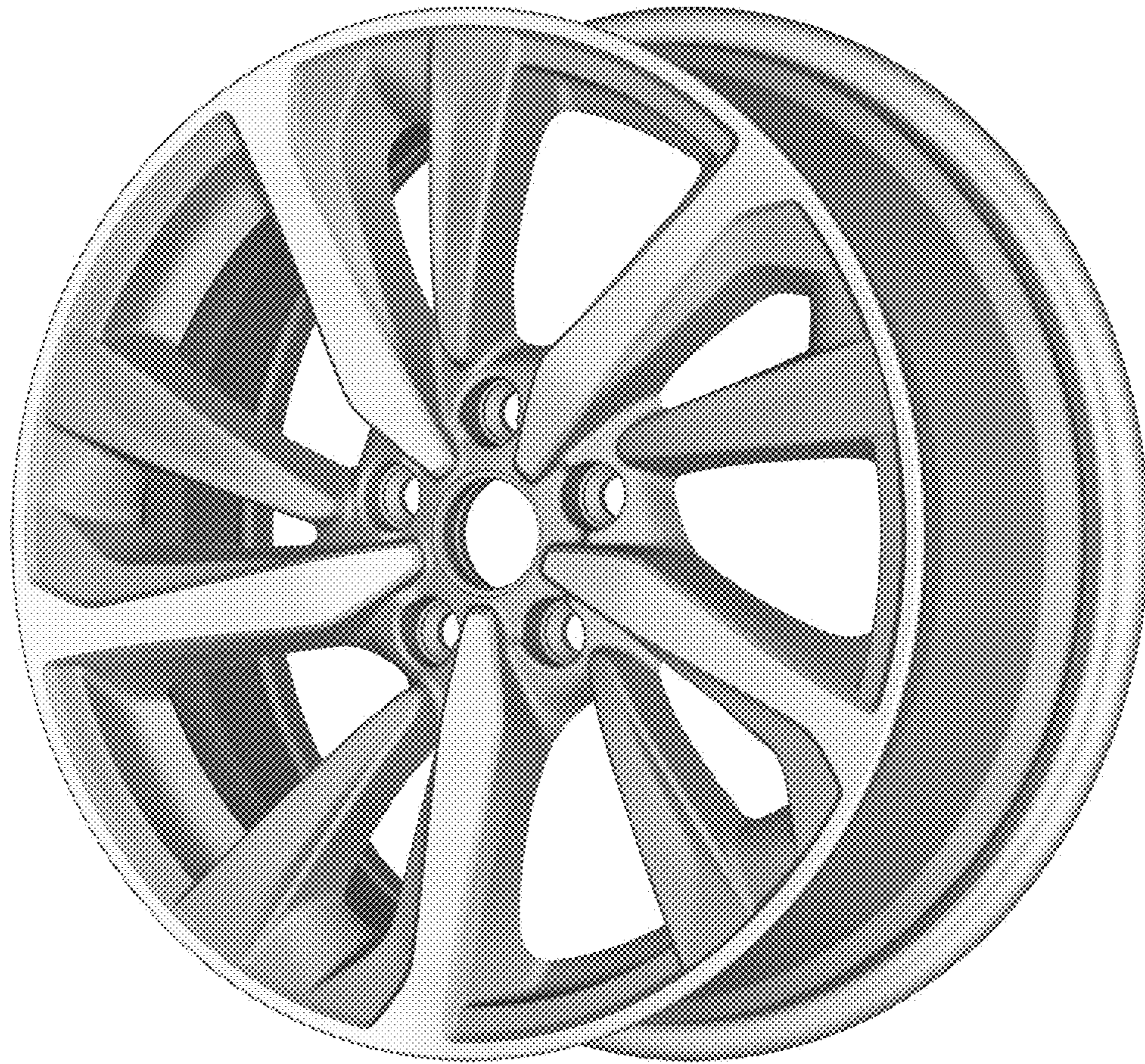


Fig. 2



Fig. 3




Fig. 4



Fig. 5




Fig. 6




Fig. 7




Fig. 8

