



US00D922276S

(12) **United States Design Patent**
Chen

(10) **Patent No.:** **US D922,276 S**
(45) **Date of Patent:** **** Jun. 15, 2021**

(54) **VEHICLE BUMPER LIP**

(71) Applicant: **Caruse Design, Inc.**, Chino Hills, CA (US)

(72) Inventor: **Allan Chen**, Yilan (TW)

(73) Assignee: **CARUSE DESIGN, INC.**, Chino Hills, CA (US)

(**) Term: **15 Years**

(21) Appl. No.: **29/731,854**

(22) Filed: **Apr. 18, 2020**

(51) **LOC (13) Cl.** **12-16**

(52) **U.S. Cl.**
USPC **D12/169**

(58) **Field of Classification Search**
USPC D12/82, 85, 86, 87, 88, 89, 90, 91, 92, D12/93, 96, 97, 98, 99, 163, 164, 165, D12/166, 167, 169, 170, 171, 172, 173, D12/181, 184, 185, 190, 196, 216, 223, D12/400; D21/533, 548, 552, 561; D15/31

CPC B60R 19/00; B60R 19/02; B60R 19/24; B60R 19/50; B60R 19/52; B60R 19/56; B60R 2019/026; B60R 2019/525; B60R 2019/527; B60R 2019/1813; B60R 2019/1833; B60R 2019/1886; B62D 25/08; B62D 25/084; B62D 25/16; B62D 25/18; B62D 25/161; B62D 25/168; B62D 25/182

See application file for complete search history.

(56) **References Cited**

U.S. PATENT DOCUMENTS

D162,215 S *	2/1951	O'Leary	D12/169
D495,636 S *	9/2004	Iwata	D12/181
D542,196 S *	5/2007	Levy	D12/169
D601,063 S *	9/2009	Lamm	D12/169
D664,903 S *	8/2012	Platto	D12/169
D816,558 S *	5/2018	McMahan	D12/169
D850,998 S *	6/2019	Woodhouse	D12/169
D868,656 S *	12/2019	De Leon	D12/181
D888,625 S *	6/2020	Bentzen	D12/169
D899,980 S *	10/2020	von Holzhausen	D12/181

* cited by examiner

Primary Examiner — Christian P. McLean

Assistant Examiner — Adam C Mager

(74) *Attorney, Agent, or Firm* — Chun-Ming Shih; best Int'l Patent & trademark

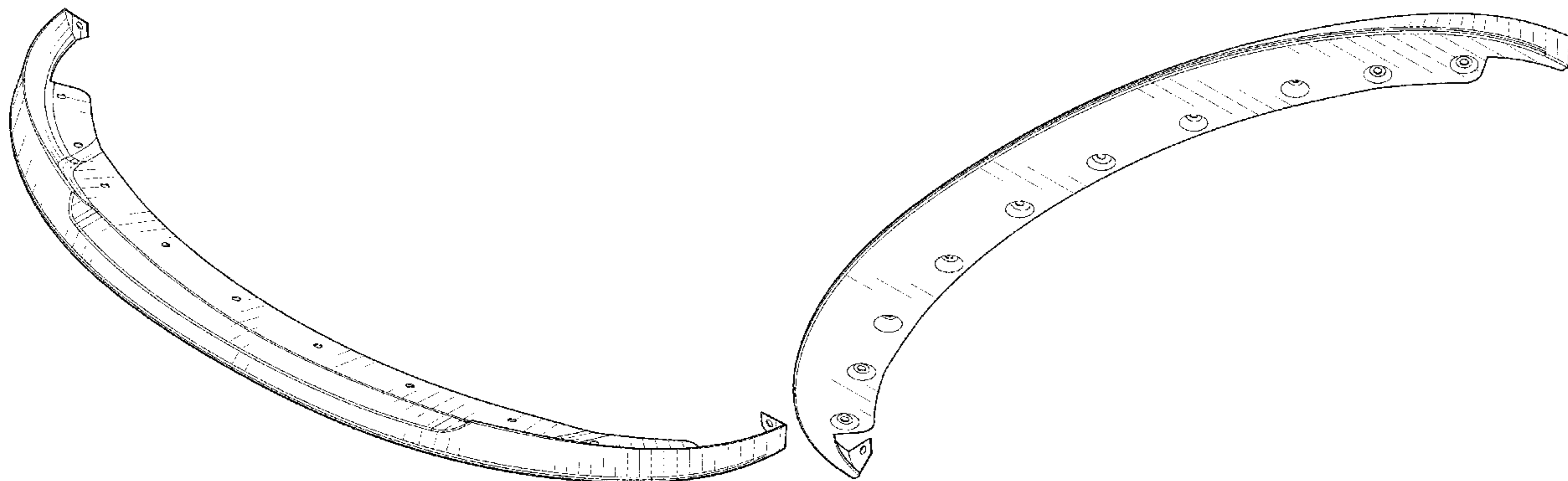
(57) **CLAIM**

The ornamental design for a vehicle bumper lip, as shown and described.

DESCRIPTION

FIG. 1 is a perspective view of a vehicle bumper lip showing my design;
FIG. 2 is a front elevational view thereof;
FIG. 3 is a rear elevational view thereof;
FIG. 4 is a left side elevational view thereof;
FIG. 5 is a right side elevational view thereof;
FIG. 6 is a top plan view thereof;
FIG. 7 is a bottom plan view thereof;
FIG. 8 is a bottom perspective view thereof; and,
FIG. 9 is a top perspective view thereof.

1 Claim, 7 Drawing Sheets



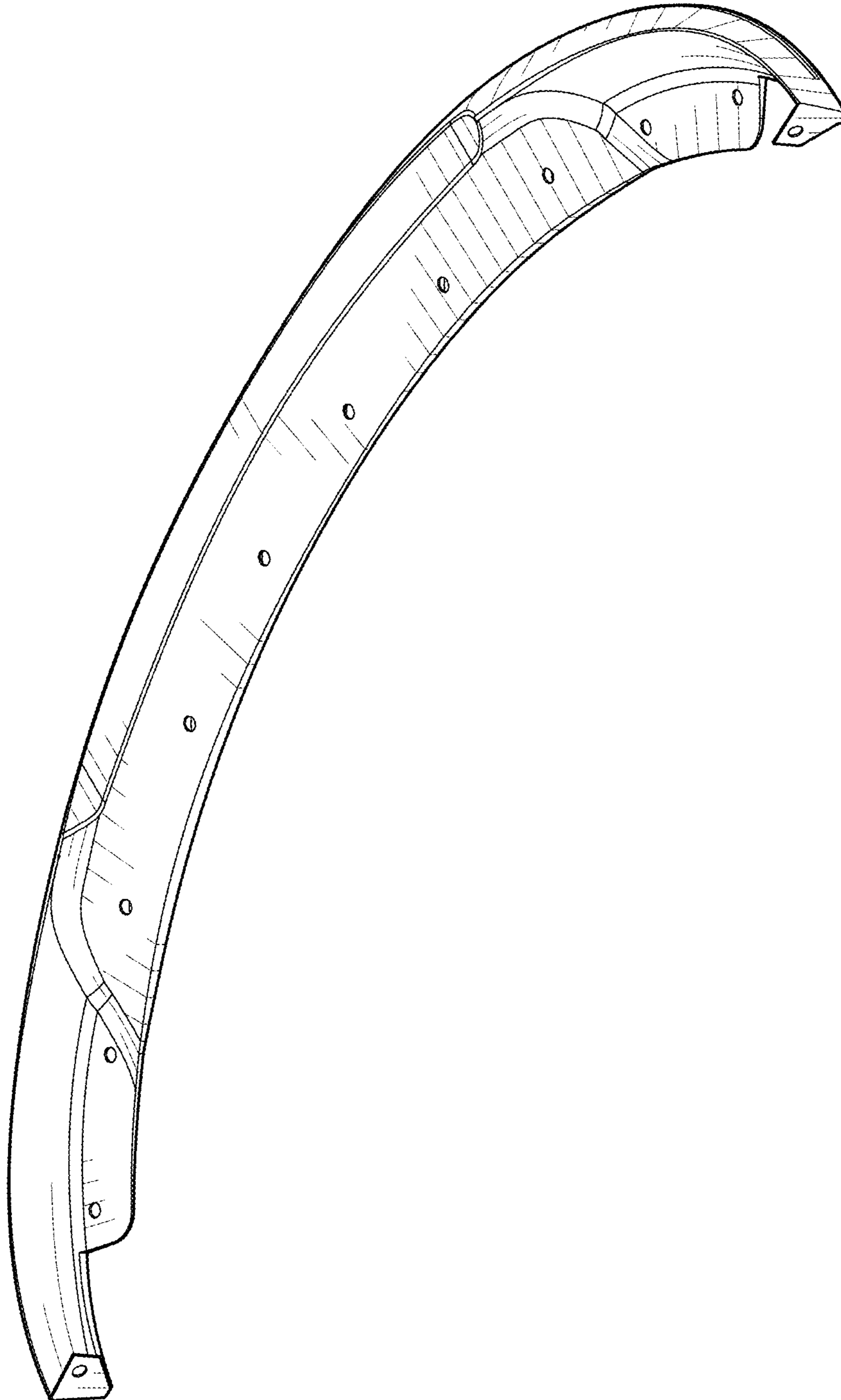


FIG. 1

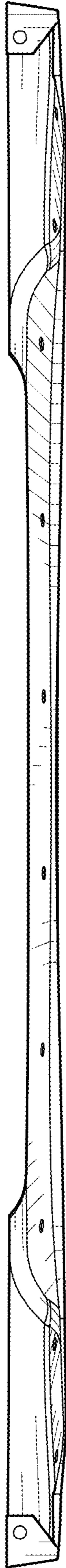


FIG. 2

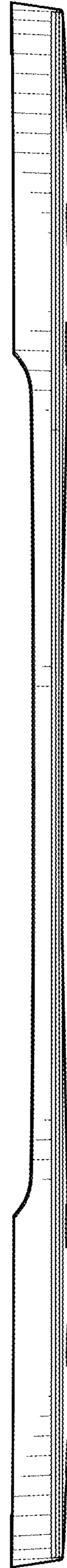


FIG. 3



FIG. 4




FIG. 5

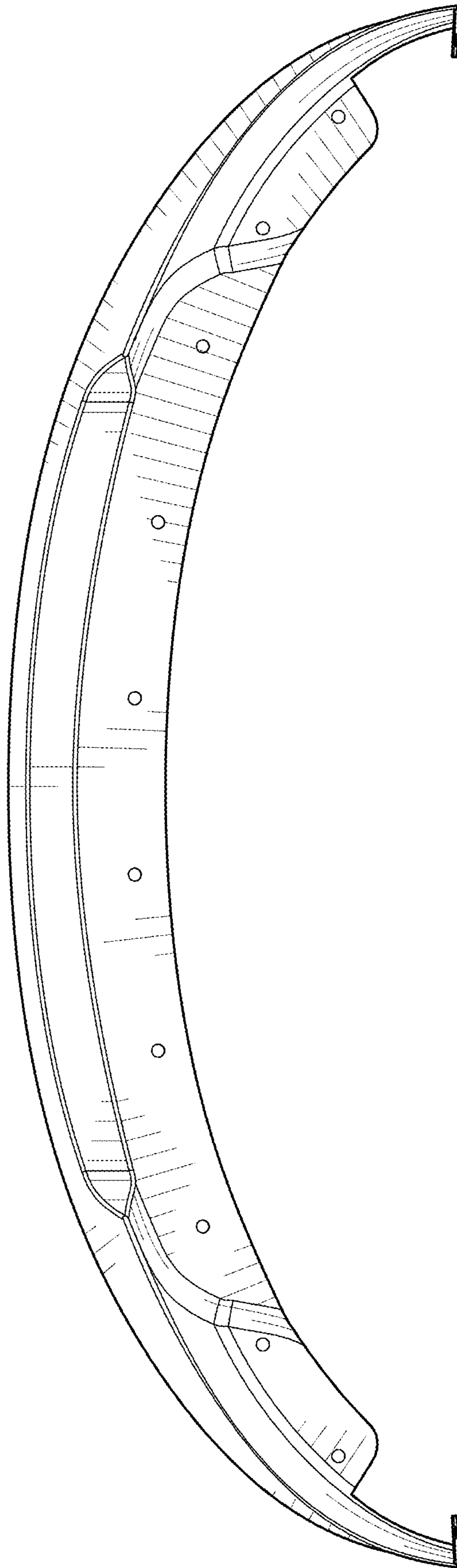


FIG. 6

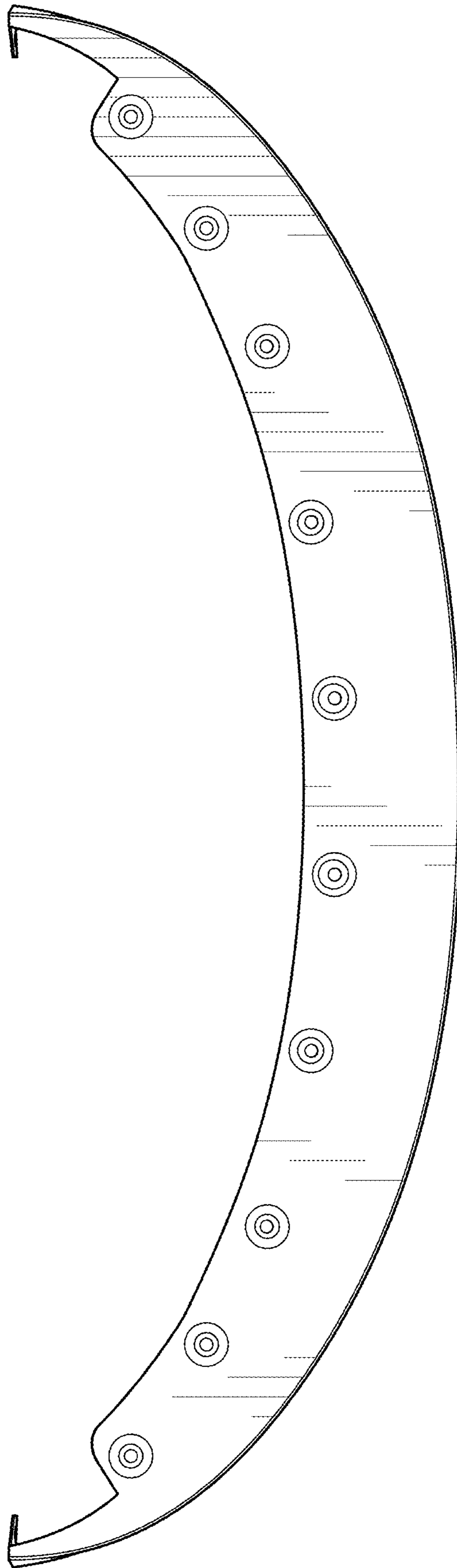


FIG. 7

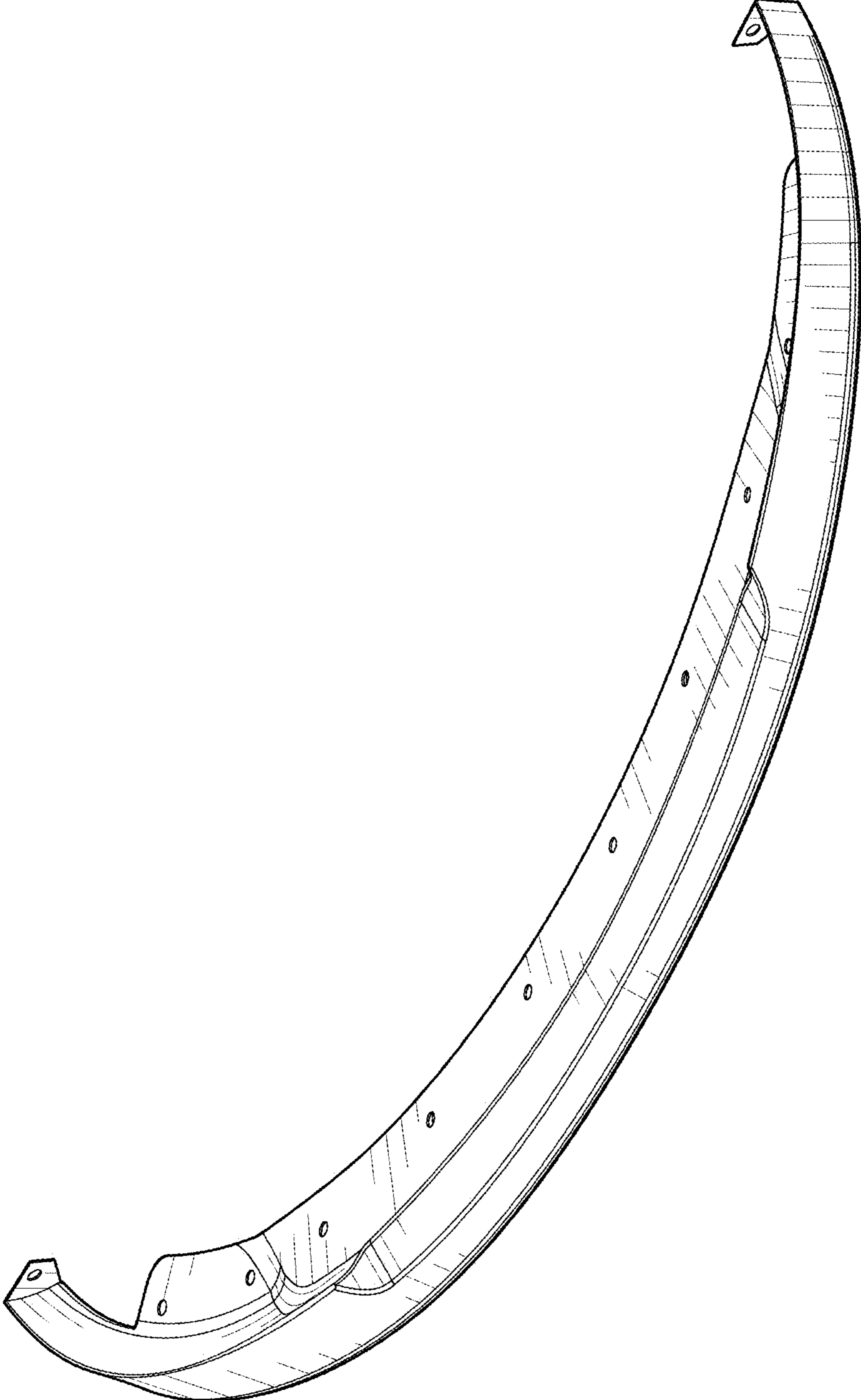


FIG. 8

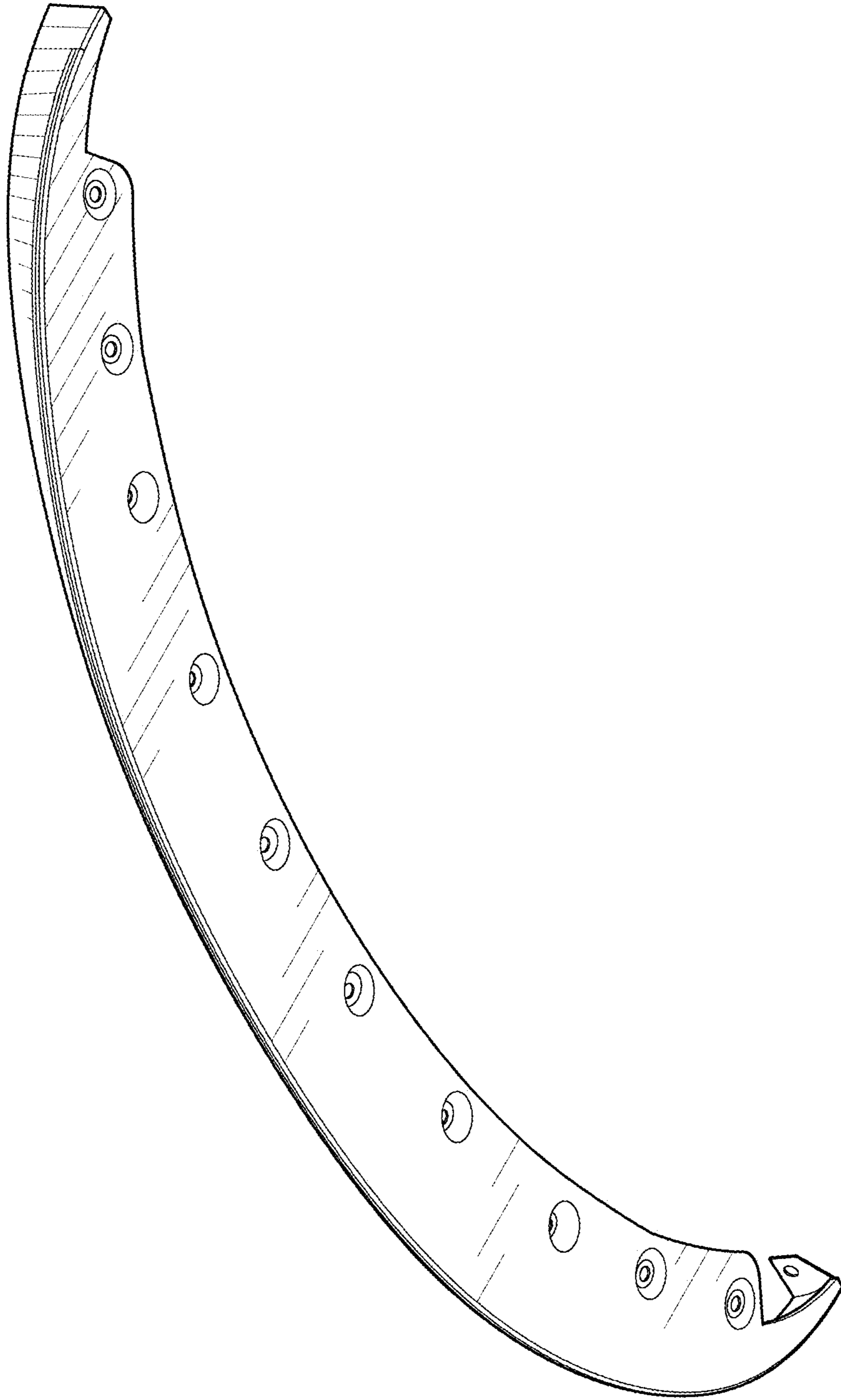


FIG. 9