



US00D922272S

(12) **United States Design Patent** (10) **Patent No.:** **US D922,272 S**
Wraith et al. (45) **Date of Patent:** **** Jun. 15, 2021**

(54) **VEHICLE FRONT LOWER BUMPER MOLDING**

D765,567 S * 9/2016 De Bono D12/169
D801,237 S * 10/2017 Jang D12/169
D801,891 S * 11/2017 Scheinhutte D12/169
D807,256 S * 1/2018 Piscitelli D12/169

(71) Applicant: **Ford Global Technologies, LLC**,
Dearborn, MI (US)

(72) Inventors: **Paul J. Wraith**, West Bloomfield, MI (US); **Dong H. Park**, Canton, MI (US); **Brian S. Paik**, Los Angeles, CA (US); **Daniel J. Kangas**, Livonia, MI (US)

(73) Assignee: **Ford Global Technologies, LLC**,
Dearborn, MI (US)

(**) Term: **15 Years**

(21) Appl. No.: **29/700,428**

(22) Filed: **Aug. 2, 2019**

(51) **LOC (13) Cl.** **12-16**

(52) **U.S. Cl.**
USPC **D12/169**

(58) **Field of Classification Search**
USPC D12/169, 163, 196, 86, 90-92;
296/180.1, 180.2; 293/102, 115, 117, 120
CPC B60R 19/52; B60R 2019/25; B62D 25/084
See application file for complete search history.

(56) **References Cited**

U.S. PATENT DOCUMENTS

D677,202 S * 3/2013 Hamilton D12/169
D708,995 S * 7/2014 Chen D12/169
D746,190 S * 12/2015 Wolff D12/169
D746,736 S * 1/2016 Wolff D12/169
D746,737 S * 1/2016 Wolff D12/169
D749,473 S * 2/2016 Lee D12/169

OTHER PUBLICATIONS

Michael Martinez, Ford's 2020 Baby Bronco off-roader emerges in photos from dealer meeting, <http://www.automews.com/article/20181113/OEM04/181119911/ford-baby-bronco-photos-leaked> Nov 13, 2018.

* cited by examiner

Primary Examiner — Melody N Brown

(74) *Attorney, Agent, or Firm* — Michael Spenner

(57) **CLAIM**

The ornamental design for a vehicle front lower bumper molding, as shown and described.

DESCRIPTION

FIG. 1 is a front elevational view of a vehicle front lower bumper molding, showing our new design;
FIG. 2 is a left side elevational view thereof;
FIG. 3 is a right side elevational view thereof;
FIG. 4 is a top plan view thereof;
FIG. 5 is a bottom plan view thereof;
FIG. 6 is a bottom, front and left side perspective view thereof; and,
FIG. 7 is a top, front and left side perspective view thereof.
The claimed design is indicated by the relatively dark portions in the figures. The de-emphasized and relatively light portions form no part of the claimed design.

1 Claim, 7 Drawing Sheets






Fig. 1




Fig. 2




Fig. 3





Fig.4

Fig. 5



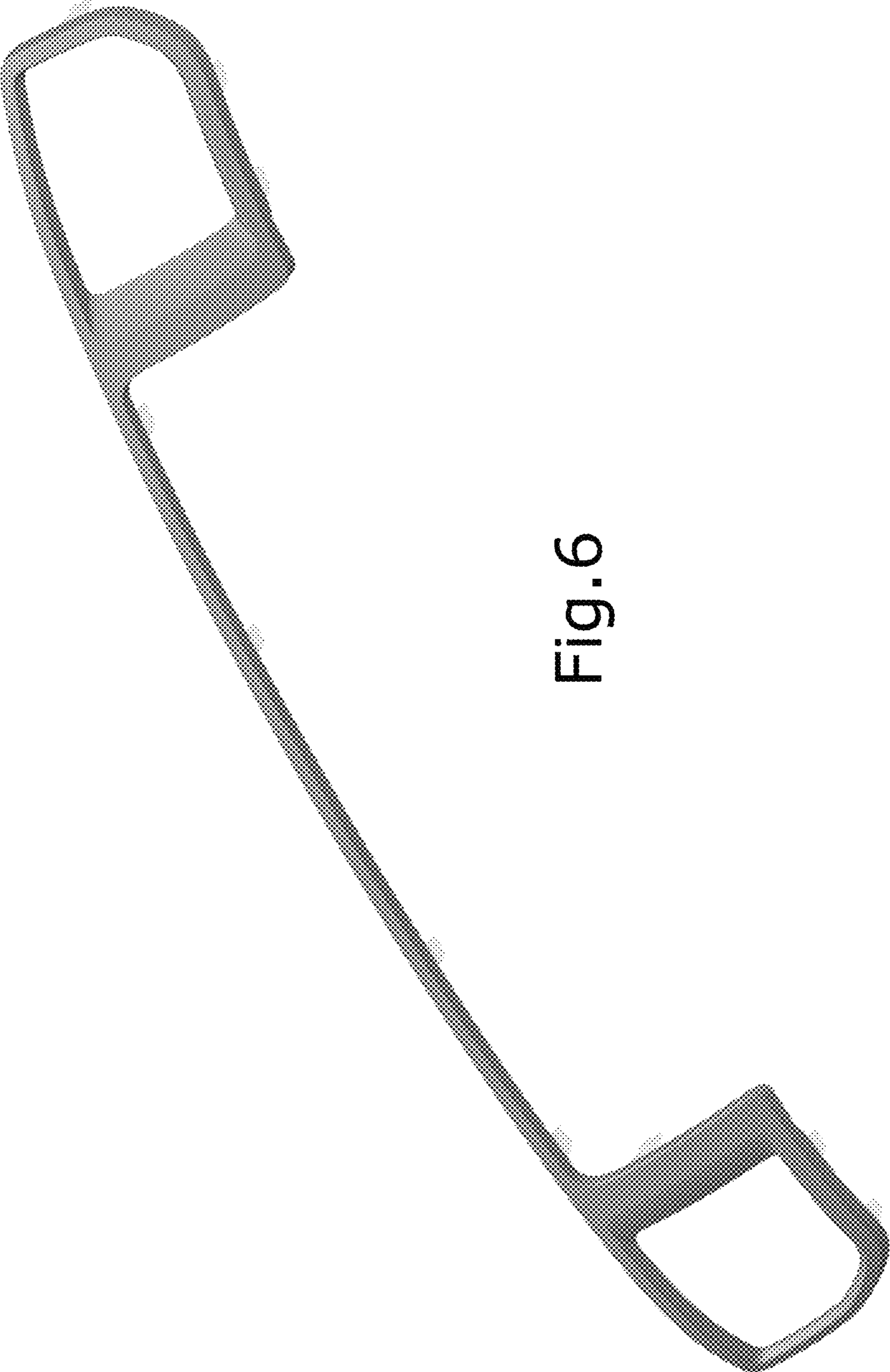


Fig.6

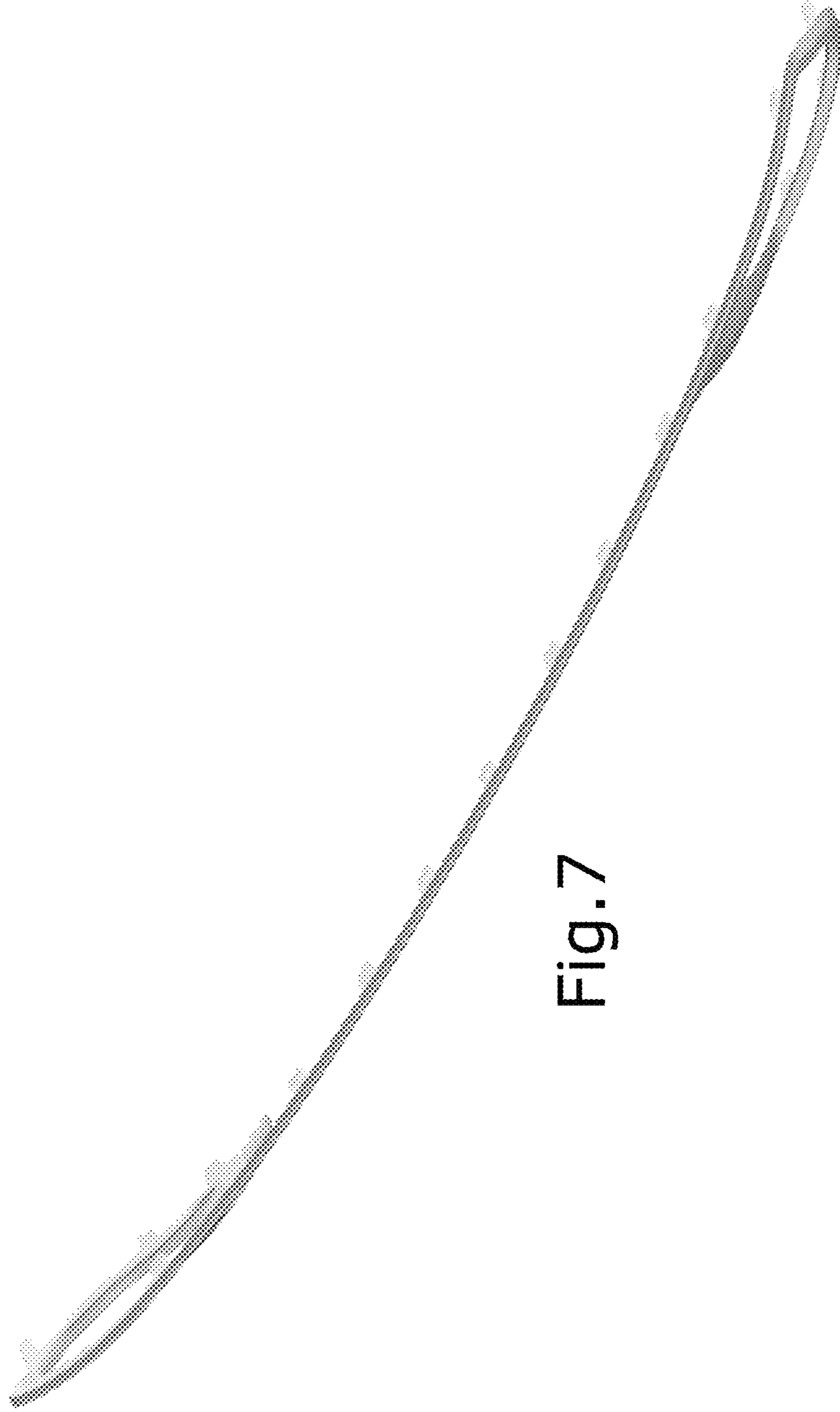


Fig. 7