



US00D922266S

(12) **United States Design Patent** (10) **Patent No.:** **US D922,266 S**
Kaoud et al. (45) **Date of Patent:** **** Jun. 15, 2021**

(54) **VEHICLE FRONT UPPER GRILLE**

(71) Applicant: **Ford Global Technologies, LLC,**
Dearborn, MI (US)

(72) Inventors: **Ehab N. Kaoud,** Livonia, MI (US);
William K. Moore, West Bloomfield,
MI (US); **David Root,** Wyandotte, MI
(US)

(73) Assignee: **Ford Global Technologies, LLC,**
Dearborn, MI (US)

(**) Term: **15 Years**

(21) Appl. No.: **29/723,973**

(22) Filed: **Feb. 12, 2020**

(51) **LOC (13) Cl.** **12-16**

(52) **U.S. Cl.**
USPC **D12/163**

(58) **Field of Classification Search**
USPC D12/169, 196, 86, 90-92, 163, 190, 98,
D12/164; 293/102, 113, 115, 117, 120,
293/193.11; 296/180.1, 180.2; 180/68.1,
180/68.6
CPC B60R 19/52; B60K 11/08; B62D 25/08;
B62B 9/16
See application file for complete search history.

(56) **References Cited**

U.S. PATENT DOCUMENTS

D769,160 S	10/2016	Platto	
D775,000 S *	12/2016	Platto	D12/163
D775,001 S *	12/2016	Platto	D12/163
D775,002 S *	12/2016	Platto	D12/163
D822,547 S *	7/2018	Platto	D12/163
D822,548 S *	7/2018	Platto	D12/163
D823,180 S *	7/2018	Platto	D12/163
D853,899 S *	7/2019	Dewitt	D12/163
D853,900 S *	7/2019	Dewitt	D12/163

D860,070 S *	9/2019	Dewitt	D12/163
D860,071 S *	9/2019	Dewitt	D12/163
D885,995 S *	6/2020	Platto	D12/163
D887,318 S *	6/2020	Platto	D12/163
D899,313 S *	10/2020	Dewitt	D12/98
D899,314 S *	10/2020	Dewitt	D12/98
D899,315 S *	10/2020	Dewitt	D12/98
D899,316 S *	10/2020	Dewitt	D12/98
D913,163 S *	3/2021	Kaoud	D12/98

OTHER PUBLICATIONS

Andrew Wendler, The 2021 Ford F-150, Spied Testing, Looks Pretty Evolutionary, May 8, 2019 <https://www.caranddriver.com/news/a27409108/2021-ford-f-150-pickup-spied/>.

* cited by examiner

Primary Examiner — Melody N Brown

(74) *Attorney, Agent, or Firm* — Michael Spenner

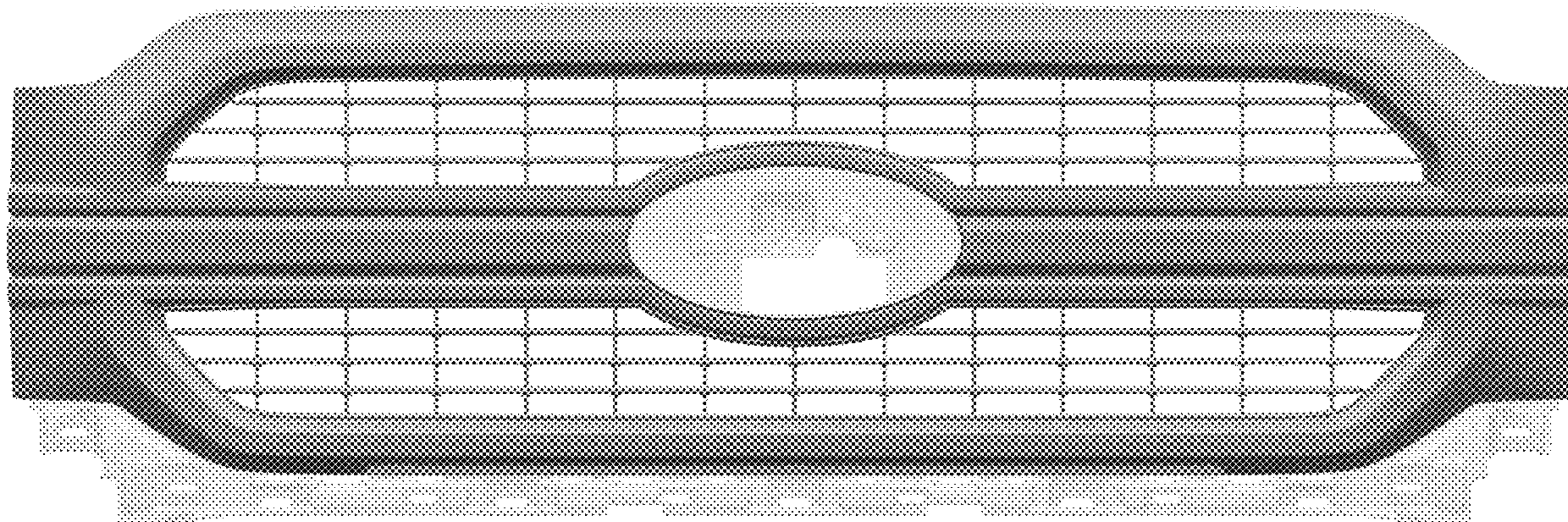
(57) **CLAIM**

The ornamental design for a vehicle front upper grille, as shown and described.

DESCRIPTION

FIG. 1 is a front elevational view of a vehicle front upper grille, showing our new design;
FIG. 2 is a left side elevational view thereof;
FIG. 3 is a right side elevational view thereof;
FIG. 4 is a top plan view thereof;
FIG. 5 is a bottom plan view thereof;
FIG. 6 is a top, front and left side perspective view thereof; and,
FIG. 7 is a bottom, front and left side perspective view thereof.
The claimed design is indicated by the relatively dark portions in the figures. The de-emphasized and relatively light portions form no part of the claimed design.

1 Claim, 7 Drawing Sheets



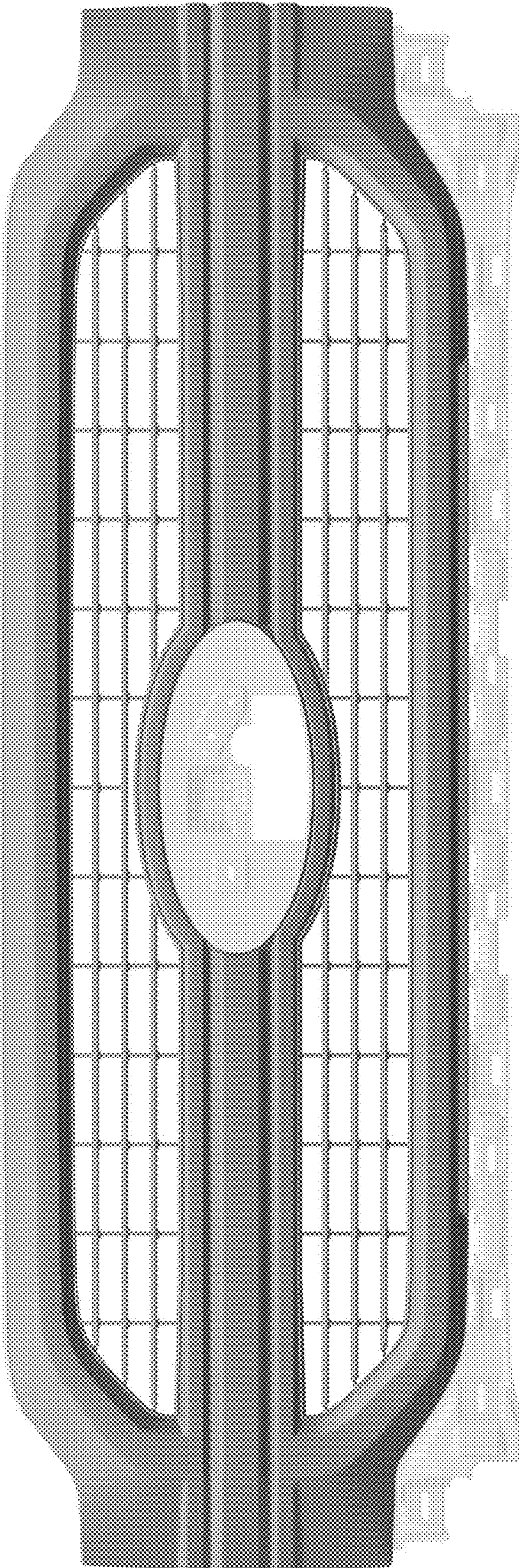


Fig.1

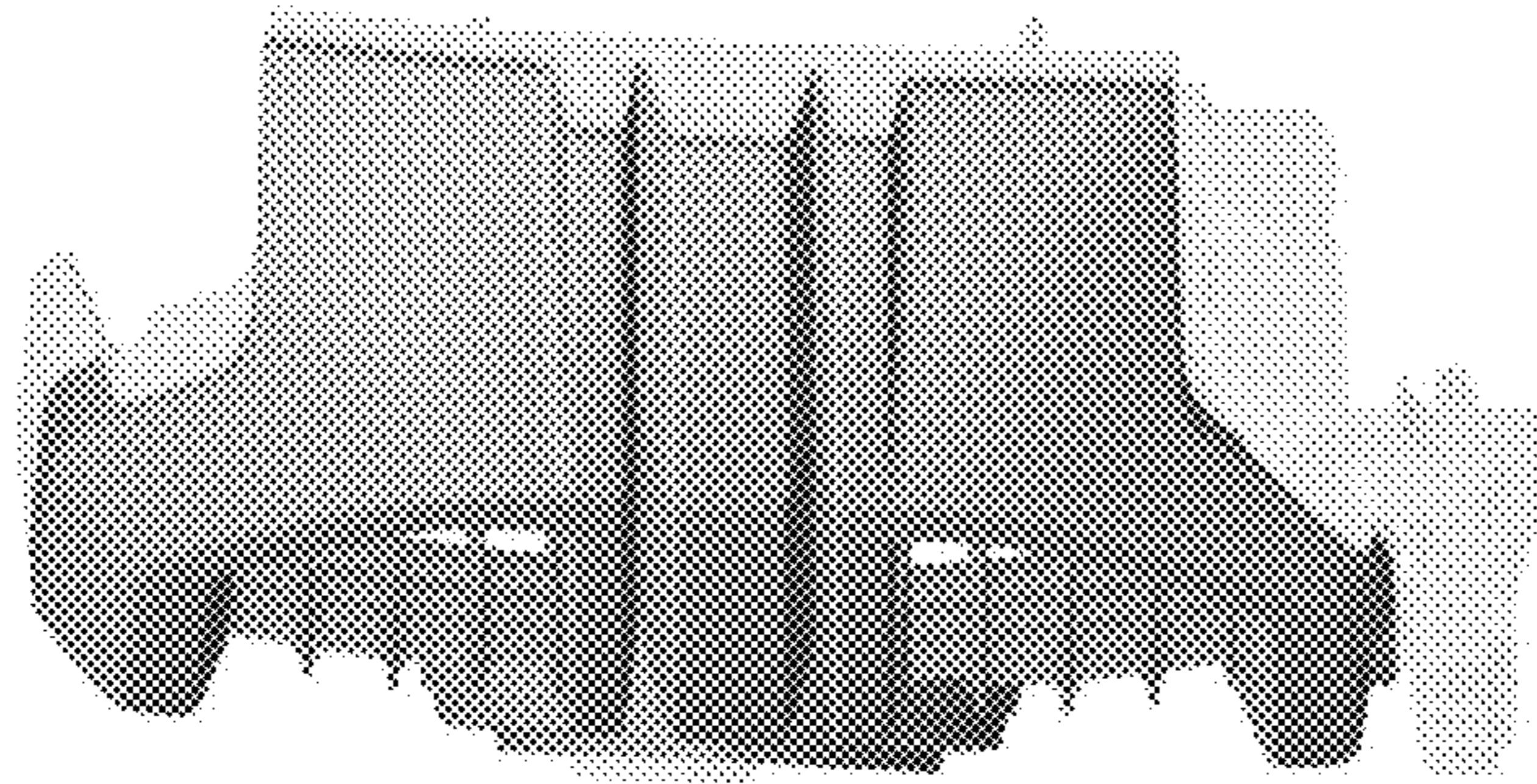


Fig.2

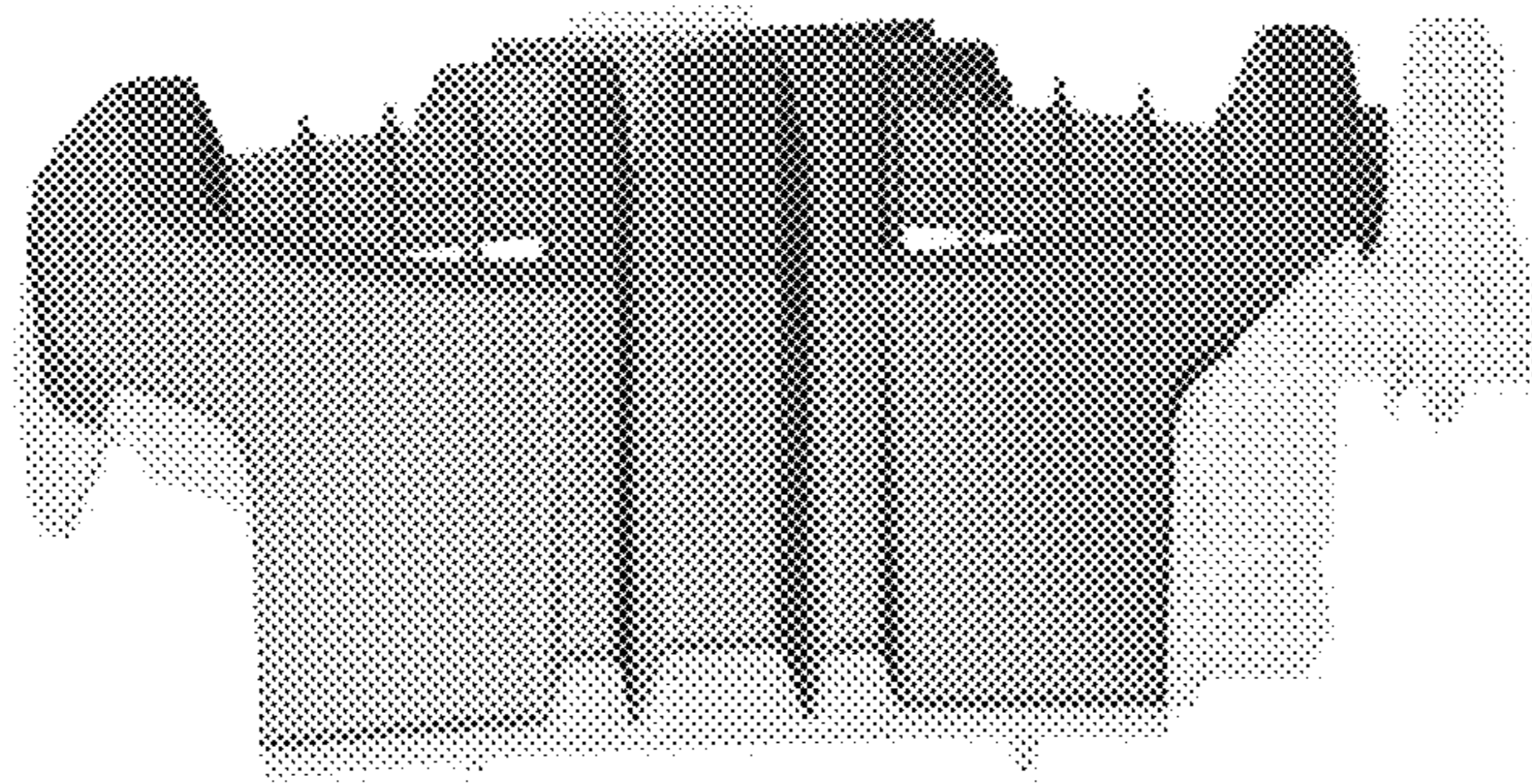


Fig. 3




Fig.4

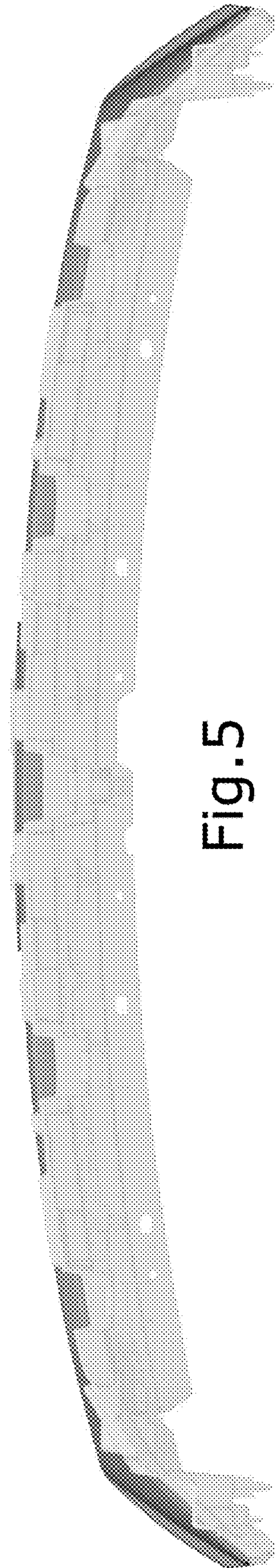


Fig. 5




Fig.6

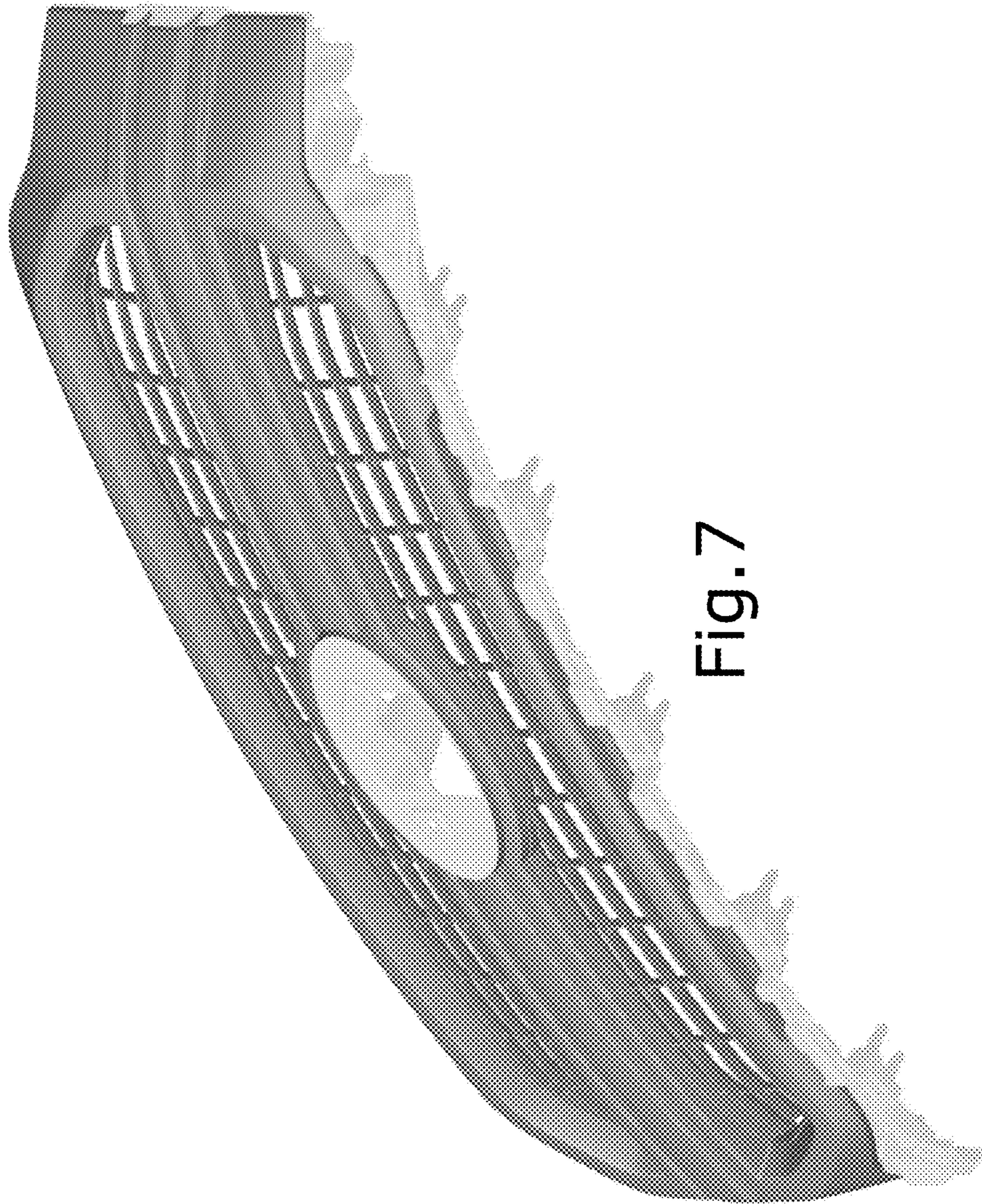


Fig. 7