



US00D922247S

(12) **United States Design Patent** (10) **Patent No.:** **US D922,247 S**  
**Biancalana et al.** (45) **Date of Patent:** **\*\* Jun. 15, 2021**

(54) **WALL ORNAMENT**

(71) Applicant: **Ferrari S.p.A.**, Modena (IT)  
(72) Inventors: **Matteo Biancalana**, Modena (IT);  
**Adalberto Cattabriga**, Modena (IT);  
**Luca Zanetti**, Modena (IT)  
(73) Assignee: **FERARI S.p.A.**, Modena (IT)

(\*\*) Term: **15 Years**

(21) Appl. No.: **29/756,771**

(22) Filed: **Oct. 30, 2020**

**Related U.S. Application Data**

(62) Division of application No. 35/508,257, filed on Mar. 14, 2019 (U.S. filing date under 35 U.S.C. 384), and having an international filing date of Mar. 14, 2019, now Pat. No. Des. 904,926.

**Foreign Application Priority Data**

Sep. 14, 2018 (EM) ..... 005640901  
(51) **LOC (13) Cl.** ..... **11-02**  
(52) **U.S. Cl.**  
USPC ..... **D11/138**  
(58) **Field of Classification Search**  
USPC ..... D12/86, 88, 90-92, 184, 196; D21/424,  
D21/433, 434, 533, 548; D11/132, 138  
CPC ..... B62D 25/00; B62D 25/02; B62D 25/06;  
B62D 35/00; B62D 35/005; B62D 35/02;  
B62D 37/02; B60J 5/04  
See application file for complete search history.

(56) **References Cited**

**U.S. PATENT DOCUMENTS**

D868,647 S \* 12/2019 Buck ..... D12/169  
2013/0026790 A1 \* 1/2013 Kakiuchi ..... B62D 35/02  
296/193.07  
2017/0057565 A1 \* 3/2017 Sarhadiangardabad .....  
B62D 35/02  
2017/0297637 A1 \* 10/2017 Shinedling ..... B62D 37/02  
2020/0108684 A1 \* 4/2020 Parry-Williams ..... B60G 3/20

**OTHER PUBLICATIONS**

1993ka24det, Aerodynamic Discussion Thread, Apr. 2014, retrieved Mar. 19, 2021 from <URL:https://www.miataturbo.net/aerodynamics-119/aerodynamic-discussion-thread-70612/page25/> (Year: 2014).\*

\* cited by examiner

*Primary Examiner* — Sheryl Lane

*Assistant Examiner* — Calvin E Vansant

(74) *Attorney, Agent, or Firm* — Cowan, Liebowitz & Latman, P.C.; Anastasia Zhadina

(57) **CLAIM**

The ornamental design for a wall ornament, as shown and described.

**DESCRIPTION**

FIG. 1 is a front perspective view of the wall ornament showing my design;  
FIG. 2 is a front view thereof;  
FIG. 3 is a left-side view thereof;  
FIG. 4 is a right-side view thereof;  
FIG. 5 is a top plan view thereof; and,  
FIG. 6 is a bottom view thereof.

**1 Claim, 6 Drawing Sheets**




FIG. 1




FIG. 2




FIG. 3




FIG. 4




FIG. 5




FIG. 6

