



US00D922242S

(12) **United States Design Patent**  
**Tully**

(10) **Patent No.:** **US D922,242 S**  
(45) **Date of Patent:** **\*\* Jun. 15, 2021**

- (54) **JEWELRY CLASP**
- (71) Applicant: **Francis Edward Tully**, Spring Hill, FL (US)
- (72) Inventor: **Francis Edward Tully**, Spring Hill, FL (US)
- (\*\*) Term: **15 Years**
- (21) Appl. No.: **29/708,105**
- (22) Filed: **Oct. 3, 2019**
- (51) **LOC (13) Cl.** ..... **11-01**
- (52) **U.S. Cl.**  
USPC ..... **D11/87**
- (58) **Field of Classification Search**  
USPC ..... D11/1-29, 86-88  
CPC .. A44C 5/00; A44C 5/002; A44C 5/14; A44C 5/18; A44C 5/185; A44C 5/20; A44C 5/2028; A44C 5/2014; A44C 5/209; A44C 5/2061; A44B 99/00  
See application file for complete search history.

- 5,459,909 A \* 10/1995 Nussberger ..... A44C 5/2061 24/573.11
- 5,653,009 A \* 8/1997 Kassardjian ..... A44C 5/2061 24/616
- 6,167,725 B1 \* 1/2001 Siekierski ..... A44C 7/003 24/618
- 6,244,073 B1 \* 6/2001 Kaping, Jr. .... A44C 7/003 24/105
- 6,668,608 B1 \* 12/2003 Derman ..... A44B 15/002 70/34
- 6,883,211 B2 \* 4/2005 Hoshino ..... A44C 5/2061 24/663
- 7,788,774 B1 \* 9/2010 Cravey ..... F16B 7/20 24/587.11
- D691,914 S \* 10/2013 Barrier ..... A44C 15/0035 D11/88
- 9,943,142 B1 4/2018 Thomsen

\* cited by examiner

*Primary Examiner* — Zenia I Bennett  
(74) *Attorney, Agent, or Firm* — Creativenture Law, LLC; Kevin C. Staed; Dennis J M Donahue III

(57) **CLAIM**

The ornamental design for a jewelry clasp, as shown and described.

(56) **References Cited**

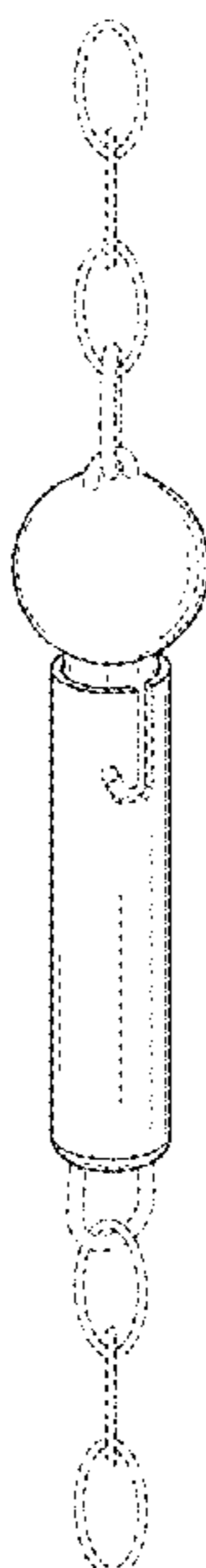
U.S. PATENT DOCUMENTS

- 147,965 A 2/1874 Opdyke
- 867,162 A 9/1907 Seidl
- 874,957 A 12/1907 Godley
- 1,807,293 A 10/1929 Keller
- 3,487,512 A 1/1970 Marosy
- 3,540,087 A 11/1970 Marosy
- 3,675,499 A \* 7/1972 Marosy ..... F16G 11/10 24/573.11
- 4,364,155 A \* 12/1982 Synowicki ..... A44C 5/2061 24/574.1
- 4,369,551 A 1/1983 Heredia
- D308,297 S \* 6/1990 Romano ..... D22/117
- 5,075,936 A 12/1991 Glaser
- 5,095,594 A \* 3/1992 Marosy ..... A44C 5/2061 24/573.11

**DESCRIPTION**

FIG. 1 is an upper perspective view of a jewelry clasp; FIG. 2 is a lower perspective view thereof; FIG. 3 is a side view thereof; FIG. 4 is a top view thereof; and, FIG. 5 is a bottom view thereof. The broken lines in FIGS. 1-5 illustrate an eyelet and chain that connect to the top and bottom ends of the jewelry clasp. Further, the additional broken lines in FIGS. 1-3 illustrate a fastening mechanism for fastening and unfastening the jewelry. These broken lines form no part of the claimed design.

**1 Claim, 1 Drawing Sheet**



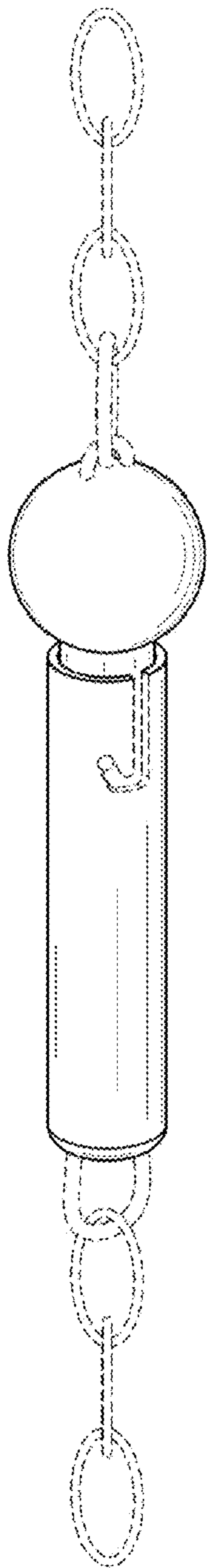


Fig. 1

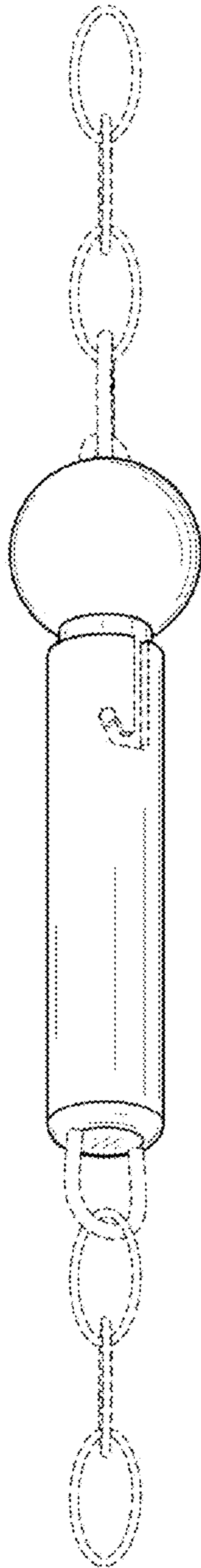


Fig. 2

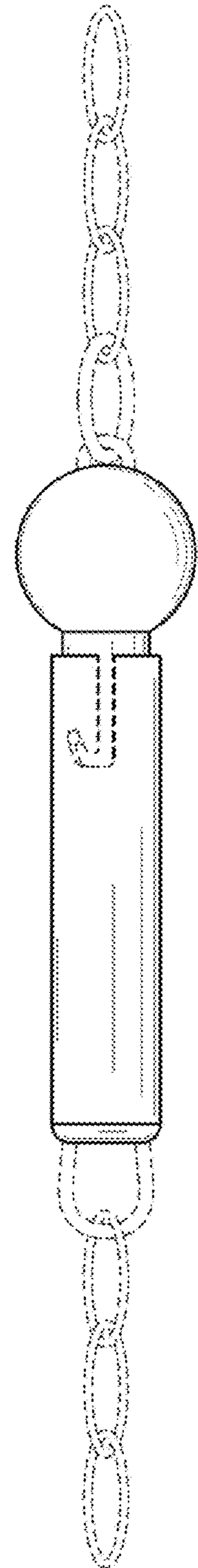


Fig. 3

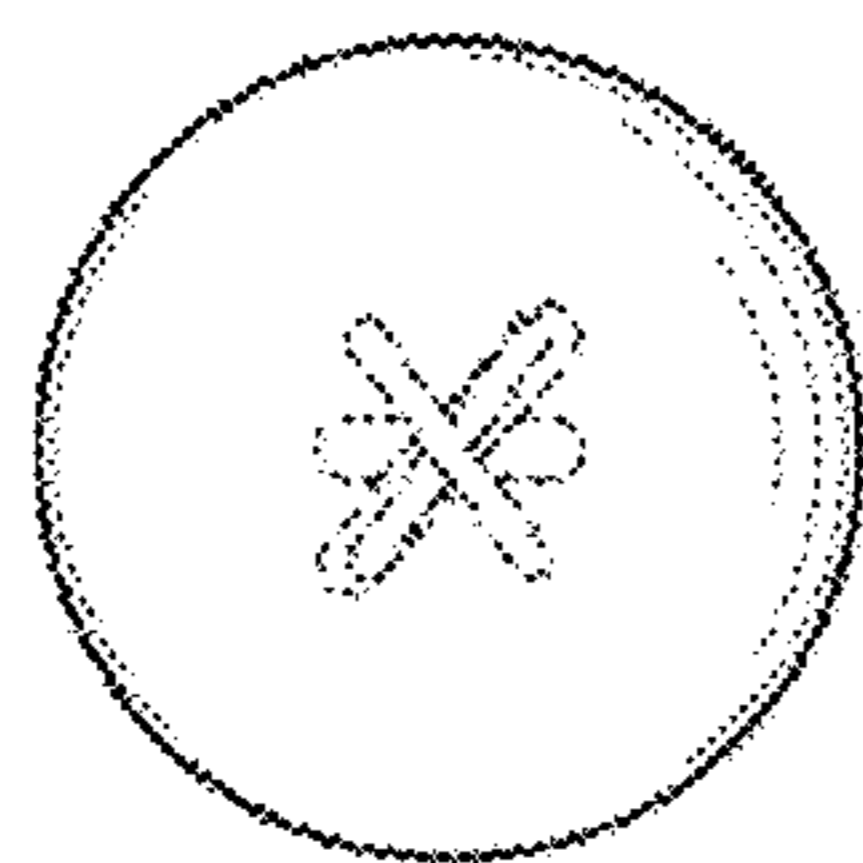


Fig. 4

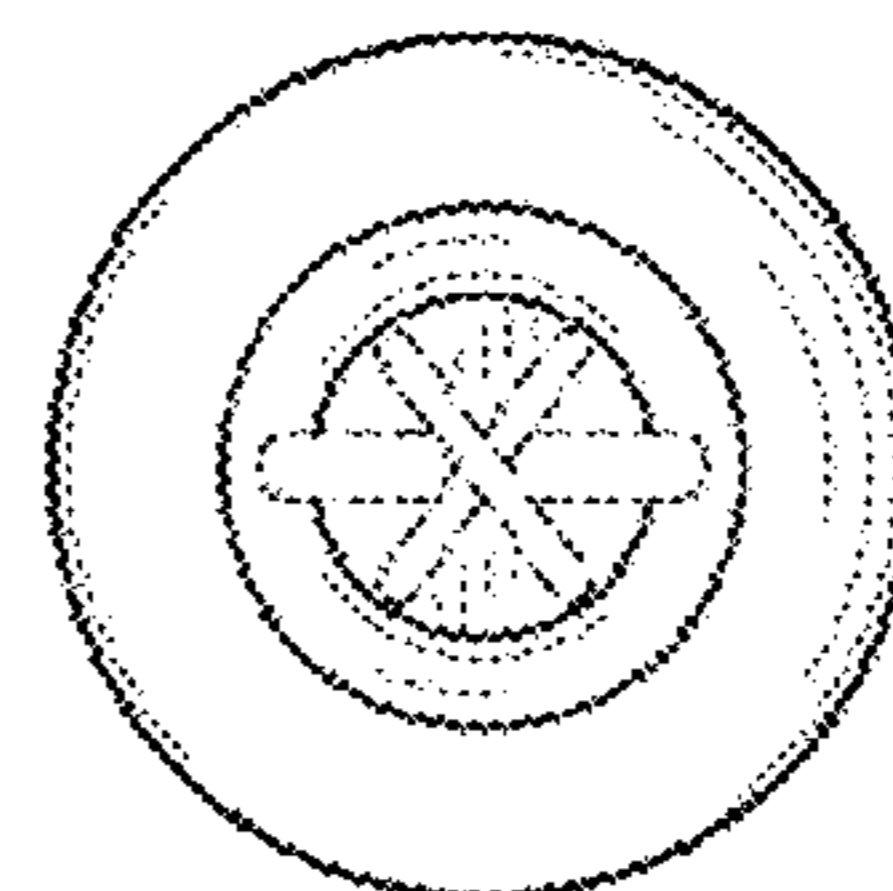


Fig. 5