



US00D922241S

(12) **United States Design Patent**
Waldbueser, Jr.

(10) **Patent No.:** **US D922,241 S**
(45) **Date of Patent:** **** Jun. 15, 2021**

- (54) **BAR**
- (71) Applicant: **William Douglas Waldbueser, Jr.**, Fort Lauderdale, FL (US)
- (72) Inventor: **William Douglas Waldbueser, Jr.**, Fort Lauderdale, FL (US)
- (**) Term: **15 Years**
- (21) Appl. No.: **29/674,714**
- (22) Filed: **Dec. 24, 2018**
- (51) **LOC (13) Cl.** **11-01**
- (52) **U.S. Cl.**
USPC **D11/86**
- (58) **Field of Classification Search**
USPC D11/1-2, 7, 40-44, 46-49, 53, 56, 57, D11/59-61, 63, 65, 79-83, 86-87, 89-90, D11/91-92, 99, 101, 106, 114-116, D11/200-201; D8/382
CPC A44C 5/00; A44C 5/0015; A44C 5/2019; A44C 5/20; A44C 11/02
See application file for complete search history.

- 2004/0092874 A1* 5/2004 Mazidji A61M 5/5086 604/136
- 2009/0019889 A1* 1/2009 Smith A44C 5/2019 63/3
- 2014/0223961 A1* 8/2014 Mullins A44C 5/0015 63/1.13

* cited by examiner

Primary Examiner — Zenia I Bennett
(74) *Attorney, Agent, or Firm* — John Rizvi; John Rizvi, P.A.—The Patent Professor®

(57) **CLAIM**

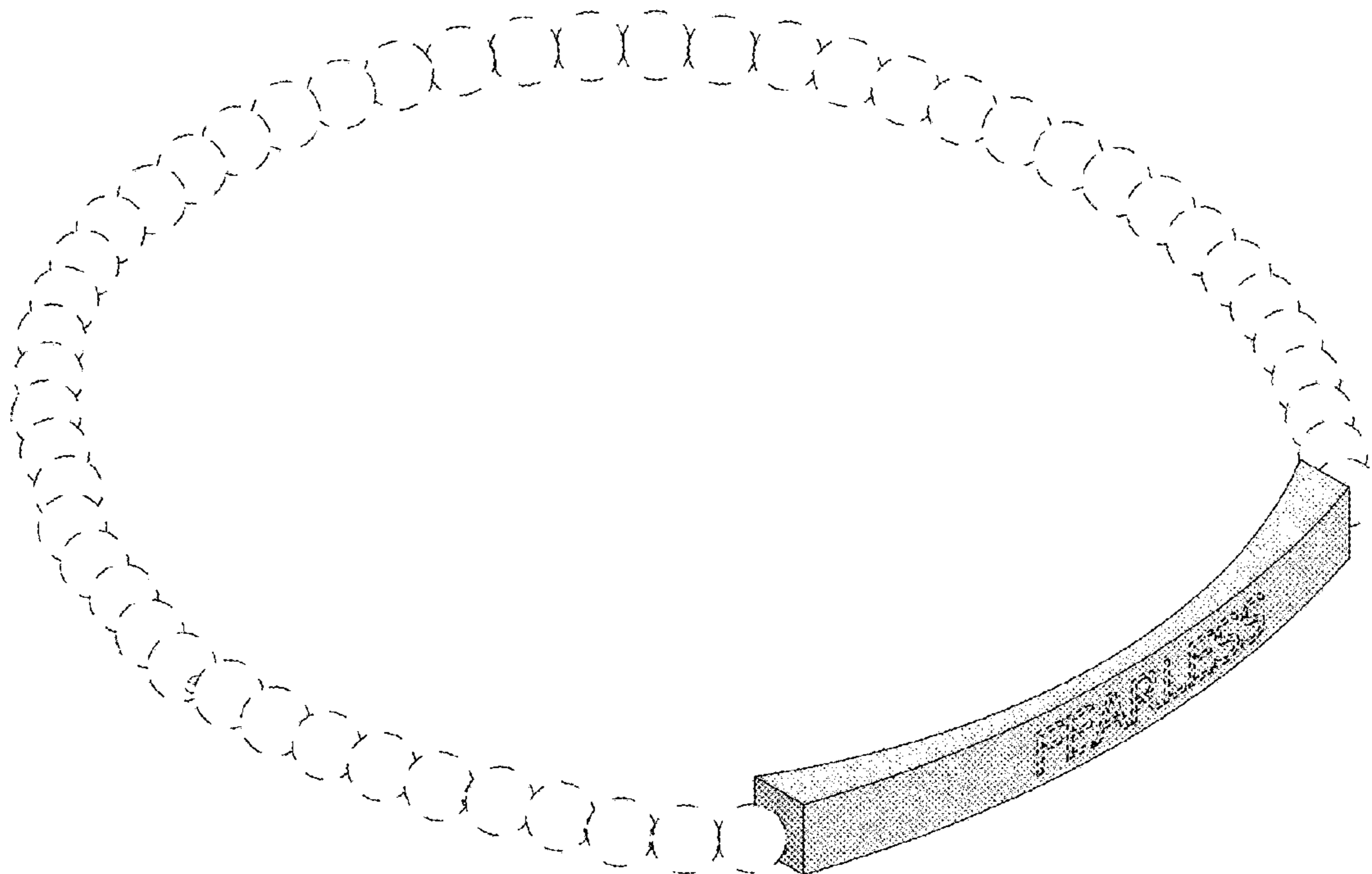
I claim the ornamental design for an ornamental bar, as shown and described.

DESCRIPTION

FIG. 1 is a front isometric view of an ornamental bar showing my new design;
 FIG. 2 is a front view thereof;
 FIG. 3 is a back view thereof;
 FIG. 4 is a right side view thereof;
 FIG. 5 is a left side view thereof;
 FIG. 6 is a top view, the opposite view being a mirror image;
 FIG. 7 is an enlarged back view thereof;
 FIG. 8 is an enlarged front view thereof;
 FIG. 9 is an enlarged top view thereof; and,
 FIG. 10 is an enlarged left side view thereof.
 A bottom view has been omitted as it is merely a mirror image of the top view.
 An enlarged right side view has been omitted as it is merely a mirror image of the enlarged left side view.
 The broken lines depicting portions of the ornamental bar in the drawing are for illustrative purposes only and form no part of the claimed design.

1 Claim, 6 Drawing Sheets

- (56) **References Cited**
U.S. PATENT DOCUMENTS
D305,743 S * 1/1990 Hirsch D11/94
6,470,708 B1 10/2002 Green
6,578,981 B2 * 6/2003 Jackson H05B 45/10 362/104
6,701,583 B1 * 3/2004 McCullough A44C 5/20 24/116 A
D732,415 S * 6/2015 Wright D11/3
D823,708 S * 7/2018 Tsai D11/2
10,080,406 B2 * 9/2018 Montaquila A44C 5/2019



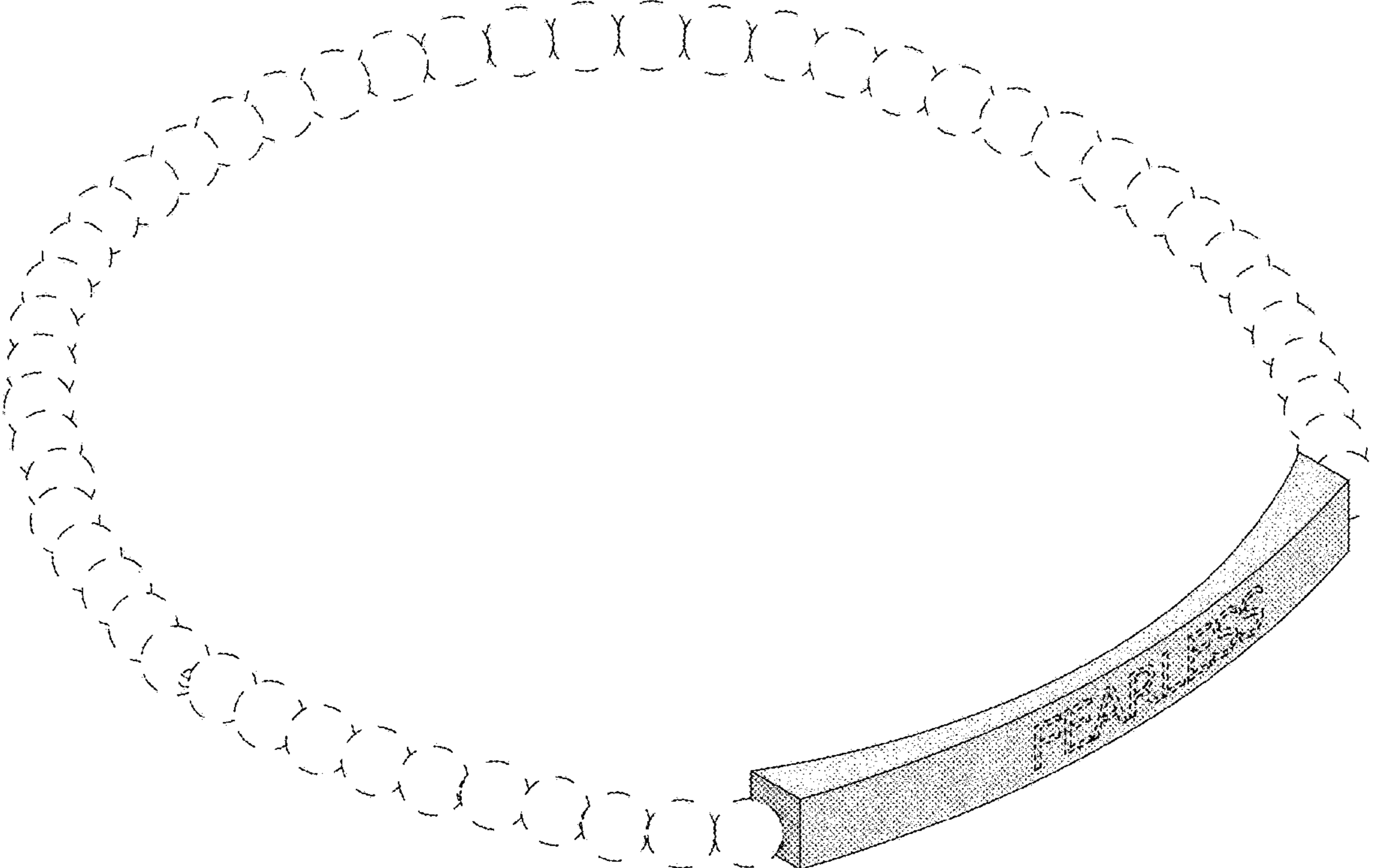


FIG. 1




FIG. 2

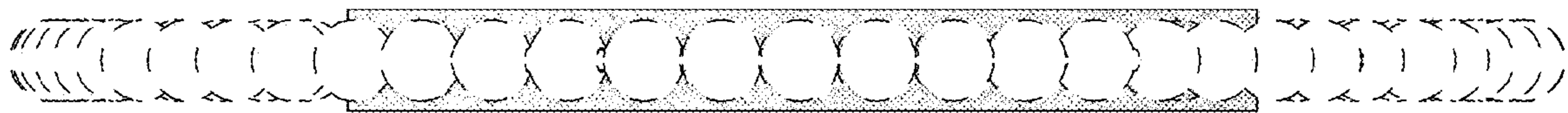


FIG. 3

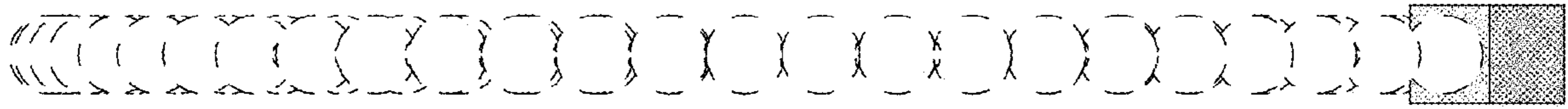


FIG. 4



FIG. 5

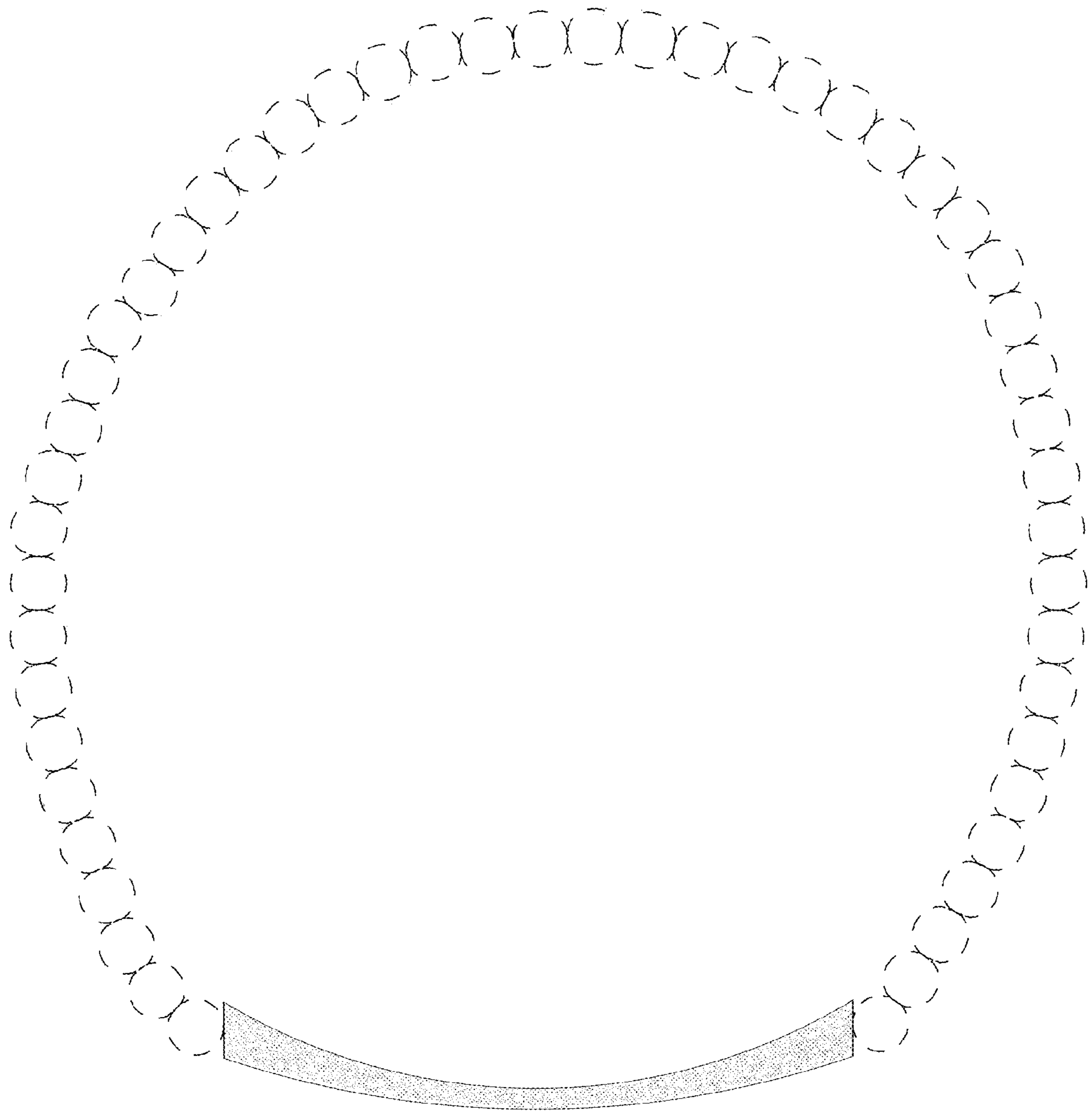


FIG. 6




FIG. 7




FIG. 8

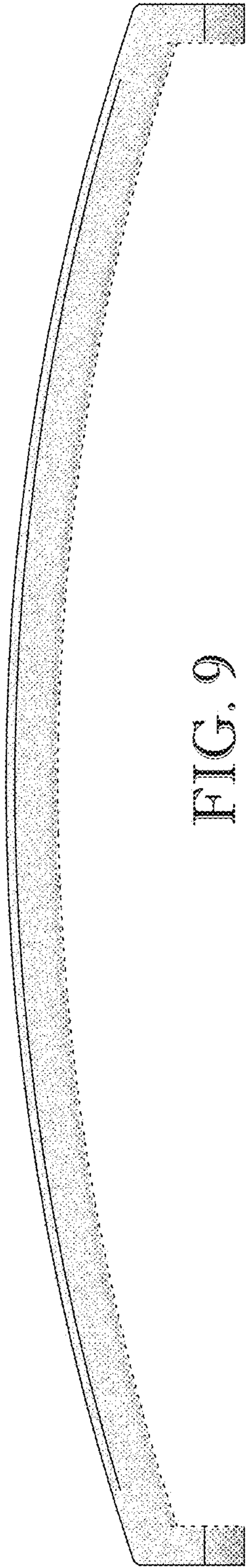


FIG. 9

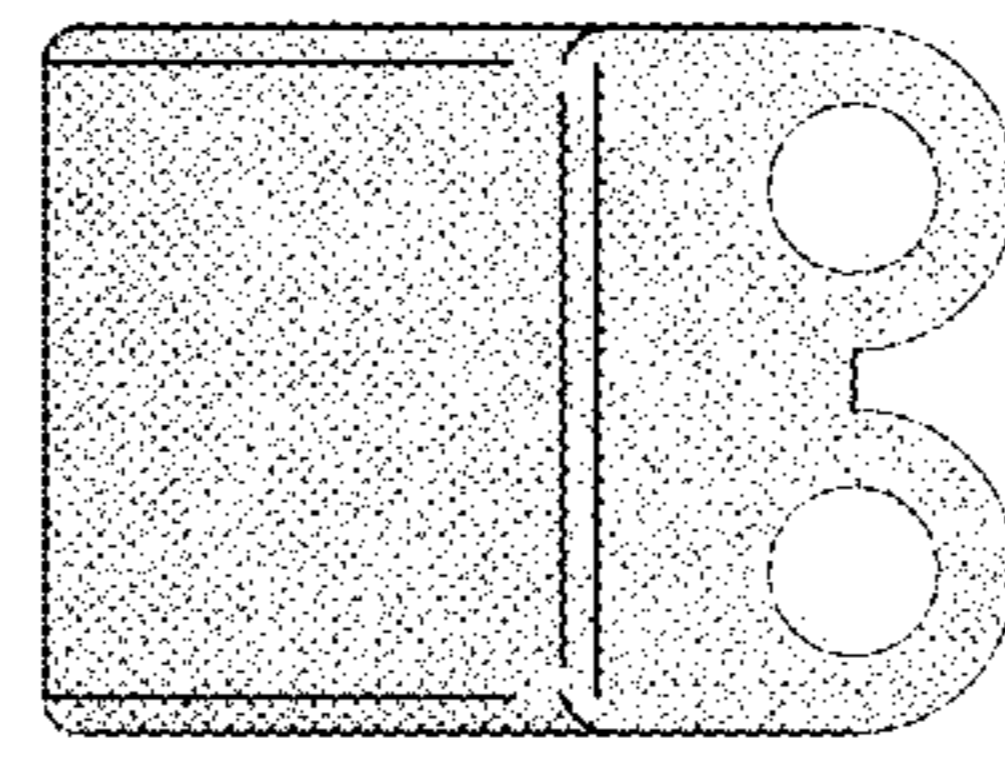


FIG. 10