



US00D922239S

(12) **United States Design Patent** (10) **Patent No.:** **US D922,239 S**
Parvex (45) **Date of Patent:** **** Jun. 15, 2021**

(54) **BROOCH**
(71) Applicant: **Van Cleef & Arpels SA,**
Villars-sur-Glâne (CH)
(72) Inventor: **Isabelle Parvex,** Bagneux (FR)
(73) Assignee: **Van Cleef & Arpels SA,**
Villars-sur-Glâne (CH)

D847,684 S * 5/2019 Parvex D11/52
D847,685 S * 5/2019 Parvex D11/52
D847,686 S * 5/2019 Parvex D11/58
D847,687 S * 5/2019 Parvex D11/58
D848,306 S * 5/2019 Parvex D11/48
D848,307 S * 5/2019 Parvex D11/48
D848,896 S * 5/2019 Parvex D11/58
D849,585 S * 5/2019 Parvex D11/48
D851,533 S * 6/2019 Parvex D11/52

(**) Term: **15 Years**
(21) Appl. No.: **29/721,467**
(22) Filed: **Jan. 21, 2020**

(30) **Foreign Application Priority Data**

Jul. 23, 2019 (WO) 085693

(51) **LOC (13) Cl.** **11-01**
(52) **U.S. Cl.**
USPC **D11/49**

(58) **Field of Classification Search**
USPC D11/40, 41, 42, 43, 47, 79, 204, 211,
D11/217, 220, 224, 225, 133, 239, 14, 31,
D11/44, 49, 50, 58, 82, 100, 107, 127,
D11/134, 158, 159, 162
CPC A44C 1/00; A44C 15/005; A44C 15/0055;
A44C 7/00
See application file for complete search history.

(56) **References Cited**

U.S. PATENT DOCUMENTS

D22,037 S * 12/1892 Hopkins D11/100
D29,529 S * 10/1898 Packwood D11/97
D56,673 S * 11/1920 Miller D6/316
D107,246 S * 11/1937 Luteran et al. D7/699
D135,173 S * 3/1943 Philippe D11/49
D222,089 S * 9/1971 Murdoch et al. D21/832

OTHER PUBLICATIONS

Lucky Animals—Van Cleef & Arpels, no date available, [online],
[site visited Jan. 30, 2021], Retrieved from url:https://www.
vancleefarpels.com/us/en/collections/jewelry/fauna/lucky-animals.
html (Year: 2021).*

* cited by examiner

Primary Examiner — Wendy L Arminio

Assistant Examiner — Tracey J Bell

(74) *Attorney, Agent, or Firm* — Taft Stettinius &
Hollister LLP

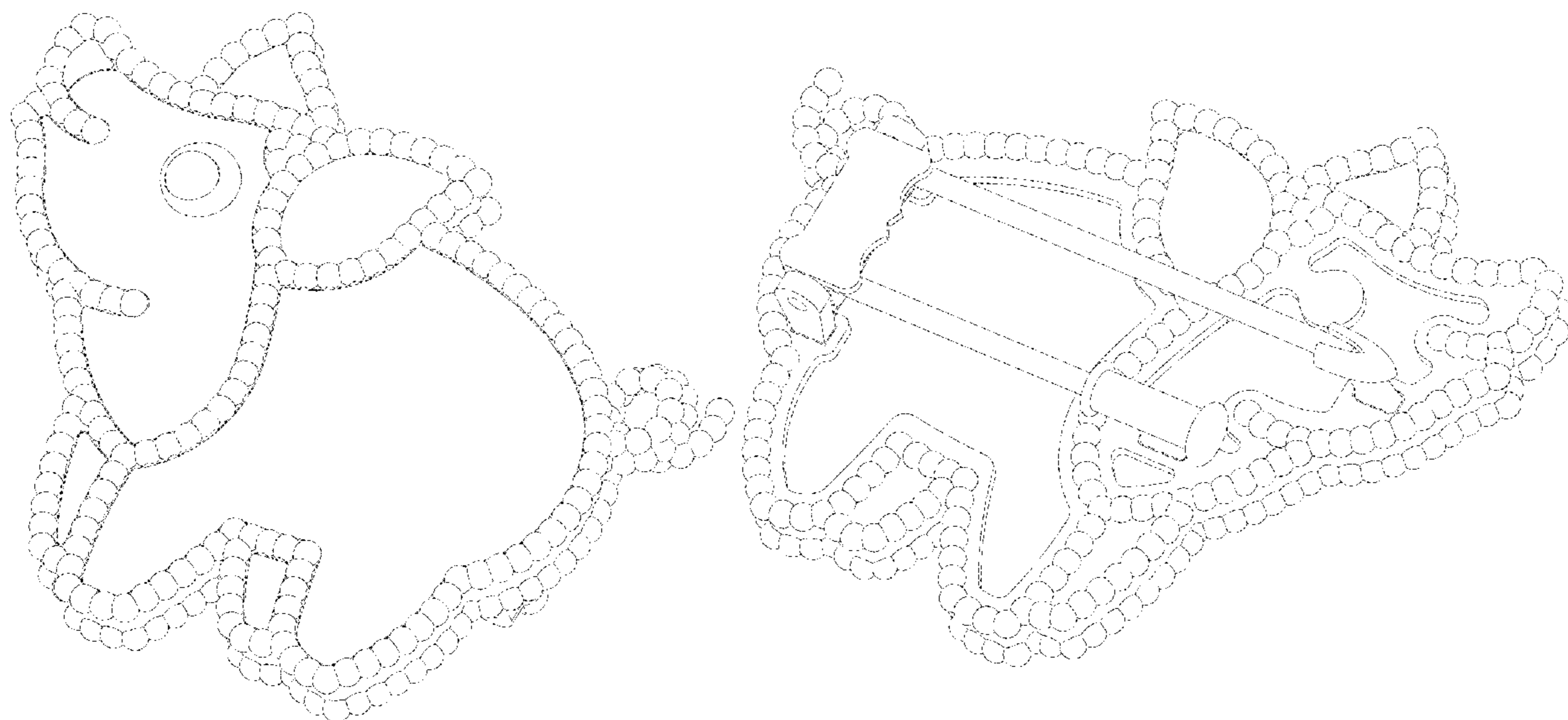
(57) **CLAIM**

The ornamental design for a brooch, as shown and
described.

DESCRIPTION

FIG. 1 is a front elevational view of a brooch showing my
new design;
FIG. 2 is a back elevational view thereof;
FIG. 3 is a right side elevational view thereof;
FIG. 4 is a left side elevational view thereof;
FIG. 5 is a bottom plan view thereof;
FIG. 6 is a top plan view thereof;
FIG. 7 is a front, right side perspective view thereof; and,
FIG. 8 is a back, left side perspective view thereof.

1 Claim, 8 Drawing Sheets






Fig. 1

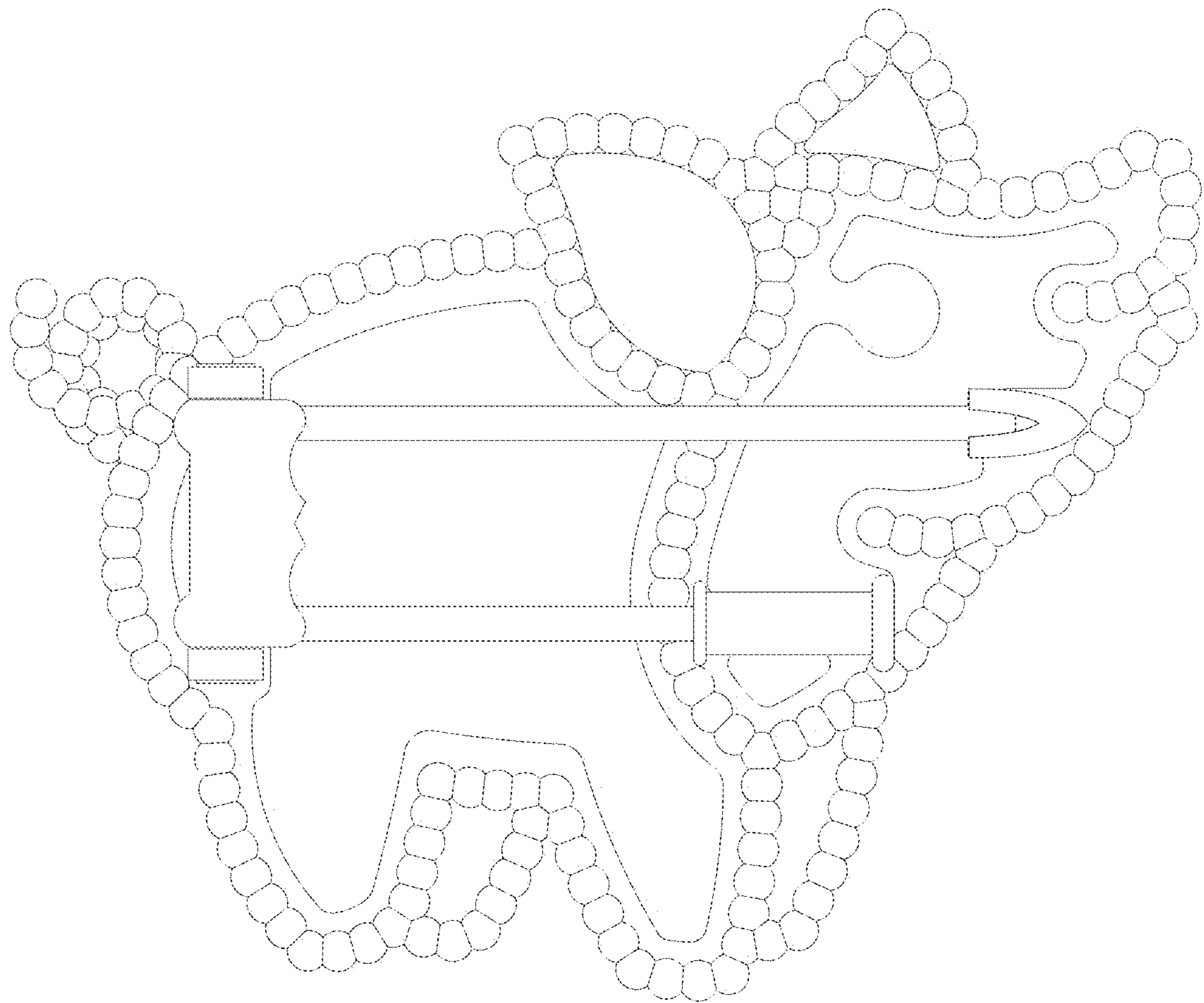


Fig. 2

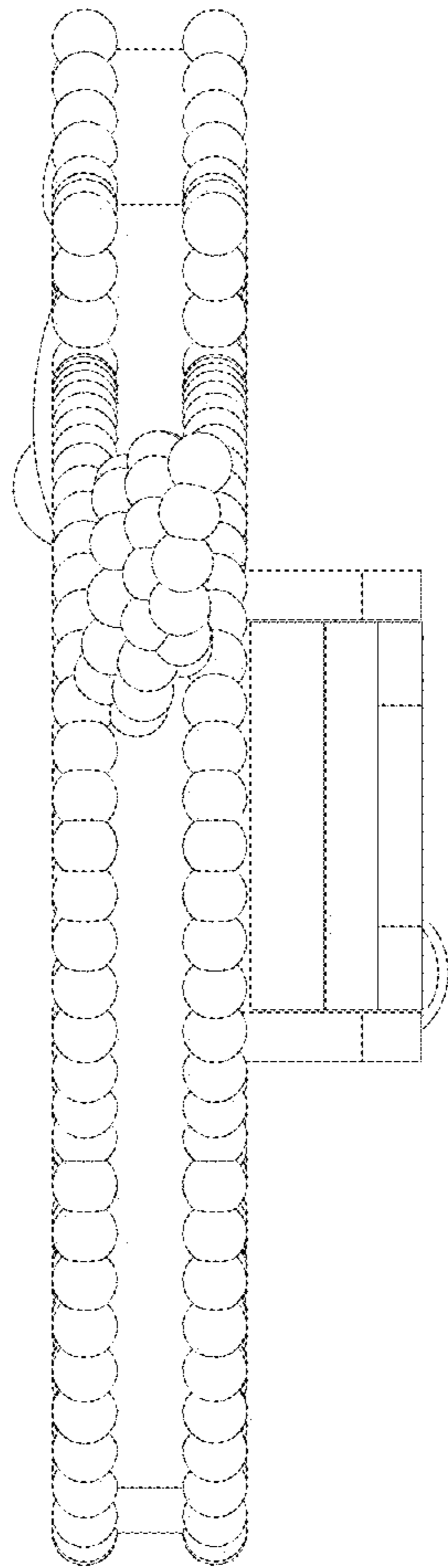


Fig. 3

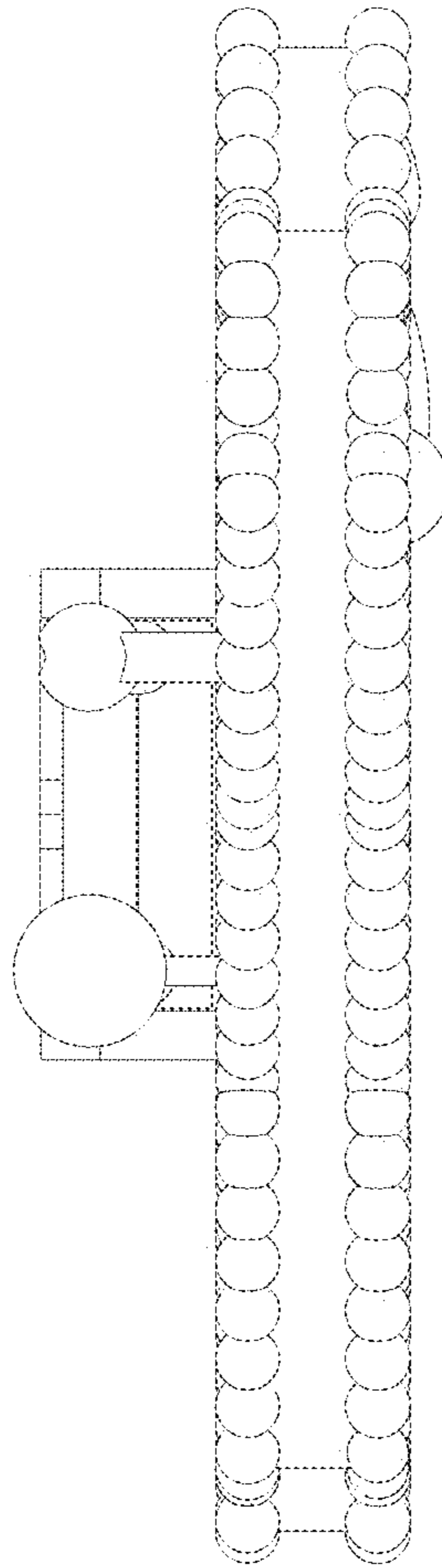


Fig. 4

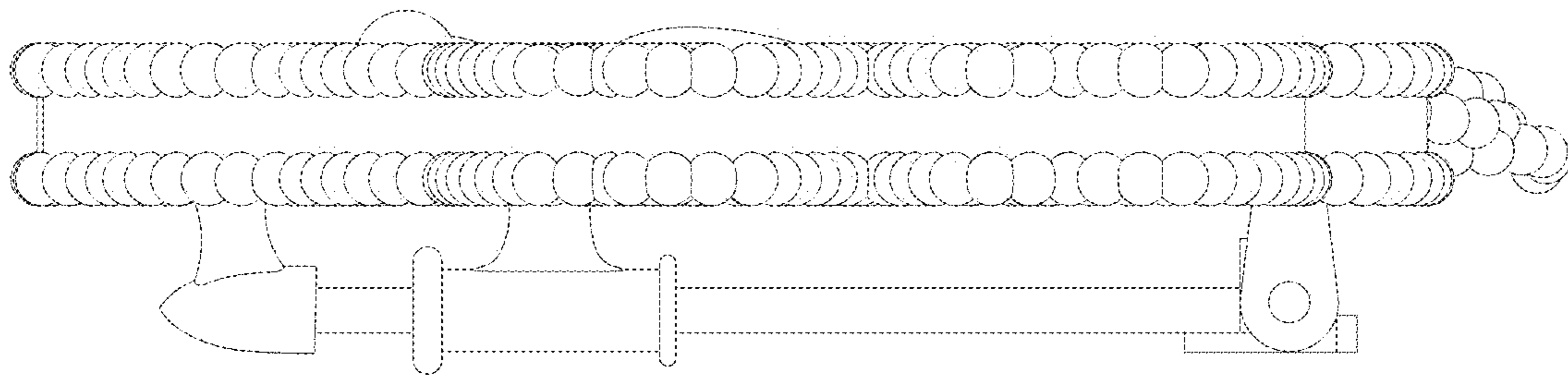


Fig. 5

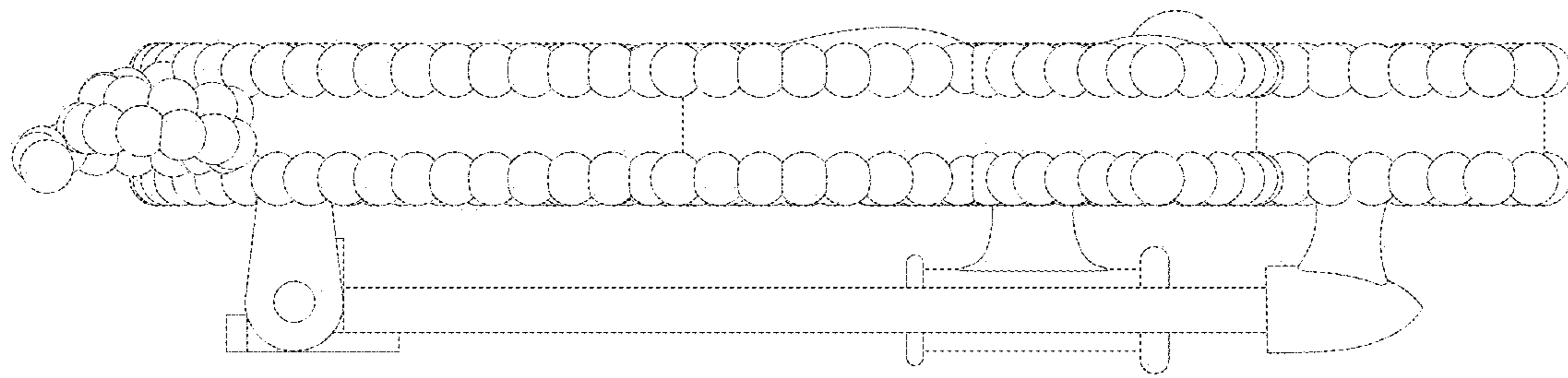


Fig. 6

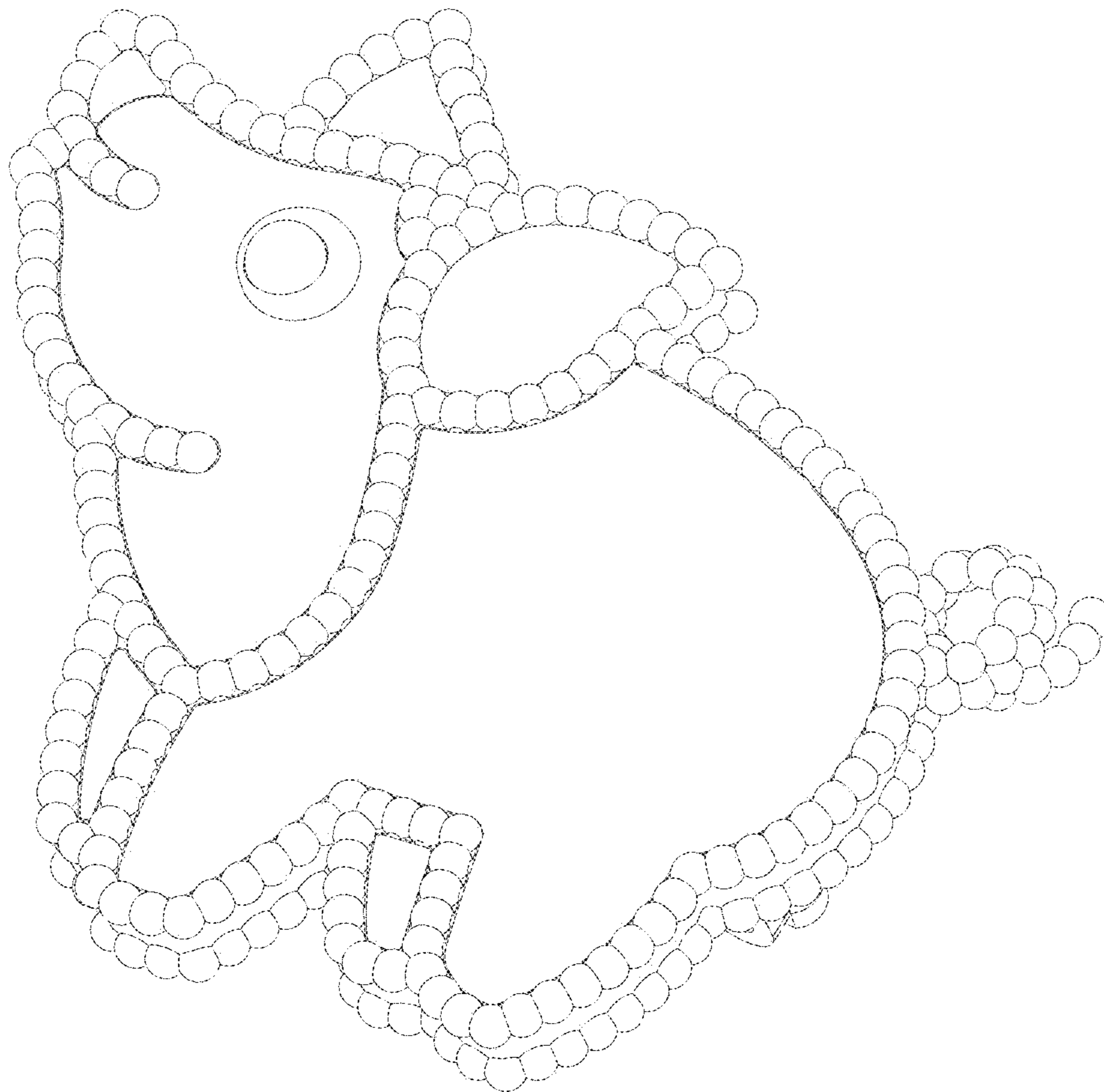


Fig. 7

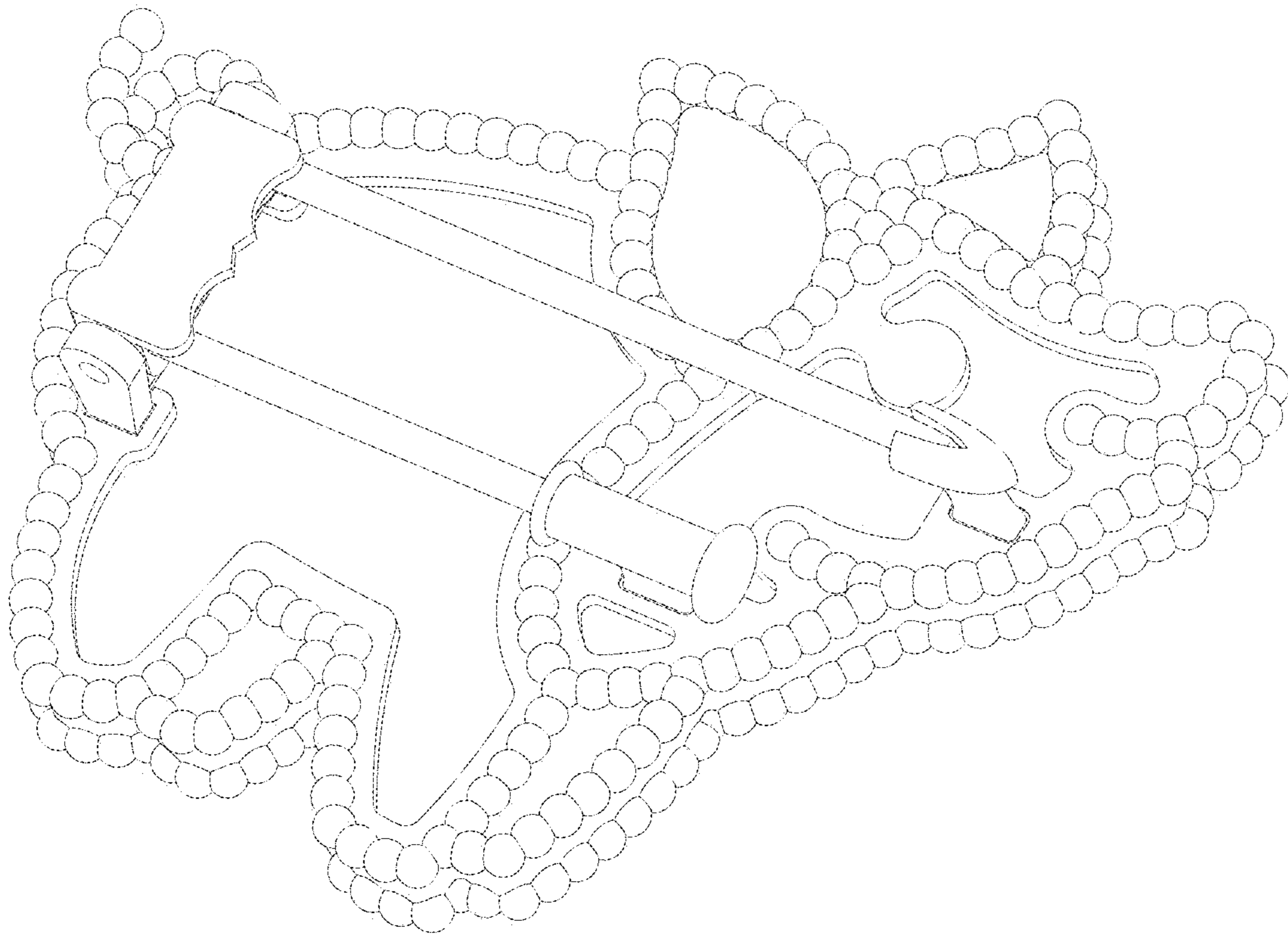


Fig. 8