



US00D922233S

(12) **United States Design Patent**  
**Keith**

(10) **Patent No.:** **US D922,233 S**

(45) **Date of Patent:** **\*\* Jun. 15, 2021**

- (54) **TRAFFIC STOP**
- (71) Applicant: **Walter J. Keith**, Boonville, IN (US)
- (72) Inventor: **Walter J. Keith**, Boonville, IN (US)
- (\*\*) Term: **15 Years**
- (21) Appl. No.: **29/681,309**
- (22) Filed: **Feb. 25, 2019**
- (51) **LOC (13) Cl.** ..... **10-05**
- (52) **U.S. Cl.**  
USPC ..... **D10/109.2**
- (58) **Field of Classification Search**  
USPC ..... D20/41; D10/109.1, 109.2, 104.1, 114.1,  
D10/114.9  
CPC . G09F 7/00; G09F 21/02; G09F 13/16; G09F  
9/33  
See application file for complete search history.

6,519,884 B1 *	2/2003	Duhamel	.....	G09F 7/00 40/606.19
D498,162 S *	11/2004	Evans	.....	D10/109.1
D672,674 S *	12/2012	Davis	.....	D10/109.2
D804,578 S *	12/2017	Loew	.....	D20/41
D842,381 S *	3/2019	Loew	.....	D20/41
2006/0012486 A1 *	1/2006	Gibson	.....	G09F 9/33 340/815.45
2009/0000166 A1 *	1/2009	Gallet	.....	G09F 13/16 40/582

\* cited by examiner

*Primary Examiner* — George D. Kirschbaum

(57) **CLAIM**

The ornamental design for a traffic stop, as shown and described.

**DESCRIPTION**

FIG. 1 is a front view of my new design;  
FIG. 2 is a rear view of FIG. 1;  
FIG. 3 is a right side view of FIG. 1;  
FIG. 4 is a left side view of FIG. 1;  
FIG. 5 is a top view of FIG. 1; and,  
FIG. 6 is a bottom view of FIG. 1.

**1 Claim, 6 Drawing Sheets**

- (56) **References Cited**  
U.S. PATENT DOCUMENTS  
D106,229 S \* 9/1937 Broussard et al. .... D10/114.1  
D330,686 S \* 11/1992 Campagna ..... D10/114.9  
5,755,051 A \* 5/1998 Zumbuhl ..... G09F 21/02  
340/908  
D405,377 S \* 2/1999 Davis ..... D10/114.9




FIG. 1




FIG. 2




FIG. 3

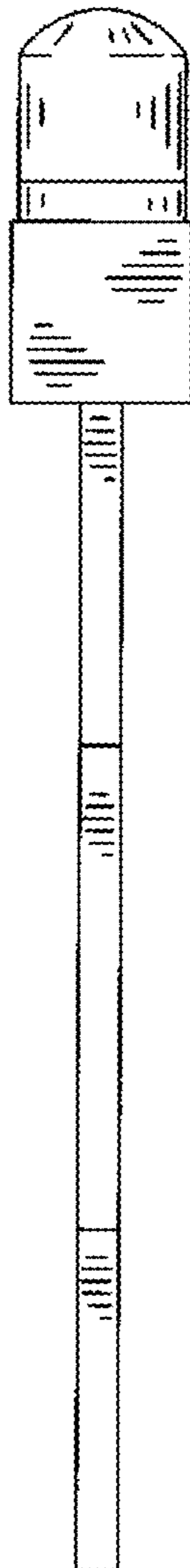


FIG. 4

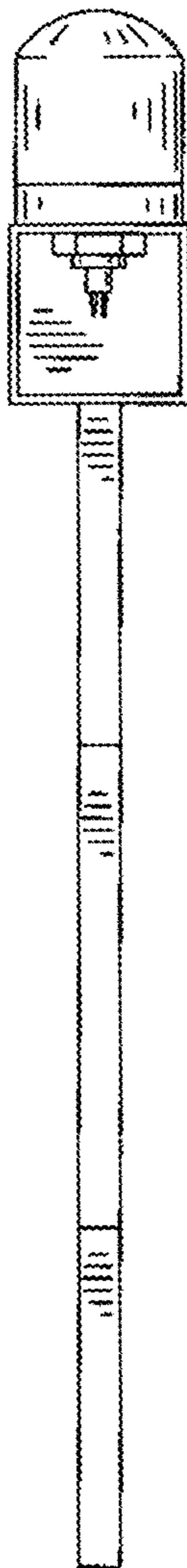


FIG. 5

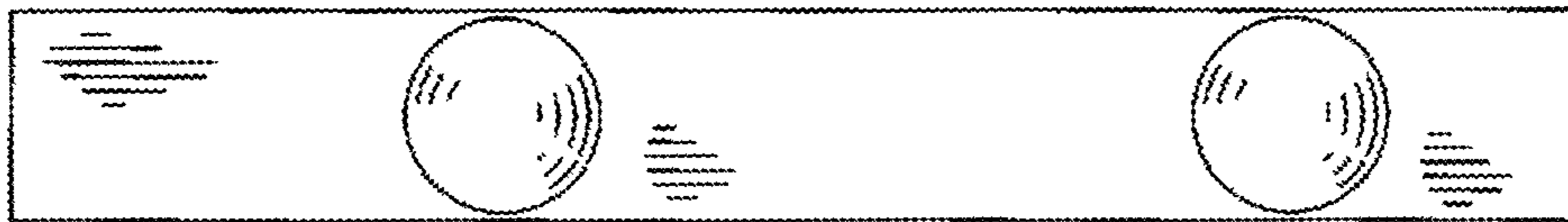


FIG. 6

