



US00D922182S

(12) **United States Design Patent**  
**Wedding et al.**

(10) **Patent No.:** **US D922,182 S**  
(45) **Date of Patent:** **\*\* Jun. 15, 2021**

(54) **CABLE HANGER**

(71) Applicant: **Cambria County Association for the Blind & Handicapped**, Johnstown, PA (US)

(72) Inventors: **Timothy Joseph Wedding**, Johnstown, PA (US); **Paul Edward Martin**, Johnstown, PA (US)

(73) Assignee: **Cambria County Association For The Blind And Handicapped**, Johnstown, PA (US)

(\*\*) Term: **15 Years**

(21) Appl. No.: **29/764,661**

(22) Filed: **Dec. 31, 2020**

(51) **LOC (13) Cl.** ..... **08-05**

(52) **U.S. Cl.**  
USPC ..... **D8/367**

(58) **Field of Classification Search**  
USPC ..... D8/367, 354, 349, 356, 395; D12/162; 224/248, 268, 904  
CPC ... A47G 29/083; F16B 45/00; A63B 21/0557; B60P 7/0823  
See application file for complete search history.

(56) **References Cited**

**U.S. PATENT DOCUMENTS**

D283,787 S *	5/1986	Chap	.....	D8/370
4,714,221 A *	12/1987	Cawrey	.....	A47F 5/0823
				248/220.42
5,176,302 A *	1/1993	Smith	.....	B44D 3/14
				224/672
D373,072 S *	8/1996	Durante	.....	D8/367
D404,127 S *	1/1999	Lammers	.....	248/303
D422,888 S *	4/2000	Outten	.....	D8/367
D458,116 S *	6/2002	Roethler	.....	D8/367

D489,963 S *	5/2004	Mazooji	.....	D8/370
D504,934 S *	5/2005	Amburgey	.....	D22/149
D532,074 S *	11/2006	Travis, Sr.	.....	D22/149
D546,147 S *	7/2007	Cullen	.....	D8/16
D554,980 S *	11/2007	Mihelis	.....	D8/356
D587,470 S *	3/2009	Croisdale	.....	D6/317
D600,102 S *	9/2009	Larkin	.....	D8/367
7,677,504 B2 *	3/2010	Hutchinson	.....	E04D 13/076
				248/48.2
7,757,996 B2 *	7/2010	Jacobs	.....	F16L 3/14
				248/64
7,823,852 B1 *	11/2010	Reno	.....	A47G 7/044
				248/302
D629,291 S *	12/2010	Veilleux	.....	D8/370
D631,332 S *	1/2011	Bauer	.....	D8/367
D632,952 S *	2/2011	Dablemont	.....	D8/367
D644,088 S *	8/2011	Gallaty	.....	D8/354
D648,208 S *	11/2011	Platt	.....	D8/367
8,162,361 B2 *	4/2012	Biddington	.....	F24B 15/002
				294/14

(Continued)

*Primary Examiner* — Cynthia R Underwood

(74) *Attorney, Agent, or Firm* — Eckert Seamans Cherin & Mellott, LLC


(57) **CLAIM**

The ornamental design for a cable hanger, as shown and described.

**DESCRIPTION**

FIG. 1 is a first isometric view of the cable hanger; FIG. 2 is a second isometric view of the cable hanger; FIG. 3 is a front view of the cable hanger; FIG. 4 is a back view of the cable hanger; FIG. 5 is a top view of the cable hanger; FIG. 6 is a bottom view of the cable hanger; FIG. 7 is a left view of the cable hanger; and, FIG. 8 is a right view of the cable hanger. The broken lines in the drawings depict environmental subject matter only and form no part of the claimed design.

**1 Claim, 6 Drawing Sheets**



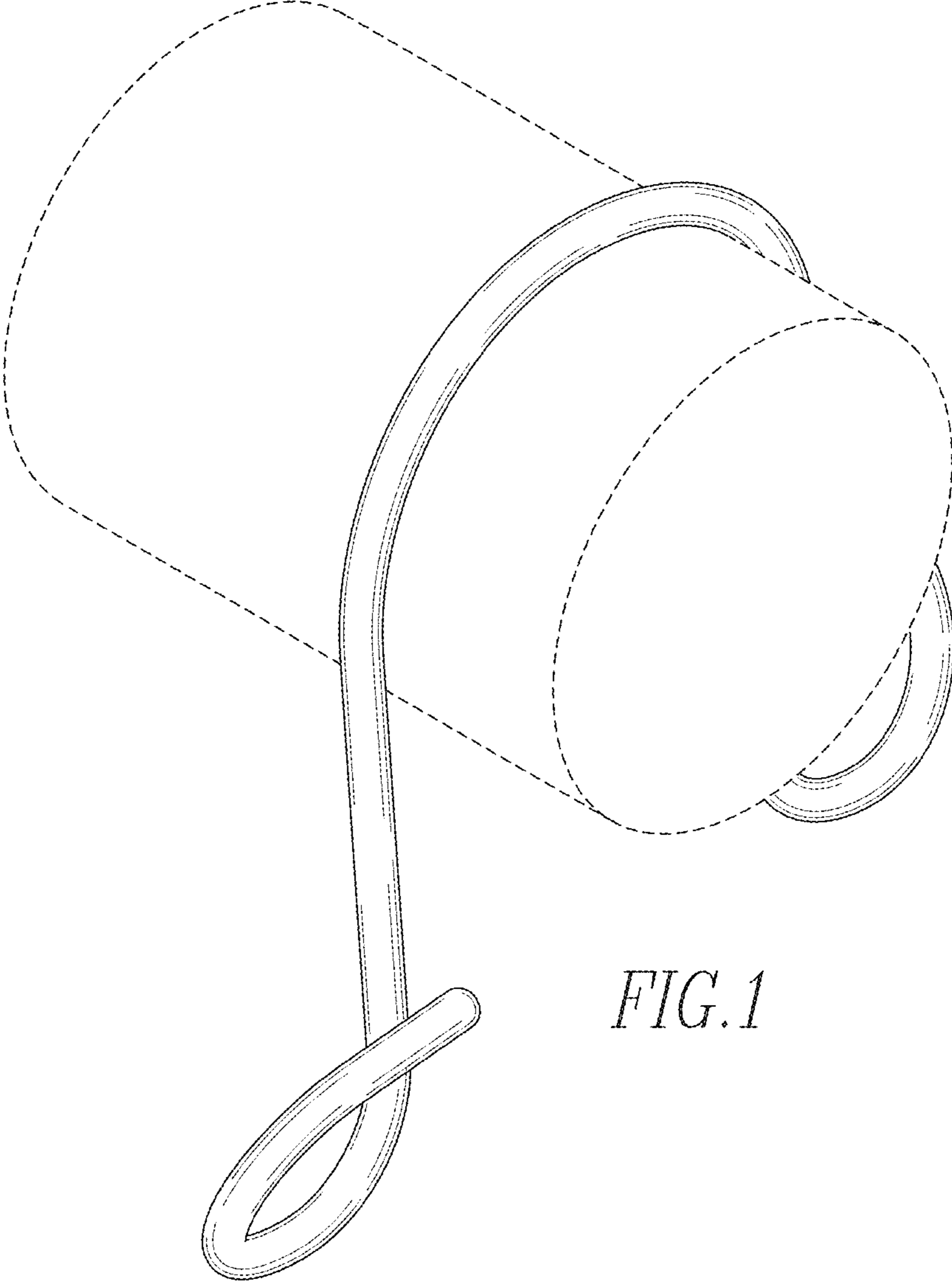
(56)

**References Cited**

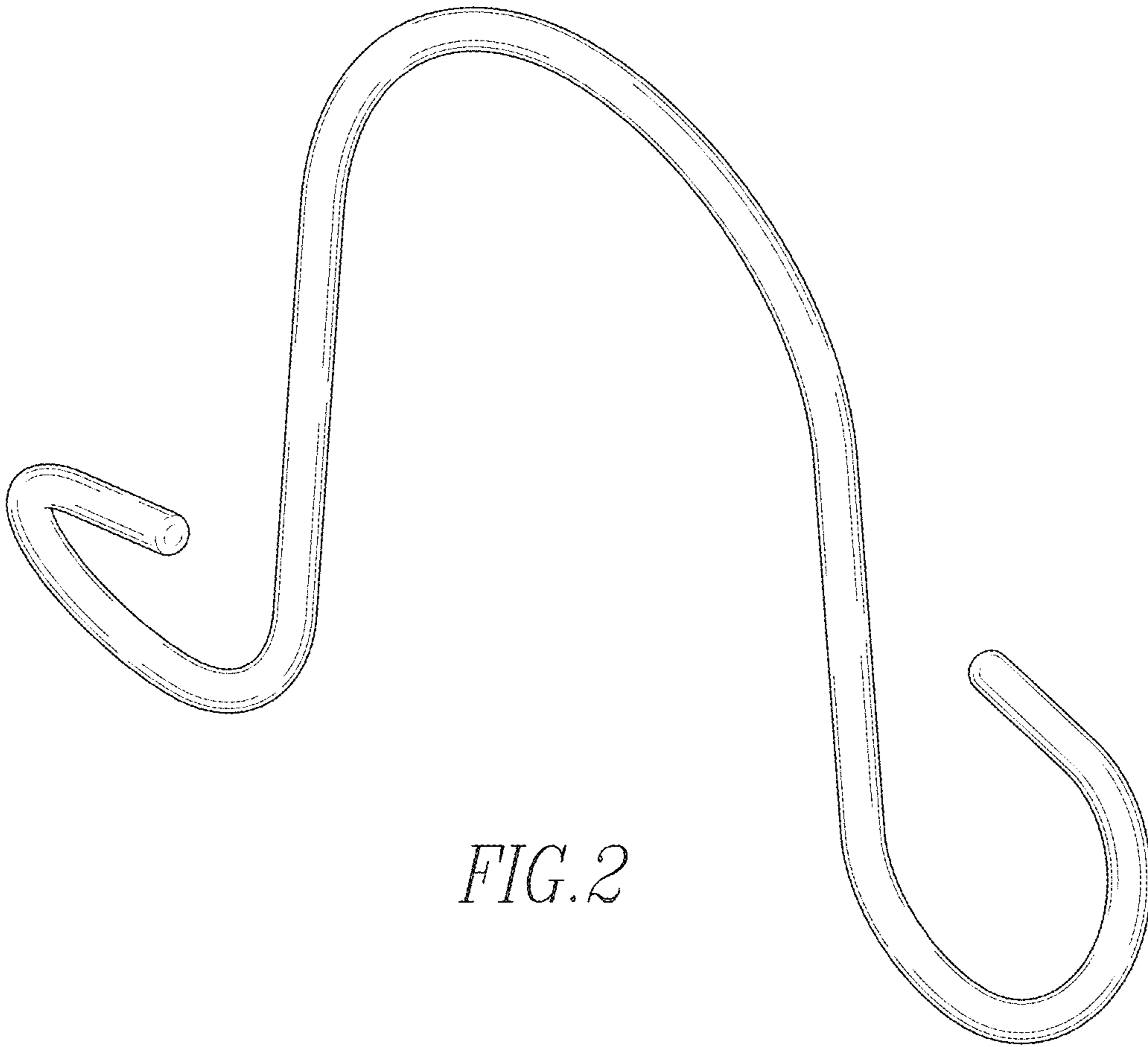
U.S. PATENT DOCUMENTS

D661,574 S *	6/2012	Platt .....	D8/367
D668,938 S *	10/2012	Morales .....	D8/367
D672,227 S *	12/2012	Hendricks .....	D8/394
D679,095 S *	4/2013	Williams .....	D3/328
D687,291 S *	8/2013	Hendricks .....	D8/394
D698,105 S *	1/2014	Huster .....	D30/199
D699,556 S *	2/2014	Hendricks .....	D8/394
D702,112 S *	4/2014	Cittadino .....	D8/367
D753,984 S *	4/2016	Combs .....	D8/354
D837,637 S *	1/2019	Hack .....	D8/367
D865,497 S *	11/2019	Williamson .....	D8/367
D874,906 S *	2/2020	Ruddick .....	D8/356
D907,471 S *	1/2021	Clark .....	D8/367
2002/0000504 A1 *	1/2002	Bayne .....	F21S 4/10 248/302

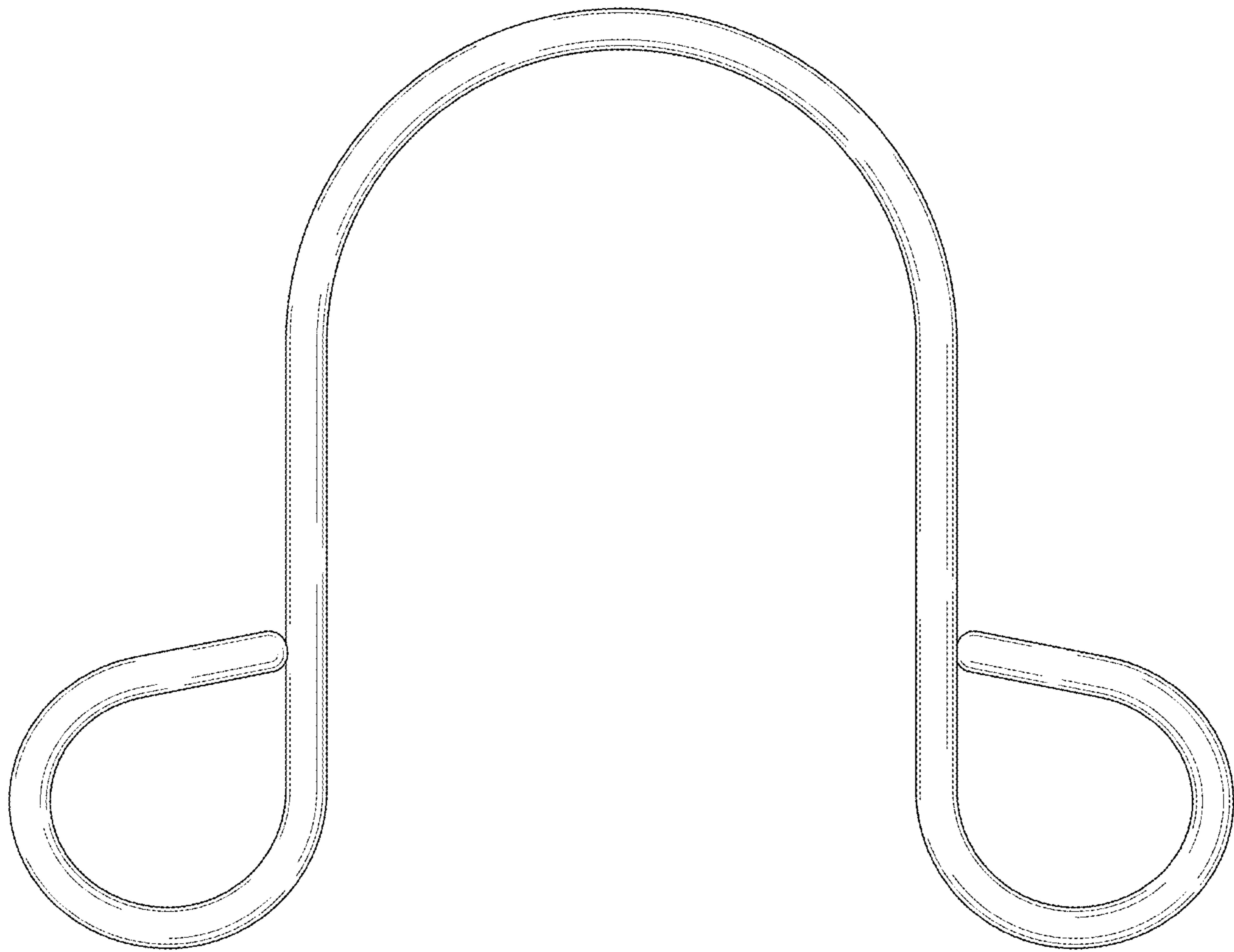
\* cited by examiner



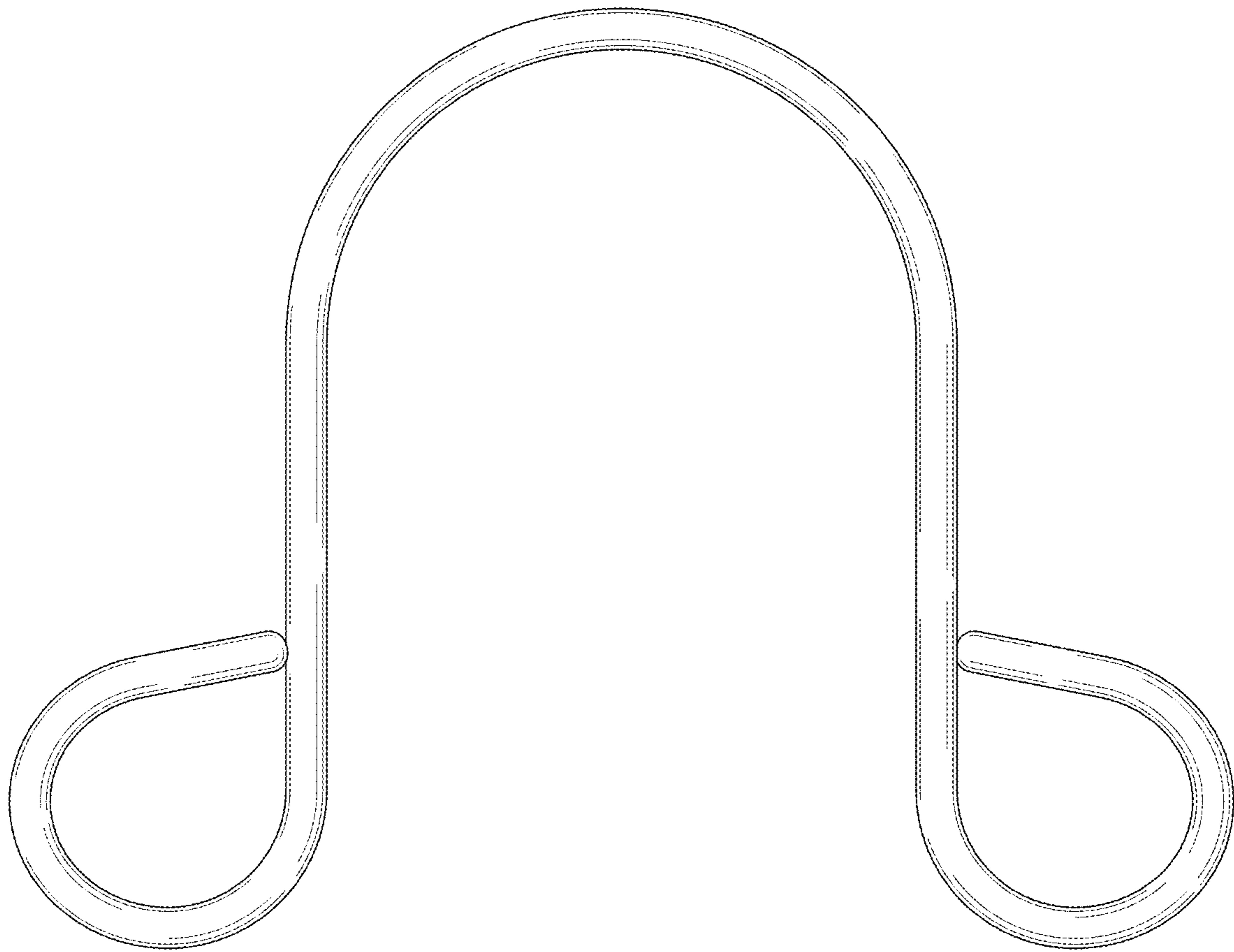
*FIG. 1*



*FIG. 2*

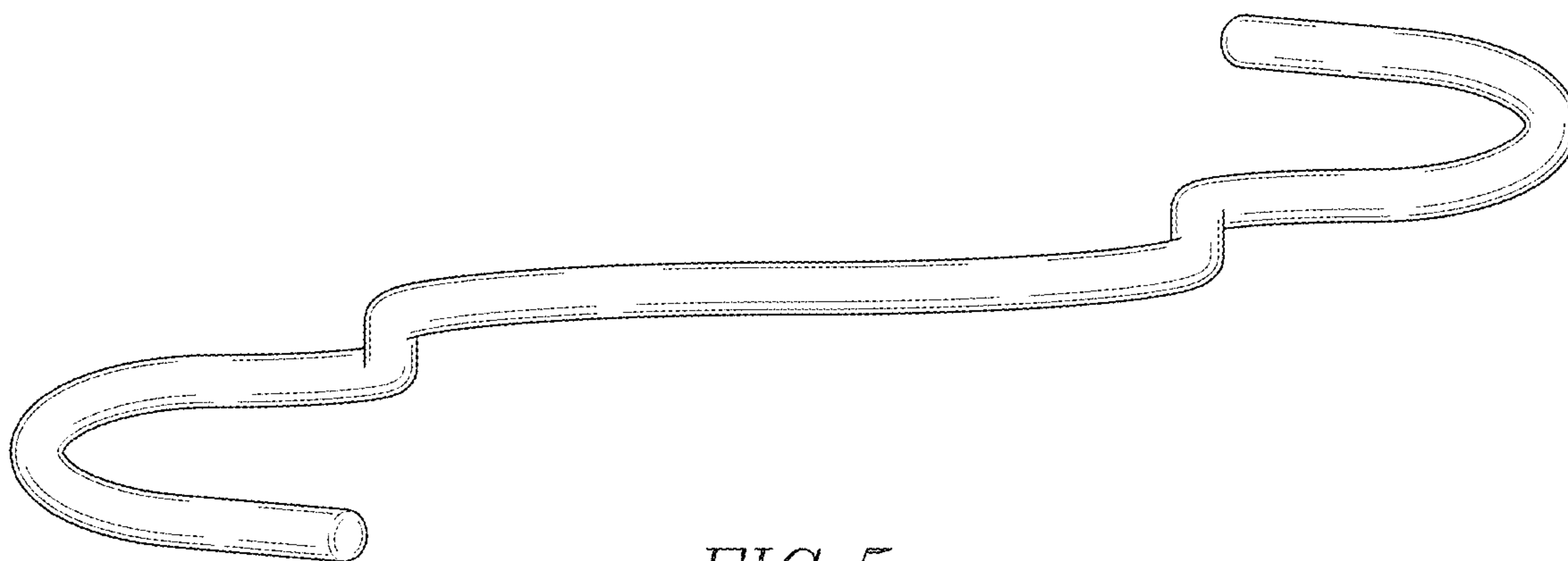


*FIG. 3*

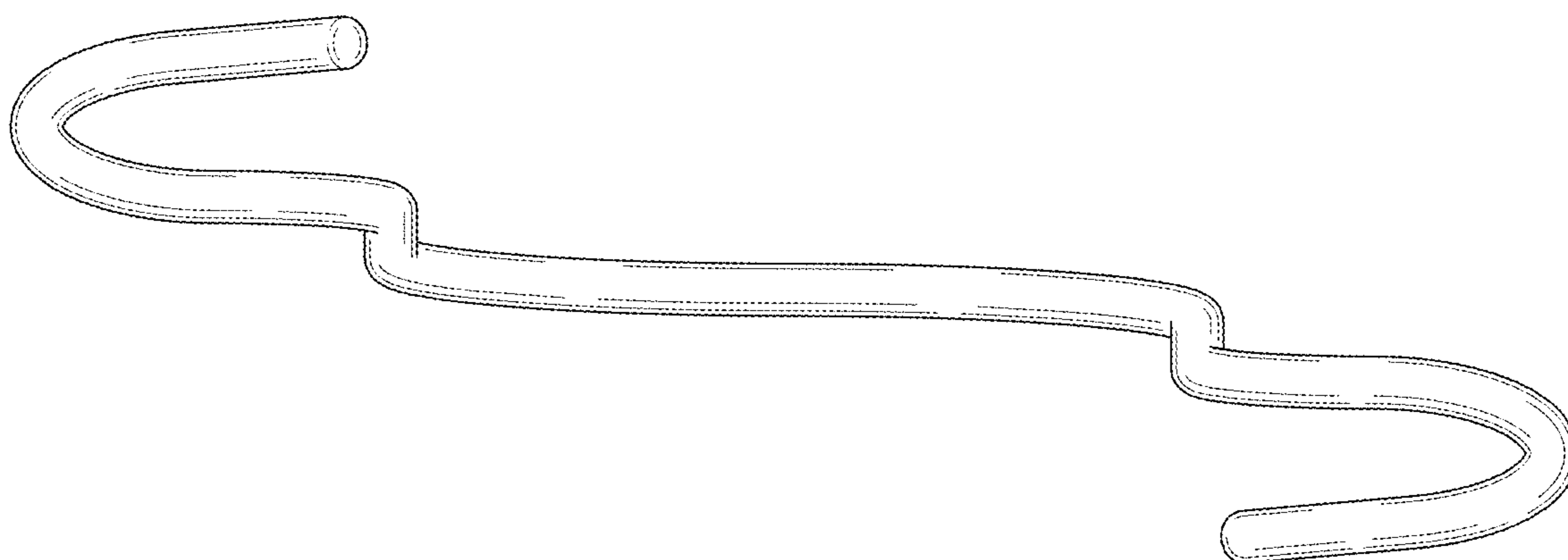


*FIG. 4*

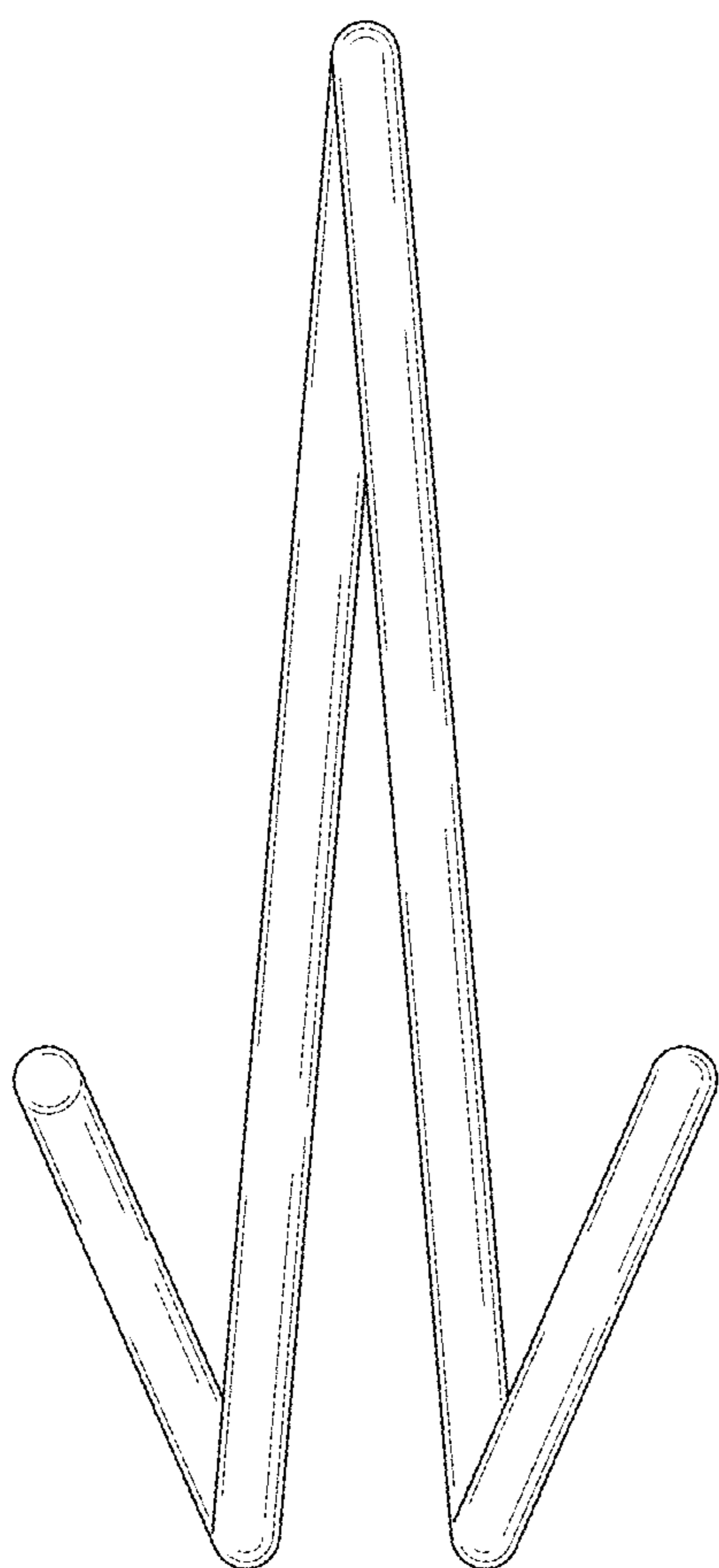




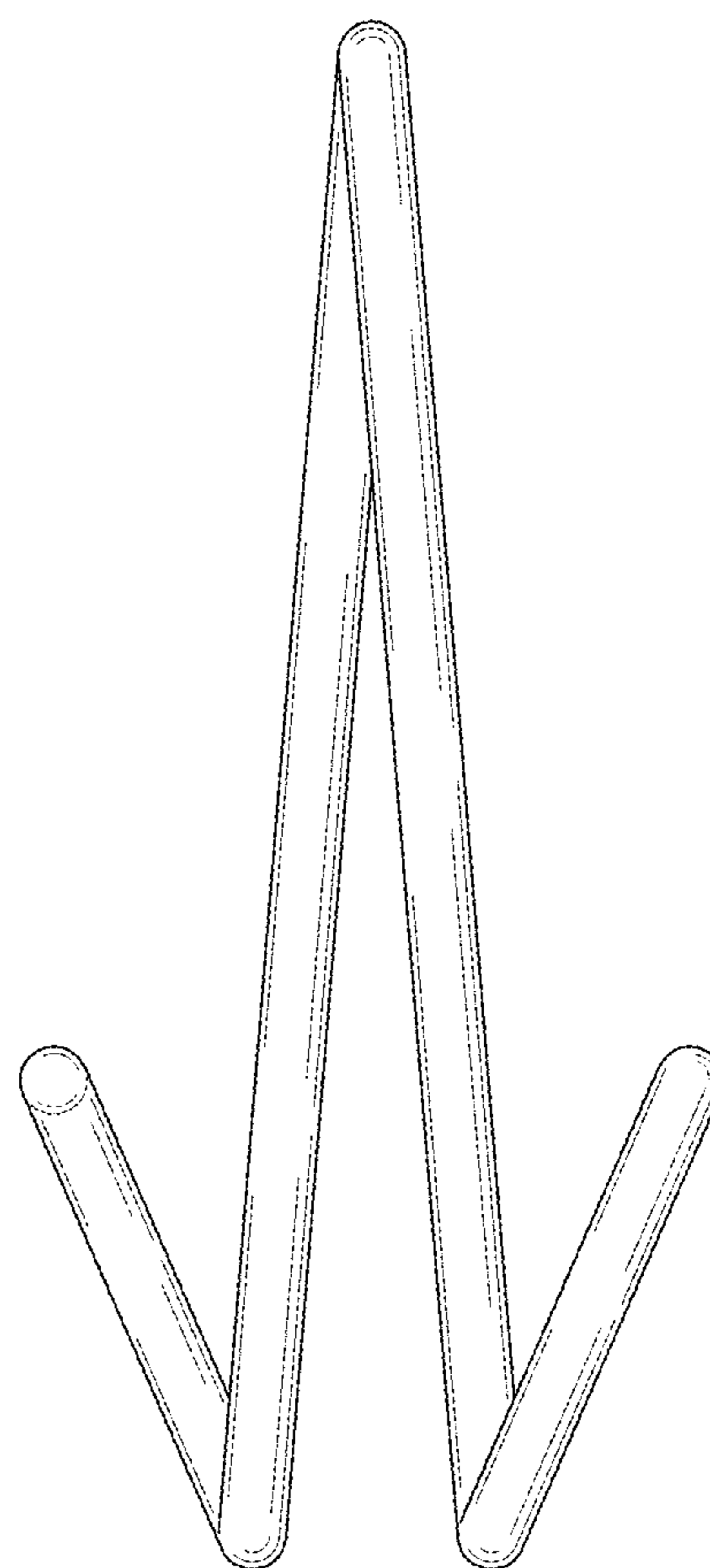
*FIG. 5*



*FIG. 6*



*FIG. 7*



*FIG. 8*