



US00D922181S

(12) **United States Design Patent**
Wildrick

(10) **Patent No.:** **US D922,181 S**
(45) **Date of Patent:** **** Jun. 15, 2021**

(54) **HOOK**
(71) Applicant: **Jeffrey M Wildrick**, South Dartmouth,
MA (US)
(72) Inventor: **Jeffrey M Wildrick**, South Dartmouth,
MA (US)

(**) Term: **15 Years**

(21) Appl. No.: **29/726,874**

(22) Filed: **Mar. 6, 2020**

(51) **LOC (13) Cl.** **08-05**

(52) **U.S. Cl.**
USPC **D8/367**

(58) **Field of Classification Search**
USPC D8/14, 86, 70, 367, 370
CPC E21F 15/06; E04G 21/123; B21F 15/04;
B60P 7/0823
See application file for complete search history.

(56) **References Cited**

U.S. PATENT DOCUMENTS

D426,121 S * 6/2000 Kientz D8/14
D459,964 S * 7/2002 Ellis, Jr. D8/14

D505,314 S * 5/2005 Pollock-Kueny D8/367
7,303,329 B1 * 12/2007 Flynn B01F 7/00583
366/129
D561,542 S * 2/2008 Haas D8/14
D576,007 S * 9/2008 Murdock D8/70
D629,291 S * 12/2010 Veilleux D8/370
D819,420 S * 6/2018 Andresen D8/70
2016/0067765 A1 * 3/2016 Quiamco B21F 15/06
140/118

* cited by examiner

Primary Examiner — Philip S Hyder

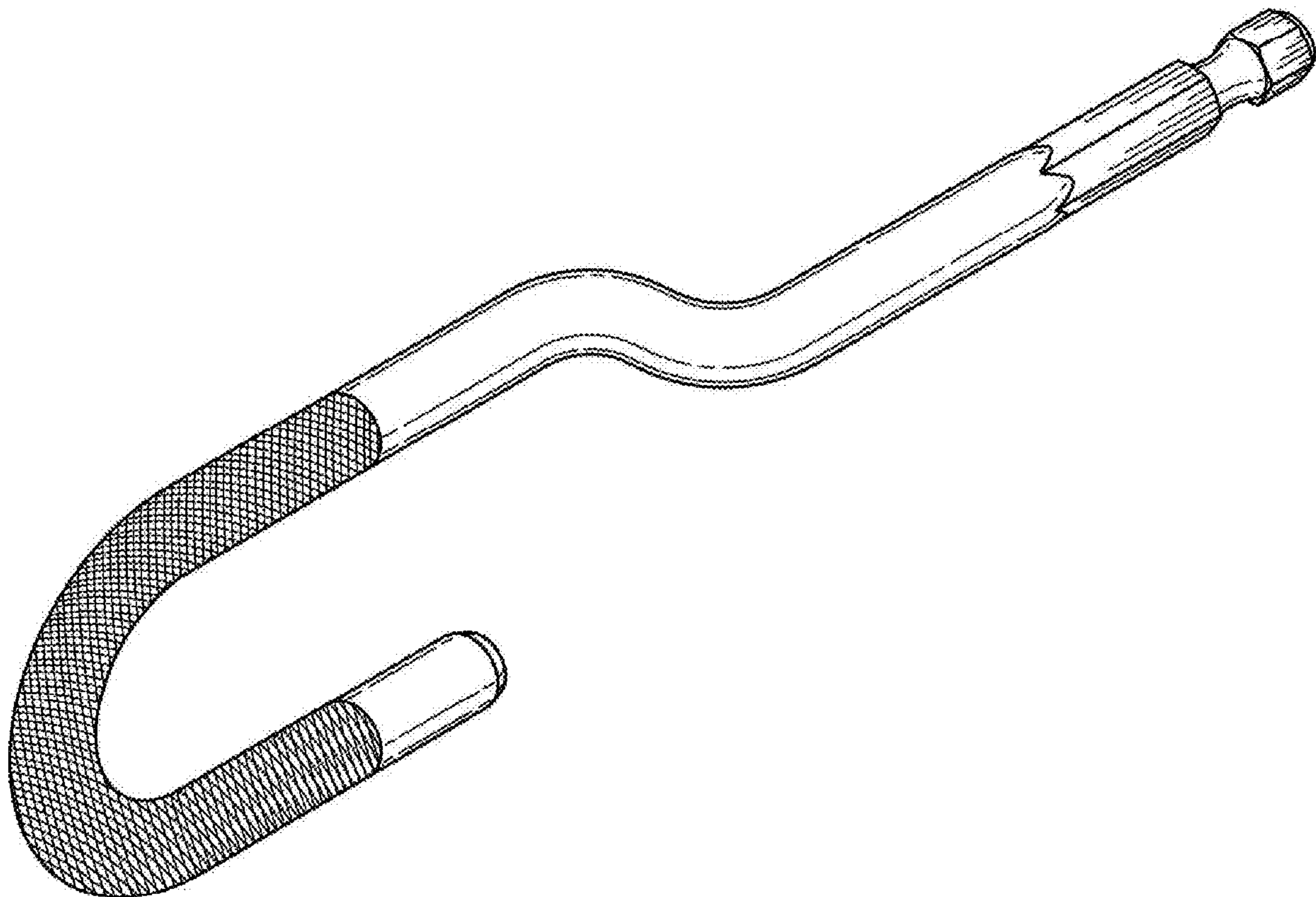
(57) **CLAIM**

The ornamental design for a hook, substantially as shown
and described.

DESCRIPTION

FIG. 1 is a top perspective view of a hook;
FIG. 2 is a left side view thereof;
FIG. 3 is a right side view thereof;
FIG. 4 is a top view thereof;
FIG. 5 is a bottom view thereof;
FIG. 6 is a front view thereof; and,
FIG. 7 is a rear view thereof.

1 Claim, 2 Drawing Sheets



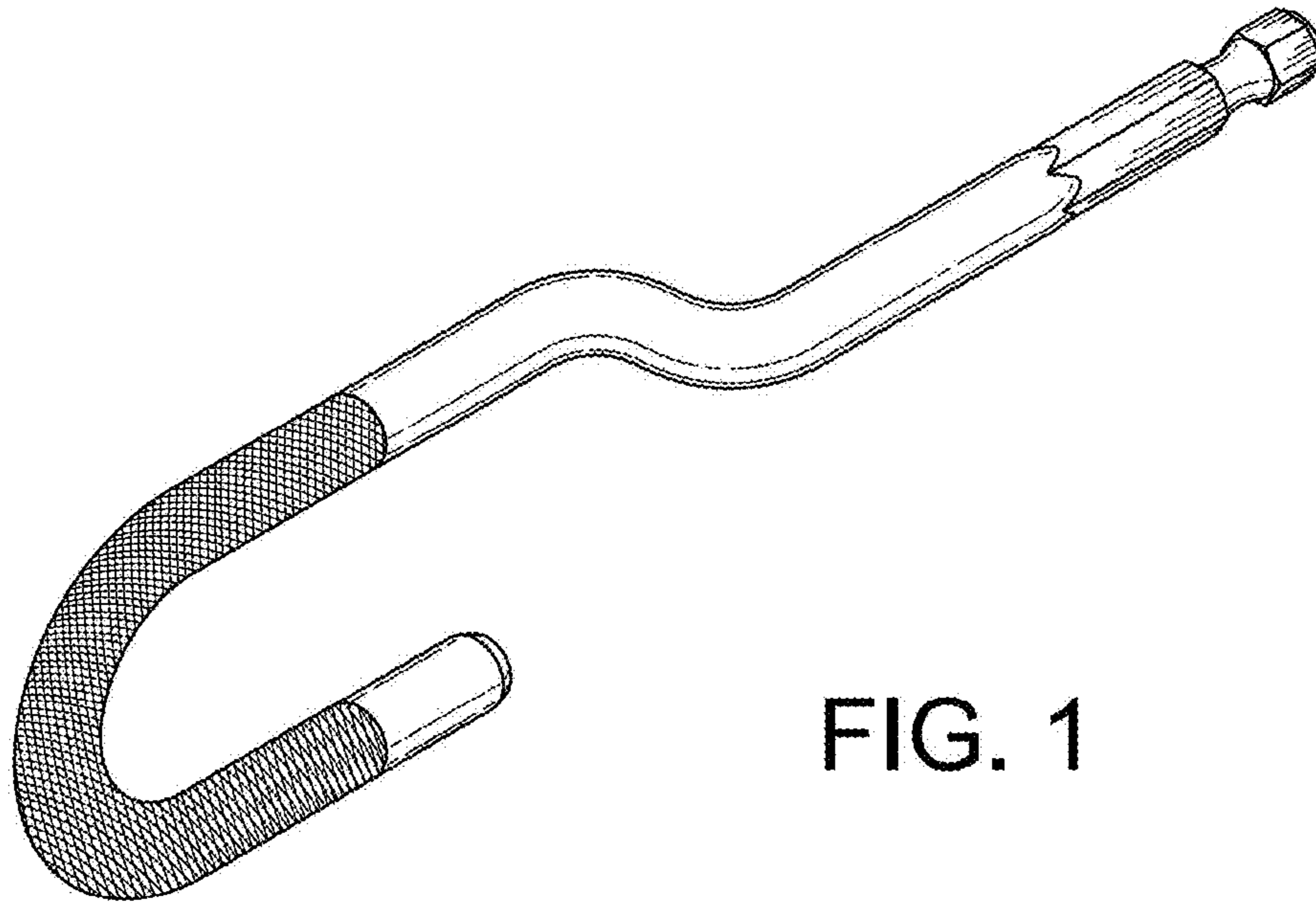


FIG. 1

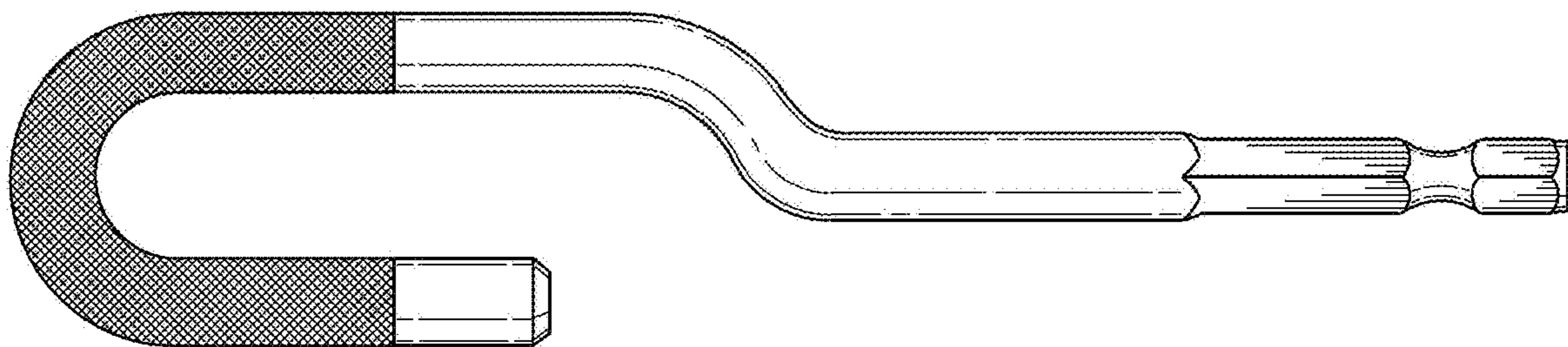


FIG. 2

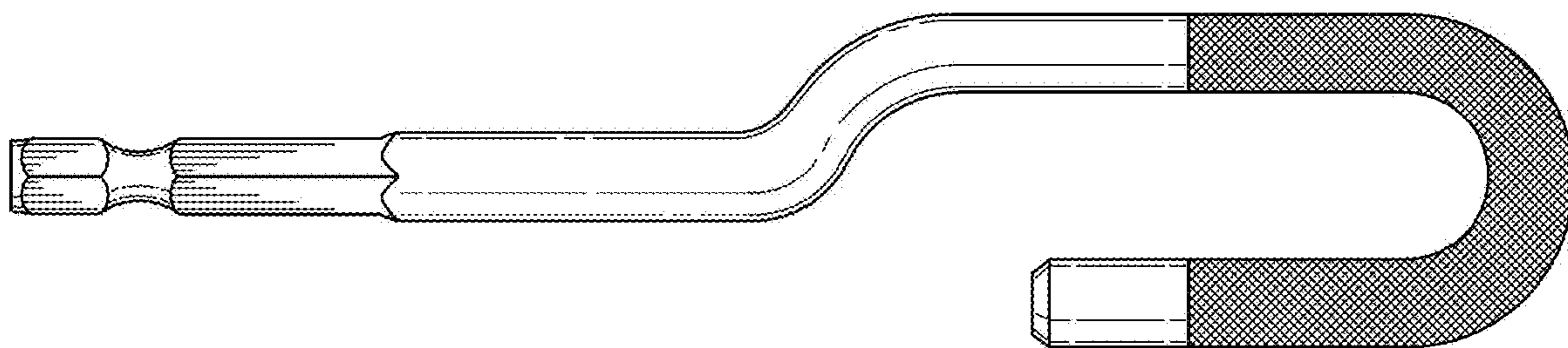


FIG. 3

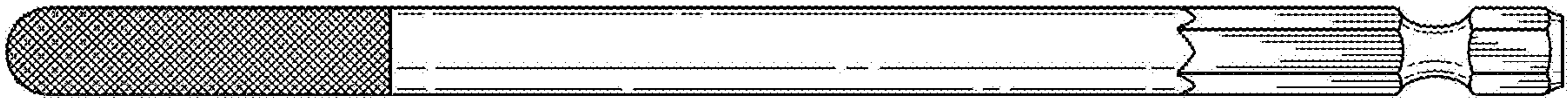


FIG. 4

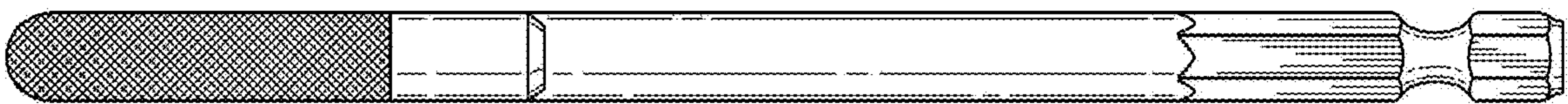


FIG. 5



FIG. 6




FIG. 7