



US00D922179S

(12) **United States Design Patent**
Wu

(10) **Patent No.:** **US D922,179 S**
(45) **Date of Patent:** **** Jun. 15, 2021**

(54) **SAFETY HOOK**

(71) Applicant: **Race Wu**, Taichung (TW)

(72) Inventor: **Race Wu**, Taichung (TW)

(**) Term: **15 Years**

(21) Appl. No.: **29/699,568**

(22) Filed: **Jul. 26, 2019**

(51) **LOC (13) Cl.** **08-05**

(52) **U.S. Cl.**
USPC **D8/367**

(58) **Field of Classification Search**
USPC D8/367, 354, 349, 373; D6/323;
248/301-304, 339
CPC A47G 1/00; A47G 25/00
See application file for complete search history.

(56) **References Cited**

U.S. PATENT DOCUMENTS

D817,748 S * 5/2018 Wang D8/367
D865,494 S * 11/2019 Adelman D8/367
D871,897 S * 1/2020 Wellington D8/367

D873,120 S * 1/2020 Couvion D8/367
D878,910 S * 3/2020 O'Neill D8/367
D885,873 S * 6/2020 Deng D8/367
D893,986 S * 8/2020 Adelman D8/367
2016/0255918 A1* 9/2016 Grossman F16B 45/02

* cited by examiner

Primary Examiner — Cynthia R Underwood

(74) *Attorney, Agent, or Firm* — Muncy, Geissler, Olds & Lowe, P.C.


(57) **CLAIM**

The ornamental design for a safety hook, as shown.

DESCRIPTION

FIG. 1 is a perspective view of a safety hook showing the new design;
FIG. 2 is a front elevational view thereof;
FIG. 3 is a rear elevational view thereof;
FIG. 4 is a left side elevational view thereof;
FIG. 5 is a right side elevational view thereof;
FIG. 6 is a top plan view thereof;
FIG. 7 is a bottom plan view thereof; and,
FIG. 8 is another perspective view thereof.

1 Claim, 7 Drawing Sheets



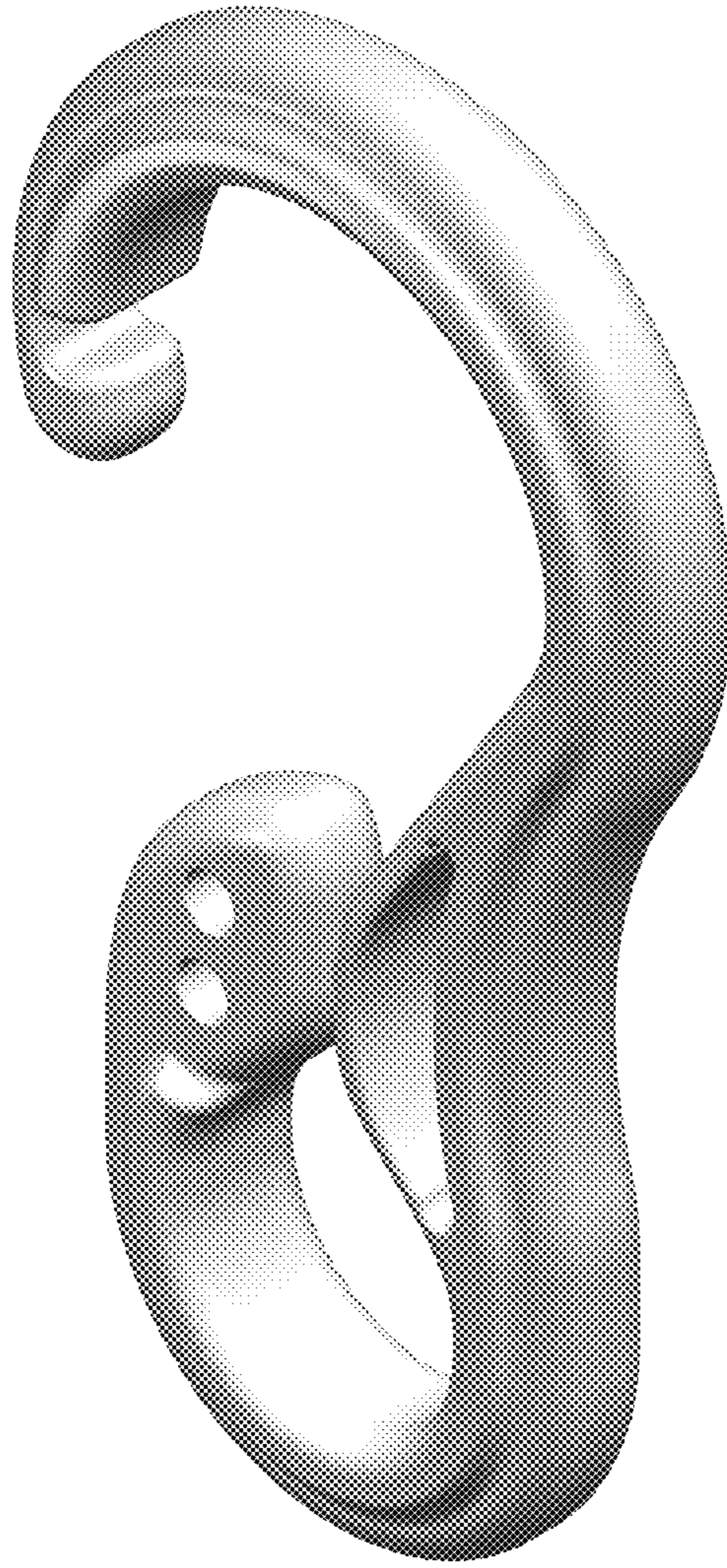


FIG. 1

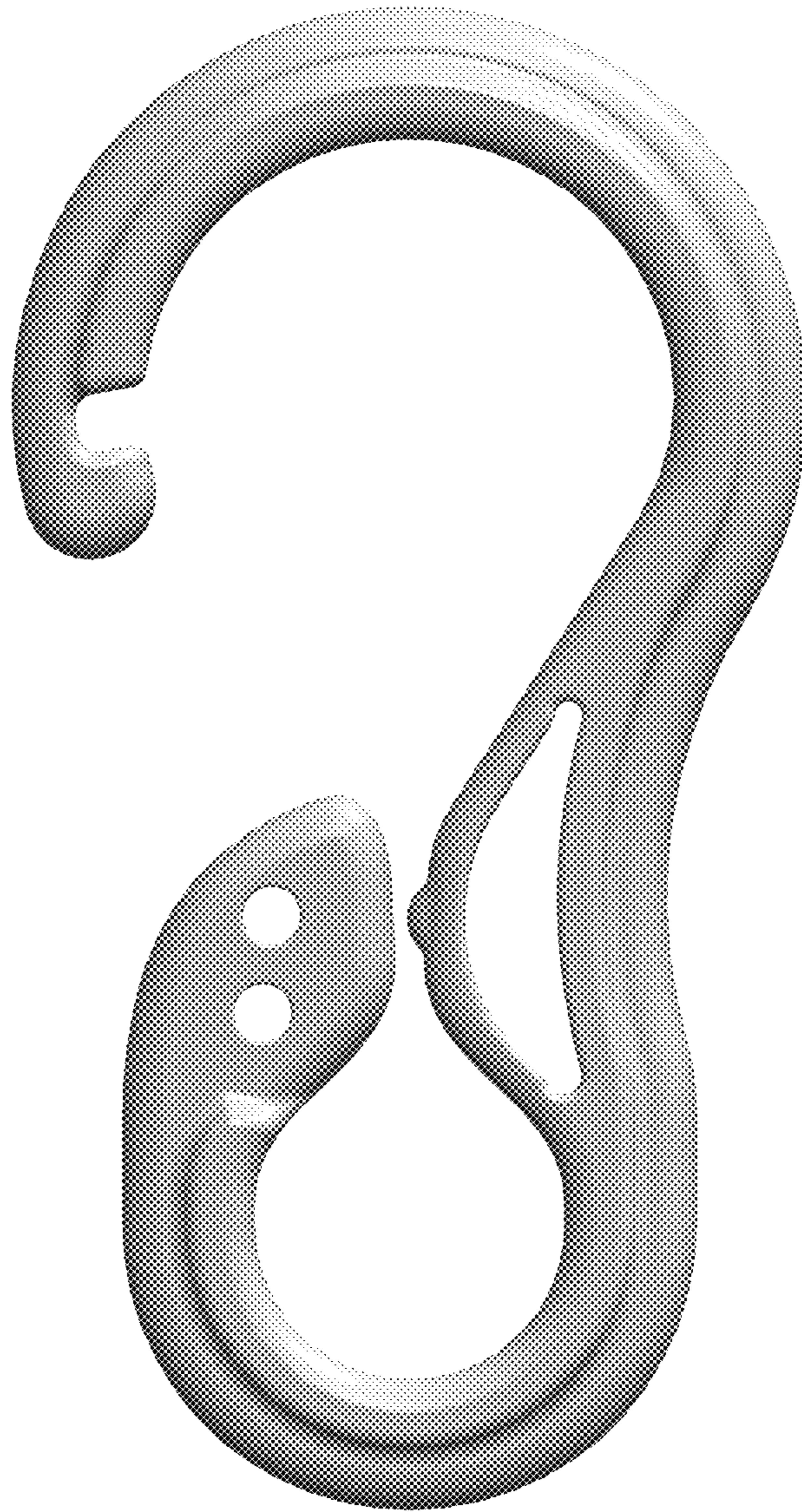


FIG. 2

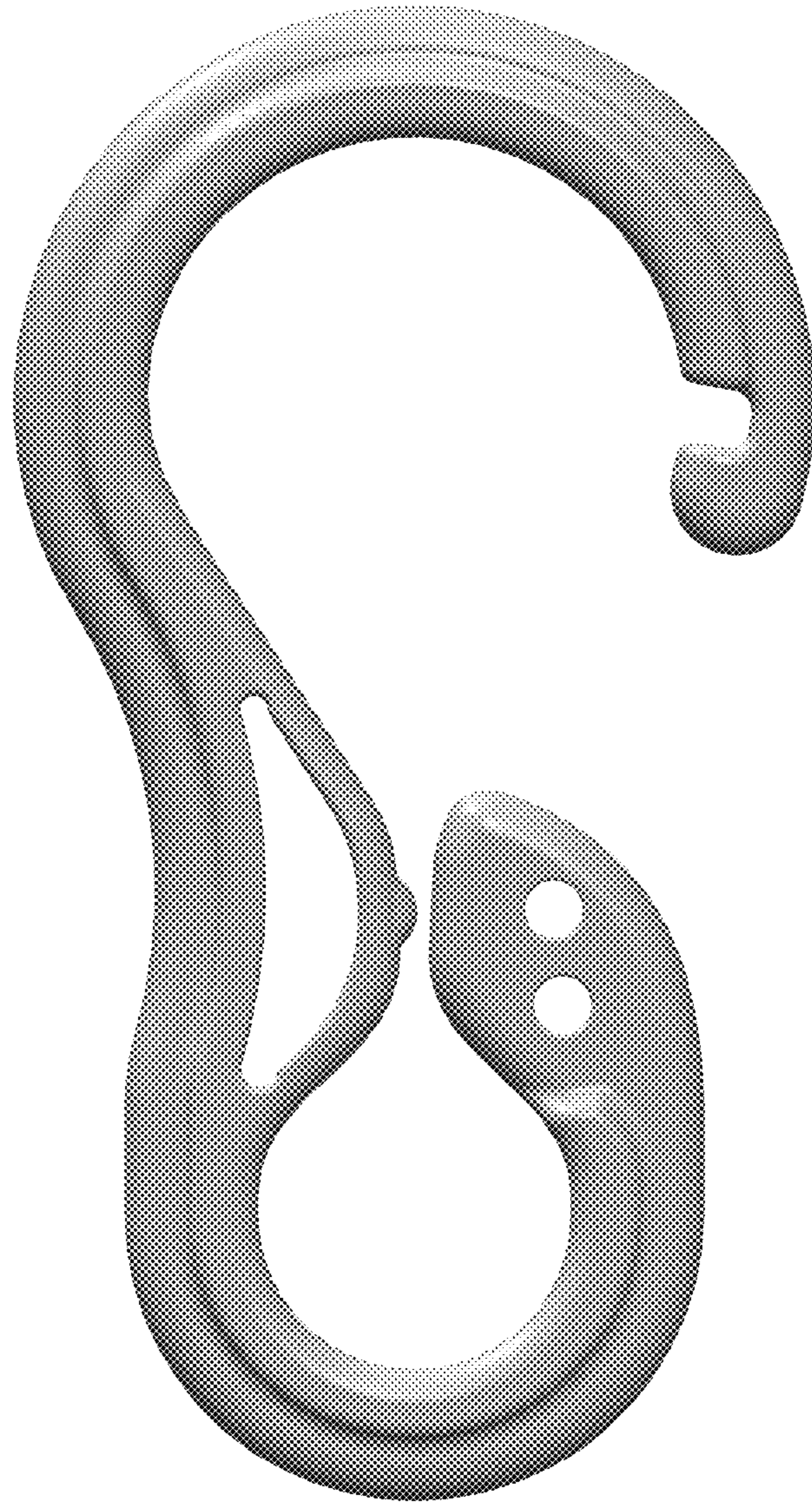


FIG. 3




FIG. 4




FIG. 5




FIG. 6




FIG. 7

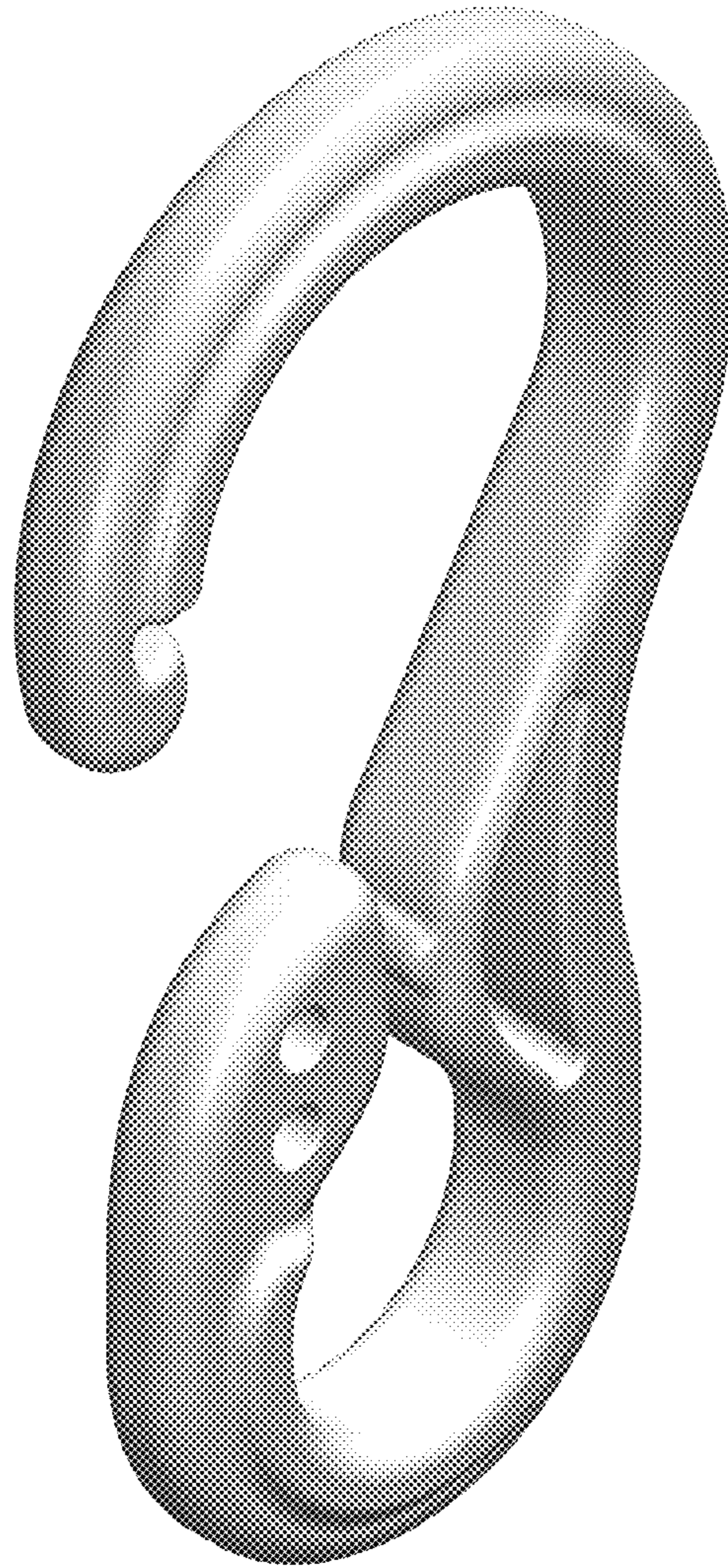


FIG. 8