

US00D922175S

(12) **United States Design Patent** (10) **Patent No.:** **US D922,175 S**
Kazaoka et al. (45) **Date of Patent:** **** Jun. 15, 2021**

(54) **LATCH FOR INTERIORS OF AIRCRAFT**
(71) Applicant: **MITSUBISHI HEAVY INDUSTRIES, LTD.**, Tokyo (JP)
(72) Inventors: **Naoki Kazaoka**, Tokyo (JP);
Christopher Schuttera, Huntington Beach, CA (US)
(73) Assignee: **MITSUBISHI HEAVY INDUSTRIES, LTD.**, Tokyo (JP)

D425,396 S * 5/2000 Schlack D8/331
D524,631 S * 7/2006 Boote D8/331
D655,596 S * 3/2012 Le D8/331
D719,435 S * 12/2014 Paulino D8/331
9,731,826 B2 * 8/2017 Savian B64D 11/003
2014/0047877 A1 * 2/2014 Bohm E05B 81/16
70/275
2017/0066533 A1 * 3/2017 Long E05C 19/00
2017/0292297 A1 * 10/2017 Bartels E05B 77/04
2019/0145134 A1 * 5/2019 Low E05B 79/06
70/208
2019/0234121 A1 * 8/2019 Pudney E05B 81/78
2020/0071973 A1 * 3/2020 Han E05F 15/603
2020/0181952 A1 * 6/2020 Velicanin E05B 79/06

(**) Term: **15 Years**

* cited by examiner

(21) Appl. No.: **29/694,356**

Primary Examiner — Lauren R Calve

(22) Filed: **Jun. 10, 2019**

(74) *Attorney, Agent, or Firm* — Birch, Stewart, Kolasch & Birch, LLP

(51) **LOC (13) Cl.** **08-07**

(52) **U.S. Cl.**
USPC **D8/331**

(58) **Field of Classification Search**
USPC D8/301, 302, 313, 314, 330, 331, 338;
D12/195
CPC Y10T 70/5761; E05B 85/107; E05B
65/5269; E05B 83/16; Y10S 292/04;
Y10S 292/14; Y10S 292/37

See application file for complete search history.

(57) **CLAIM**

The ornamental design for a latch for interiors of aircraft, as shown and described.

DESCRIPTION

FIG. 1 is a perspective view of a latch for interiors of aircraft.

FIG. 2 is a front elevation view thereof.

FIG. 3 is a rear elevation view thereof.

FIG. 4 is a left side elevation view thereof.

FIG. 5 is a right side elevation view thereof.

FIG. 6 is a top plan view thereof; and,

FIG. 7 is a bottom plan view thereof.

(56) **References Cited**

U.S. PATENT DOCUMENTS

3,590,609 A * 7/1971 Atkinson E05B 65/5269
70/70
D417,603 S * 12/1999 Schlack D8/331

1 Claim, 7 Drawing Sheets




FIG. 1




FIG. 2




FIG. 3




FIG. 4




FIG. 5




FIG. 6



FIG. 7

