



US00D922165S

(12) **United States Design Patent** (10) **Patent No.:** **US D922,165 S**
Wang (45) **Date of Patent:** **** Jun. 15, 2021**

(54) **REFITTING TOOL FOR VEHICLE**

(71) Applicant: **Min Wang**, Linyi (CN)

(72) Inventor: **Min Wang**, Linyi (CN)

(**) Term: **15 Years**

(21) Appl. No.: **29/717,708**

(22) Filed: **Dec. 18, 2019**

(51) **LOC (13) Cl.** **08-05**

(52) **U.S. Cl.**
USPC **D8/16; D12/400**

(58) **Field of Classification Search**
USPC D8/14, 16, 17, 18, 19, 88, 89, 105, 33,
D8/92, 98, 402, 374, 407, 47, 371, 373,
D8/354, 367; D32/40-43, 46-49;
D21/685; D24/152
CPC A01K 55/00; B25C 11/00; B25F 1/00;
E04D 15/00

See application file for complete search history.

(56) **References Cited**

U.S. PATENT DOCUMENTS

D282,344 S *	1/1986	Wilcox	D8/14
D296,656 S *	7/1988	Johnson, Sr.	D8/16
D479,375 S *	9/2003	Gringer	D32/48
D493,086 S *	7/2004	Taylor	D8/88
D602,323 S *	10/2009	Alleyne	D8/14
D605,911 S *	12/2009	Lian	D8/14
D627,886 S *	11/2010	Williamson	D24/152
D644,084 S *	8/2011	Canavan	D8/88

D731,273 S *	6/2015	McPeak Ford	D8/47
D739,201 S *	9/2015	Hermansen	D8/88
D741,124 S *	10/2015	Zettervall	D8/14
D741,672 S *	10/2015	Bryant	D8/14
D760,566 S *	7/2016	Biec	D8/47
D876,921 S *	3/2020	Allen	D8/89
D891,898 S *	8/2020	Yao	D8/105
D905,364 S *	12/2020	Zemel	D32/46
D910,411 S *	2/2021	Moreau	D8/105
2005/0062026 A1 *	3/2005	Holcomb	E04D 15/00 254/25
2010/0115705 A1 *	5/2010	Allen	B25F 1/00 7/166

* cited by examiner

Primary Examiner — Susan E Krakower
Assistant Examiner — Jerry Shiuan-Hua Hsu
(74) *Attorney, Agent, or Firm* — W&K IP


(57) **CLAIM**

The ornamental design for a refitting tool for vehicle, as shown and described.

DESCRIPTION

FIG. 1 is a front perspective view of a refitting tool for vehicle, showing my new design;
FIG. 2 is a rear perspective view thereof;
FIG. 3 is a front elevational view thereof;
FIG. 4 is a rear elevational view thereof;
FIG. 5 is a left side devotional view thereof;
FIG. 6 is a right side elevational view thereof;
FIG. 7 is a top plan view thereof; and,
FIG. 8 is a bottom plan view thereof.

1 Claim, 8 Drawing Sheets






FIG. 1

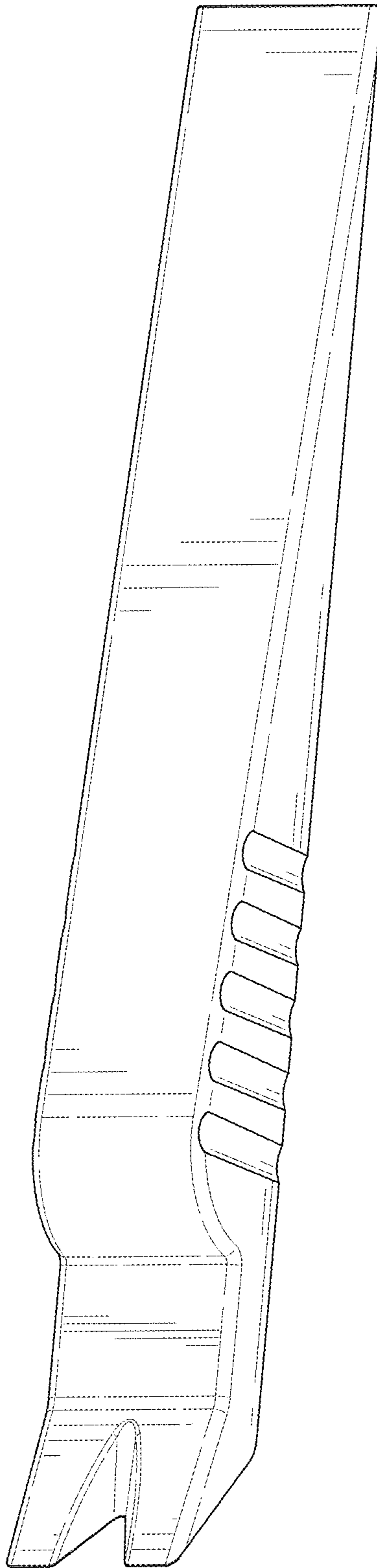


FIG. 2

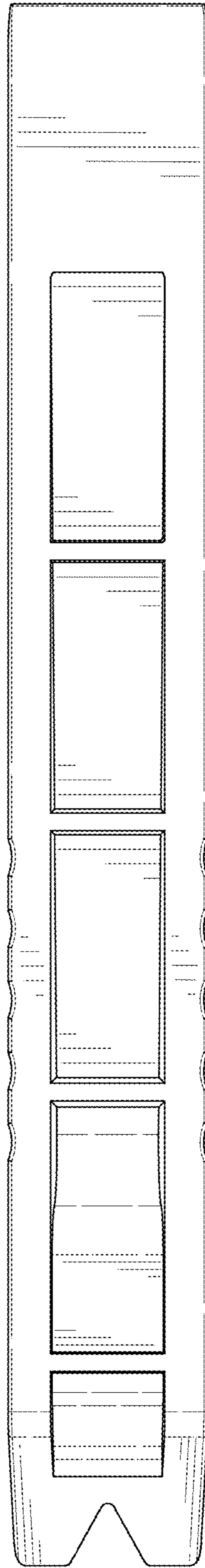


FIG. 3

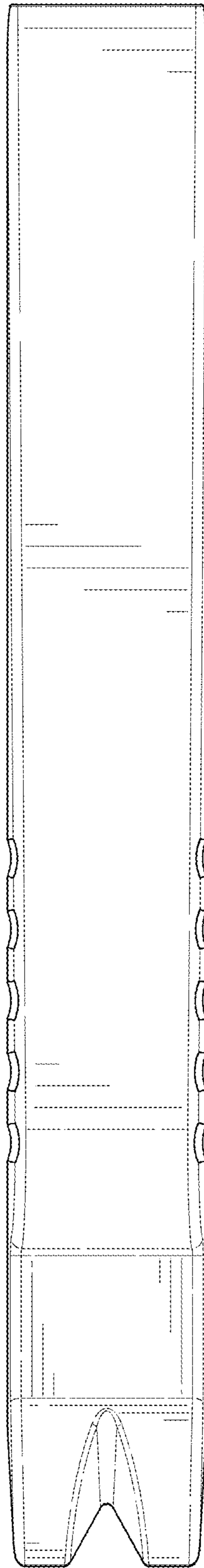


FIG. 4

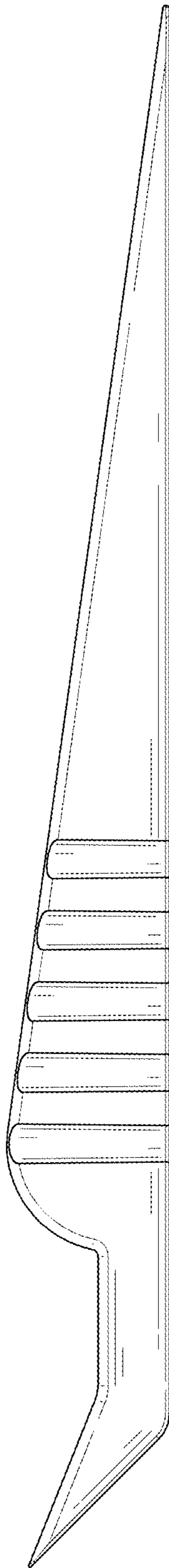


FIG. 5

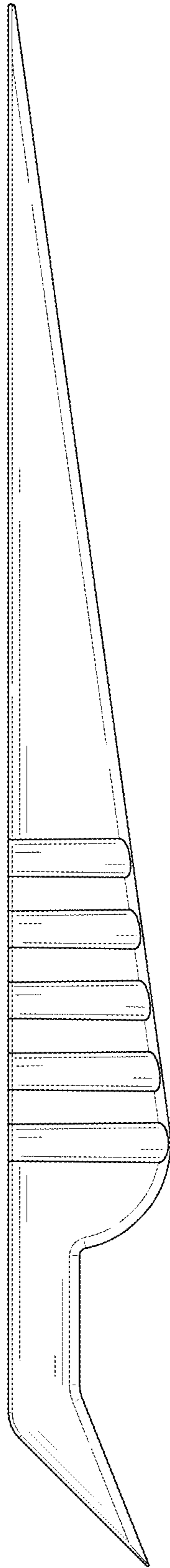


FIG. 6

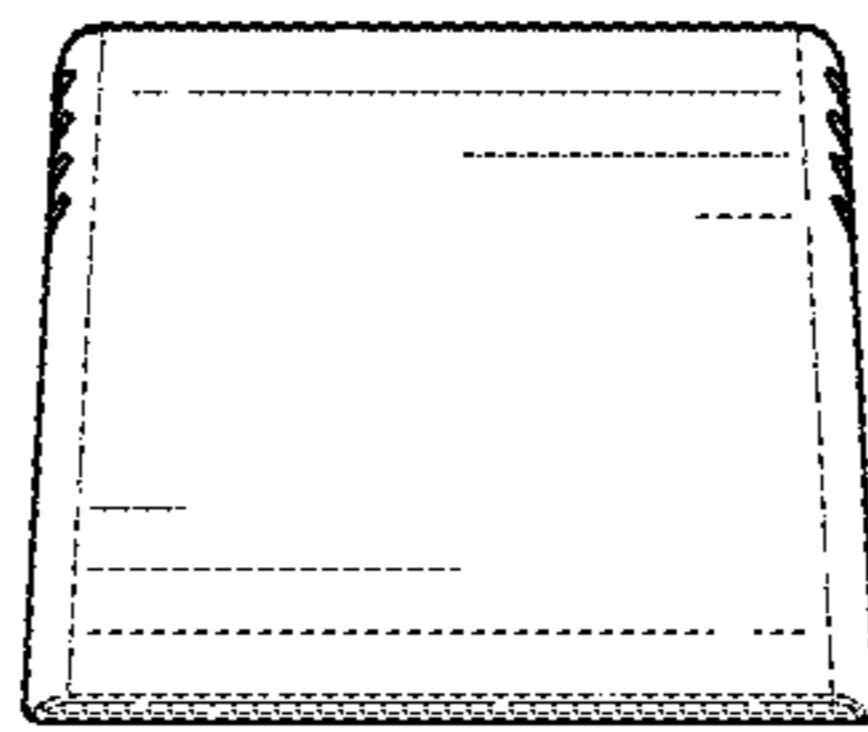


FIG. 7

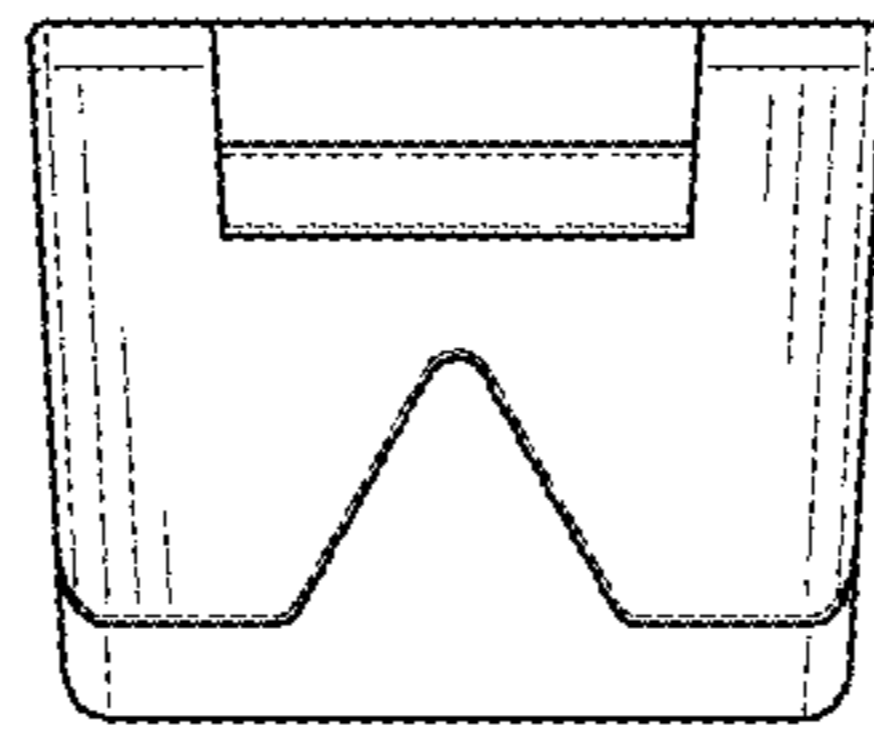


FIG. 8