



US00D922153S

(12) **United States Design Patent**
Bergamaschi

(10) **Patent No.:** **US D922,153 S**
(45) **Date of Patent:** **** Jun. 15, 2021**

(54) **FLASK**
(71) Applicant: **ICON S.R.L.**, Cadriano di Granarolo
Emilia (IT)
(72) Inventor: **Elena Bergamaschi**, Castel Maggiore
(IT)
(73) Assignee: **ICON S.r.l.**, Bologna (IT)
(**) Term: **15 Years**
(21) Appl. No.: **35/505,374**
(22) Filed: **Jun. 13, 2018**
(80) **Hague Agreement Data**
Int. Filing Date: **Jun. 13, 2018**
Int. Reg. No.: **DM/101992**
Int. Reg. Date: **Jun. 13, 2018**
Int. Reg. Pub. Date: **Jul. 27, 2018**

D614,918 S * 5/2010 Chisholm D7/510
D619,458 S * 7/2010 Walsh D9/500
D632,524 S * 2/2011 Rosbach D7/511
D635,856 S * 4/2011 Lauret D9/500
D697,404 S * 1/2014 Johnson D9/500
D734,154 S * 7/2015 Johnson D9/500
D735,582 S * 8/2015 Tivelli D9/560
D774,363 S * 12/2016 Seiders D7/608
D782,881 S * 4/2017 Seiders D7/608
D783,410 S * 4/2017 Bertaux D9/690
D788,544 S * 6/2017 Seiders D7/608
D799,908 S * 10/2017 Seiders D7/608
D804,255 S * 12/2017 Seiders D7/608
D806,468 S * 1/2018 Goodwin D7/392.1
D820,650 S * 6/2018 Seiders D7/608
D823,128 S * 7/2018 Desdoigts D9/692
D836,904 S * 1/2019 Arman D3/202
D843,174 S * 3/2019 Zhang D7/510
D843,175 S * 3/2019 Zhang D7/510

(Continued)

Primary Examiner — Bao-Yen T Nguyen
(74) *Attorney, Agent, or Firm* — Fleit Intellectual
Property Law; Paul D. Bianco; Gary S. Winer

(30) **Foreign Application Priority Data**
Apr. 19, 2018 (EM) 005240181-0001
Apr. 19, 2018 (EM) 005240181-0002
(51) **LOC (13) Cl.** **07-01**
(52) **U.S. Cl.**
USPC **D7/608; D9/549; D9/516**
(58) **Field of Classification Search**
USPC D9/500, 502, 503, 504, 505, 516, 544,
D9/545, 546, 549, 551, 552, 553, 571,
D9/600, 682, 688–691; D7/509–511,
D7/603–608
CPC B65D 1/00; B65D 1/02; B65D 1/0223;
B65D 1/40; B65D 23/00; B65D 23/12;
B65D 23/14
See application file for complete search history.

(56) **References Cited**
U.S. PATENT DOCUMENTS
D604,561 S * 11/2009 Chisholm D7/510
D605,040 S * 12/2009 Fry D9/500

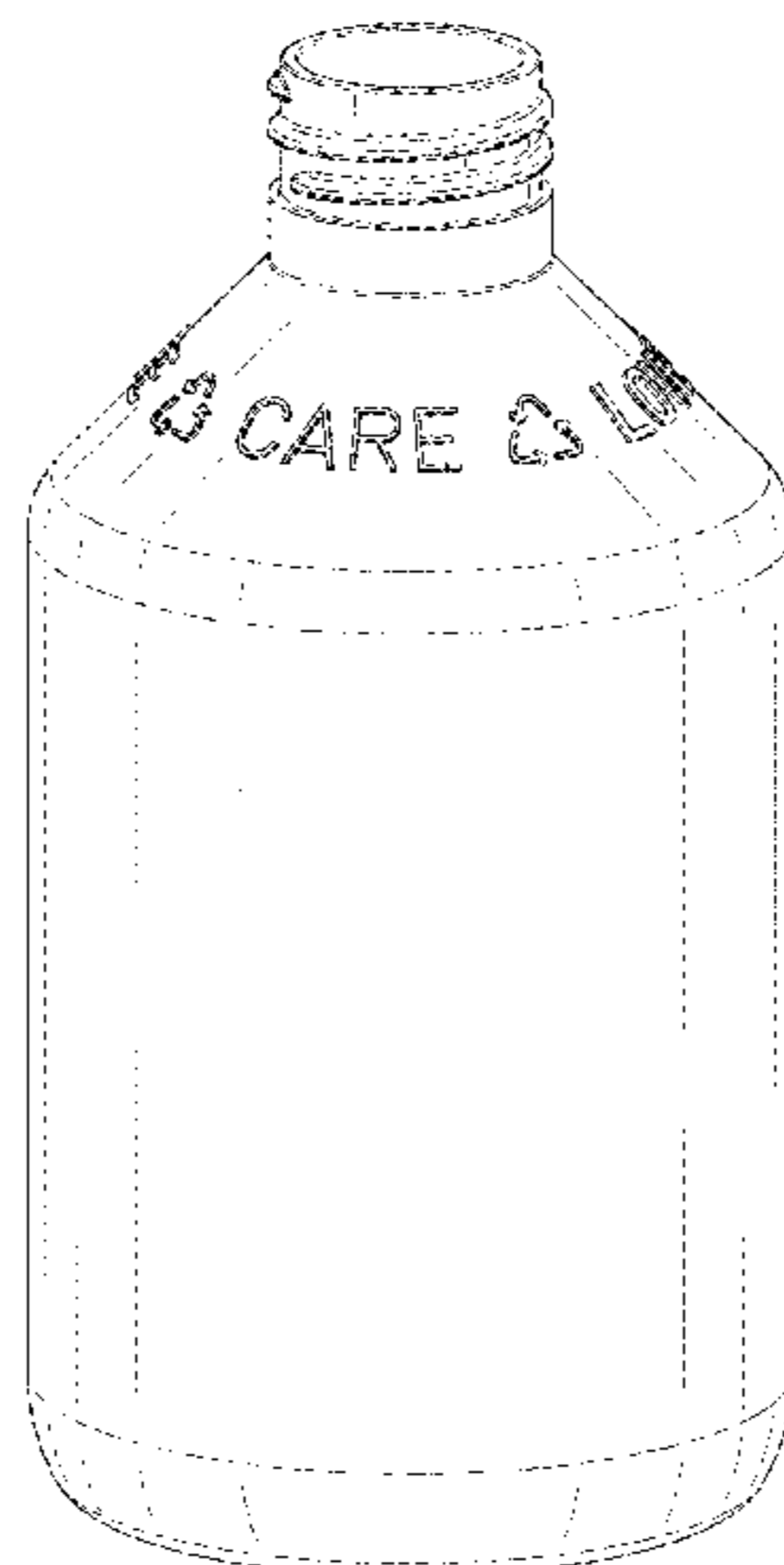
(57) **CLAIM**

The ornamental design for a flask, as shown and described.

DESCRIPTION

1. Flask
Figure 1.1 is a perspective view of a flask according to the present invention;
Figure 1.2 is a front view of the flask of Figure 1.1;
Figure 1.3 is a back view of the flask of Figure 1.1;
Figure 1.4 is a bottom view of the flask of Figure 1.1;
Figure 1.5 is a top view of the flask of Figure 1.1;
Figure 1.6 is an enlarged view of the top portion of the flask of Figure 1.1.
The broken lines represent portions of a flask and form no part of the claimed design.

1 Claim, 6 Drawing Sheets



(56)


References Cited

U.S. PATENT DOCUMENTS


D867,820	S	*	11/2019	Jacobsen	D7/511
D868,537	S	*	12/2019	Jacobsen	D7/511
D872,542	S	*	1/2020	Seiders	D7/608
D889,913	S	*	7/2020	Seiders	D7/608
2014/0251938	A1	*	9/2014	Rose	B65D 51/28 215/6

* cited by examiner


1.1



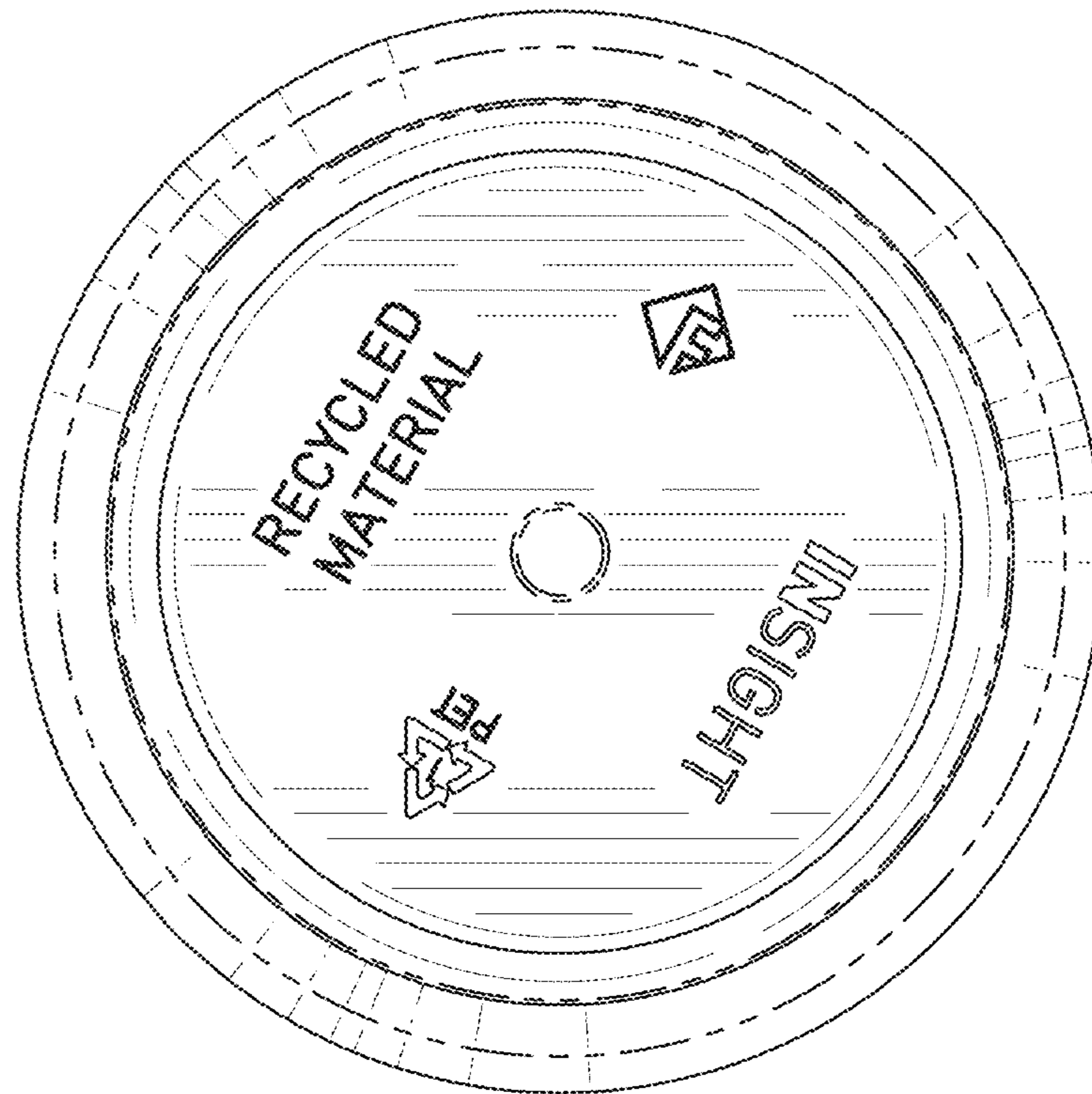
1.2




1.3



1.4



1.5



1.6

