



US00D922114S

(12) **United States Design Patent** (10) **Patent No.:** **US D922,114 S**
van Thiel et al. (45) **Date of Patent:** **** *Jun. 15, 2021**

(54) **CONSOLE**

(71) Applicant: **RH US, LLC**, Corte Madera, CA (US)

(72) Inventors: **Rudolph F. T. van Thiel**, Roanoke, VA (US); **Julie Lawrence**, Roanoke, VA (US)

(73) Assignee: **RH US, LLC**, Corte Madera, CA (US)

(*) Notice: This patent is subject to a terminal disclaimer.

(**) Term: **15 Years**

(21) Appl. No.: **29/746,083**

(22) Filed: **Aug. 11, 2020**

(51) **LOC (13) Cl.** **06-03**

(52) **U.S. Cl.**
USPC **D6/691.1**

(58) **Field of Classification Search**
USPC D6/349, 641, 642, 656, 685, 686, 691, D6/691.1-691.9, 694, 694.1, 694.2
CPC A47B 7/00; A47B 13/00; A47B 13/02; A47B 13/04; A47B 13/06; A47B 13/08; A47B 13/12; A47B 21/00; A47B 2200/0001; A47B 2200/0011; A47B 2200/002

See application file for complete search history.

(56) **References Cited**

U.S. PATENT DOCUMENTS

D101,776 S	*	11/1936	Hoffmann	D6/691.6
D214,742 S	*	7/1969	Giafagna	D6/691.8
D217,261 S	*	4/1970	Giafagna	D6/691.8
D221,238 S	*	7/1971	Giafagna	D6/691.8
D222,624 S		11/1971	Giafagna		

(Continued)

OTHER PUBLICATIONS

T-Brace Rectangular Console Table—RH.com <https://rh.com/catalog/category/products.jsp?cellBackground=false&link=T-BraceRoundCoffeeTableCollection-WaxedGreyOak%252FPewter&categoryId=cat17650073> retrieved from the internet on Oct. 3, 2020.*

Primary Examiner — Mary Ann Calabrese

(74) *Attorney, Agent, or Firm* — Lewis Roca Rothgerber Christie LLP

(57) **CLAIM**

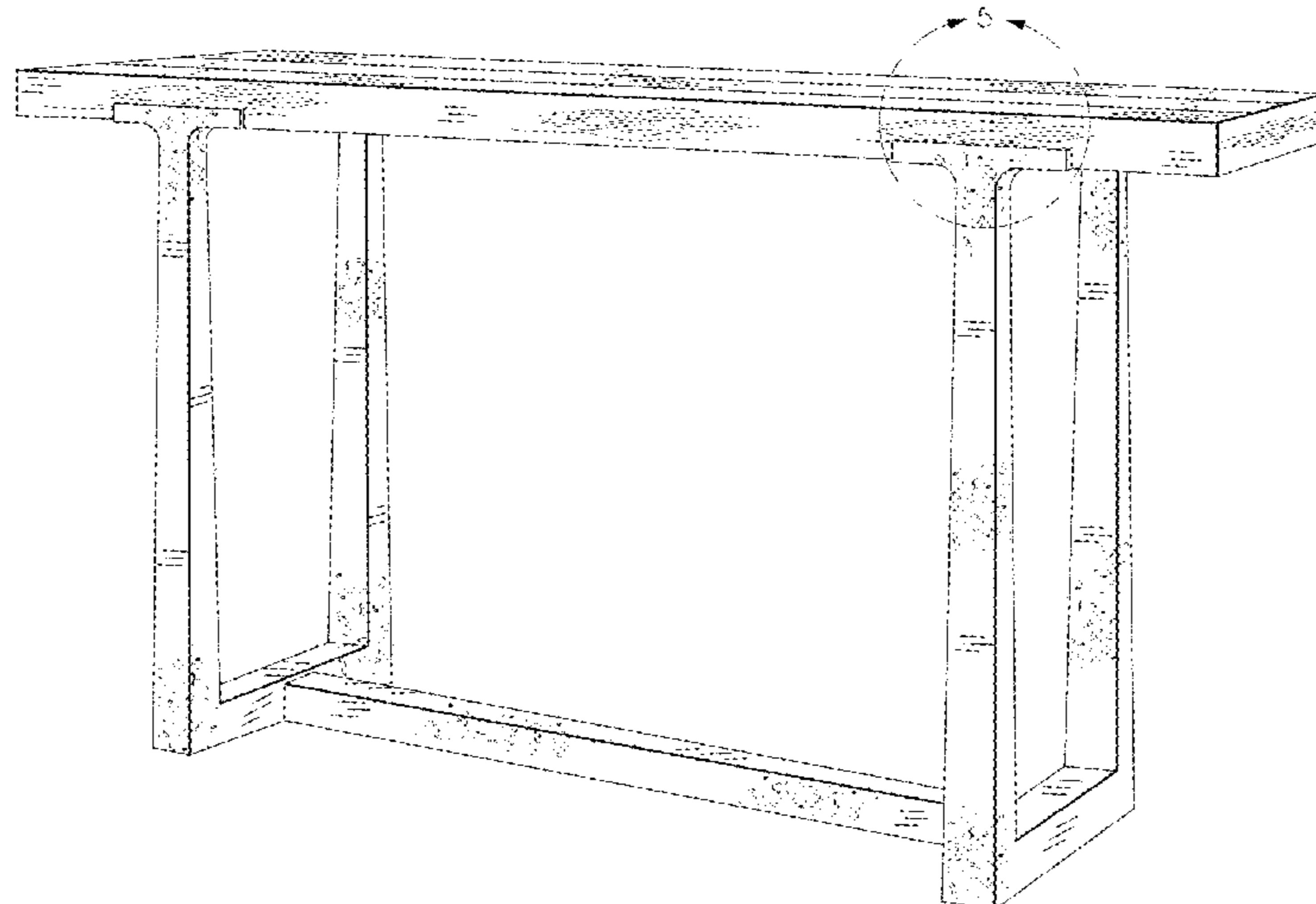
The ornamental design for a console, as shown and described.

DESCRIPTION

FIG. 1 is a perspective view of a first embodiment of a console showing our new design; FIG. 2 is a top plan view thereof; FIG. 3 is a front elevation view thereof, the rear being a mirror image; FIG. 4 is a right side elevation view thereof, the sides being mirror images of one another; FIG. 5 is an enlarged fragment of a portion of the console shown in FIG. 1 and labelled 5; FIG. 6 is a perspective view of a second embodiment of a console showing our new design; FIG. 7 is a top plan view thereof; FIG. 8 is a front elevation view thereof, the rear being a mirror image; FIG. 9 is a right side elevation view thereof, the sides being mirror images of one another; and, FIG. 10 is an enlarged fragment of a portion of the console shown in FIG. 6 and labelled 10.

The fragmentary showing of wood grain in FIGS. 1-4 and 6-9 and shown in detail in FIGS. 5 and 10 is understood to be repeated throughout the surfaces shown. The fragmentary showing of the surface pattern on the legs and base of the console shows a contrasting appearance from the wood grain on the table top and is understood to be repeated throughout the surfaces shown. The second embodiment is shown with a symbolic break in length in FIGS. 6-8, and those portions of the article between the break lines form no part of the claimed design.

1 Claim, 10 Drawing Sheets



(56)

References Cited

U.S. PATENT DOCUMENTS

D247,402 S 3/1978 Cohen
D249,858 S * 10/1978 Gageby D6/691.1
D258,104 S 2/1981 Baker
D280,371 S 9/1985 Bayly
D424,838 S 5/2000 Newhouse
D428,741 S 8/2000 Hazen
D547,572 S 7/2007 Goldstein
D555,919 S * 11/2007 Baade D6/349
D572,046 S * 7/2008 Hunziker D6/691.1
D739,670 S * 9/2015 Pedersen D6/691.1
D747,904 S 1/2016 Haynes
D780,469 S * 3/2017 Cohen D6/349
D833,189 S * 11/2018 Inovero D6/691.8
D839,645 S 2/2019 Itou
D875,447 S 2/2020 Piva
D897,747 S 10/2020 Birch

* cited by examiner

FIG. 1

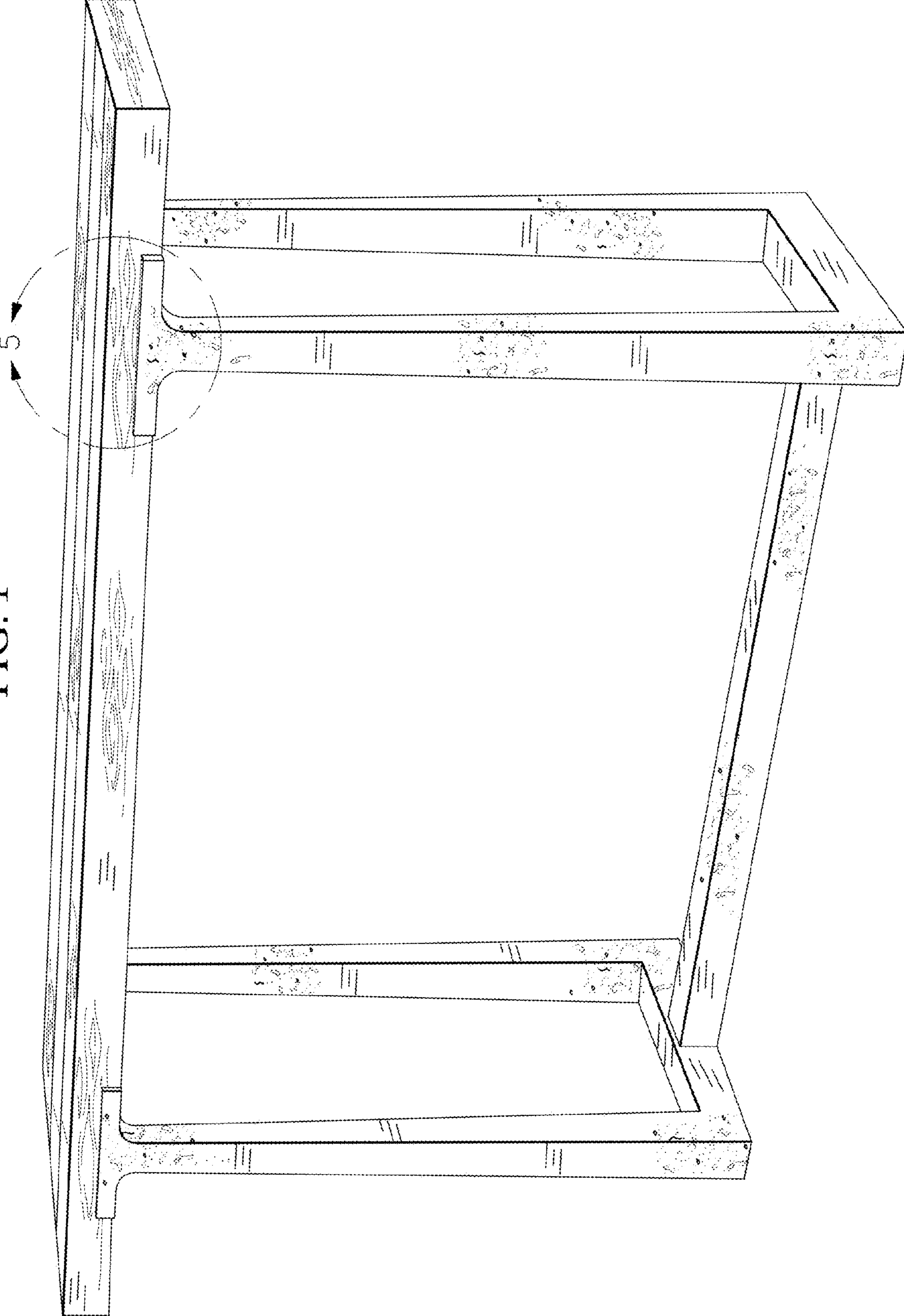


FIG. 2




FIG. 3


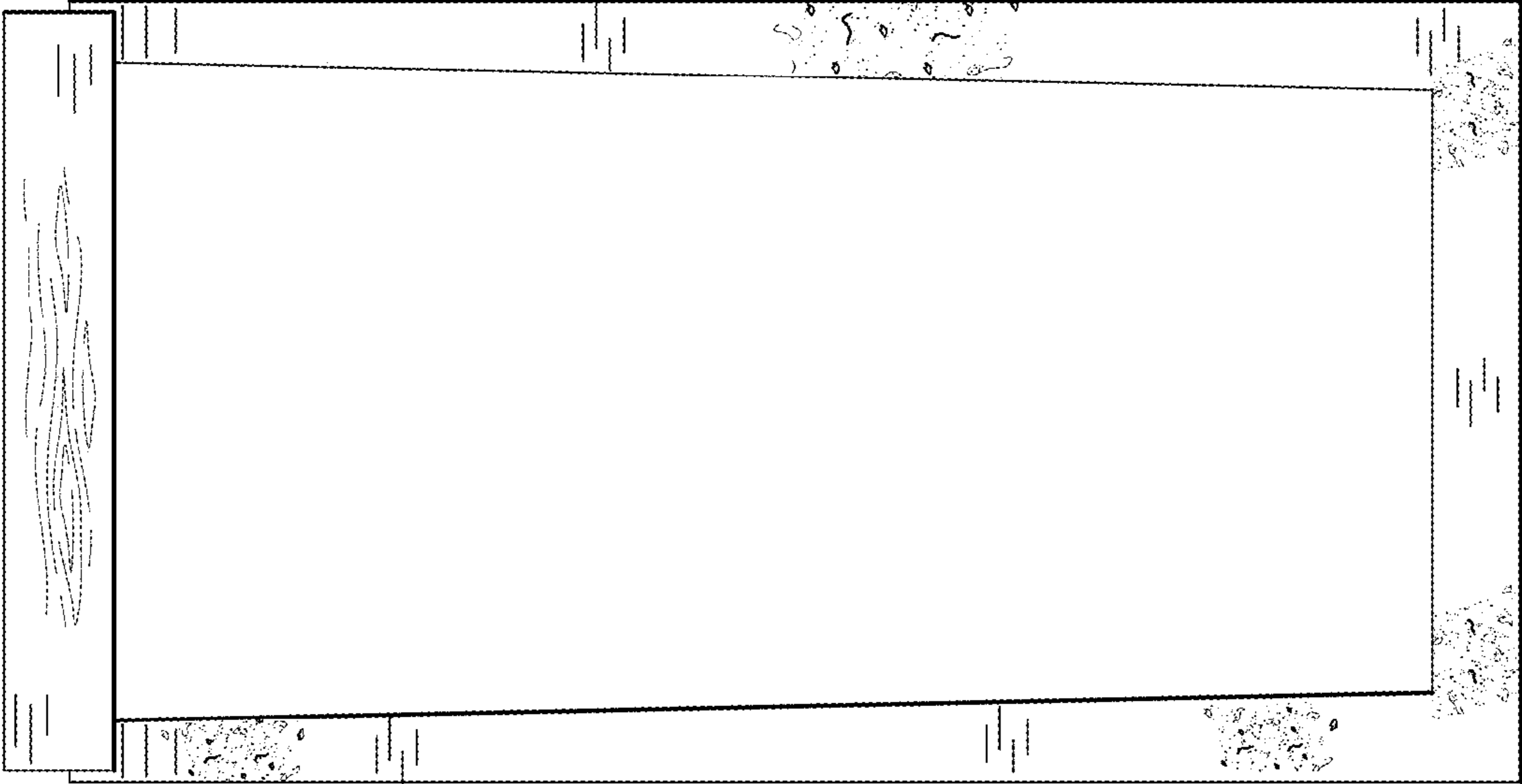


FIG. 4



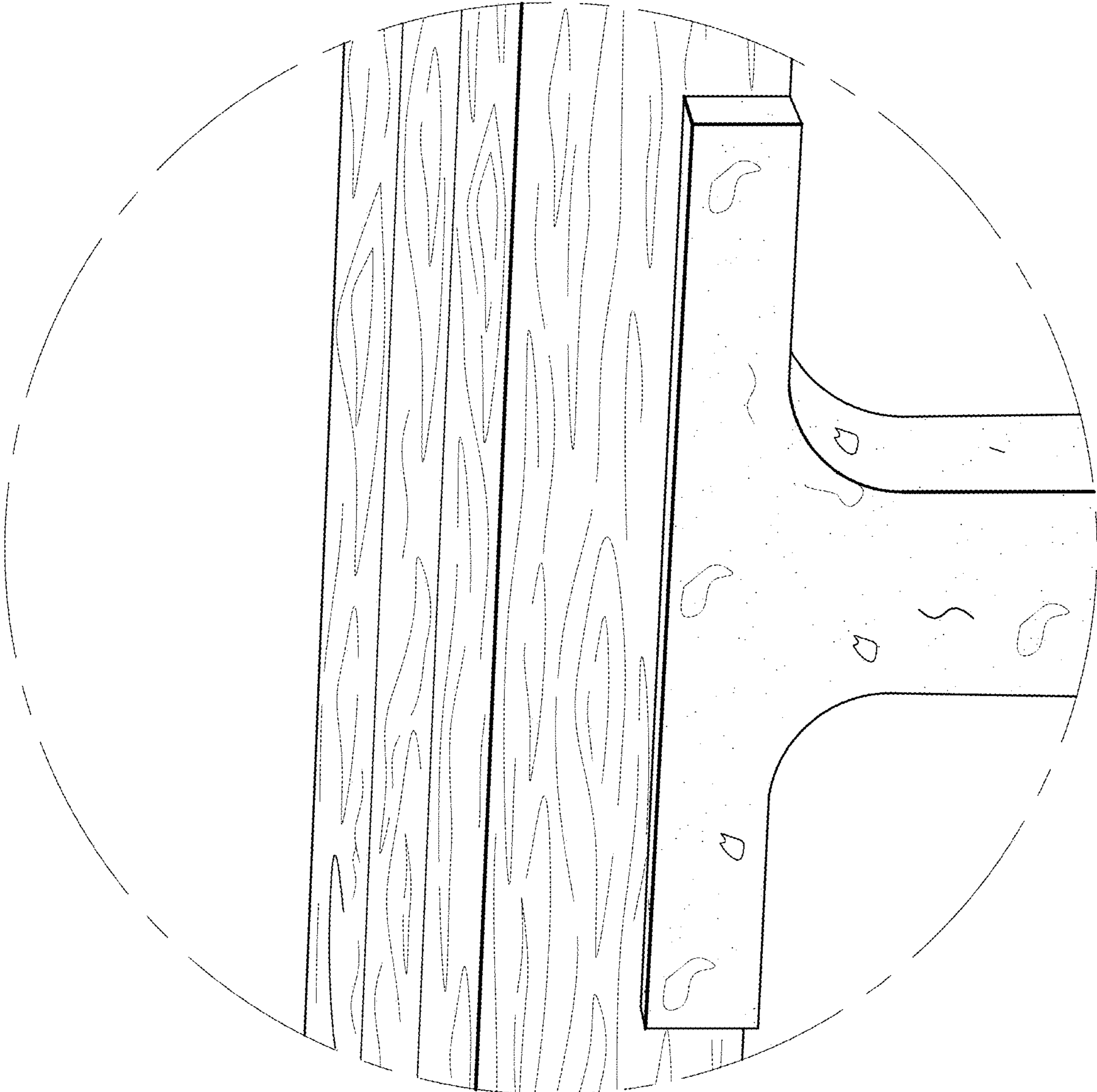


FIG. 5

FIG. 6

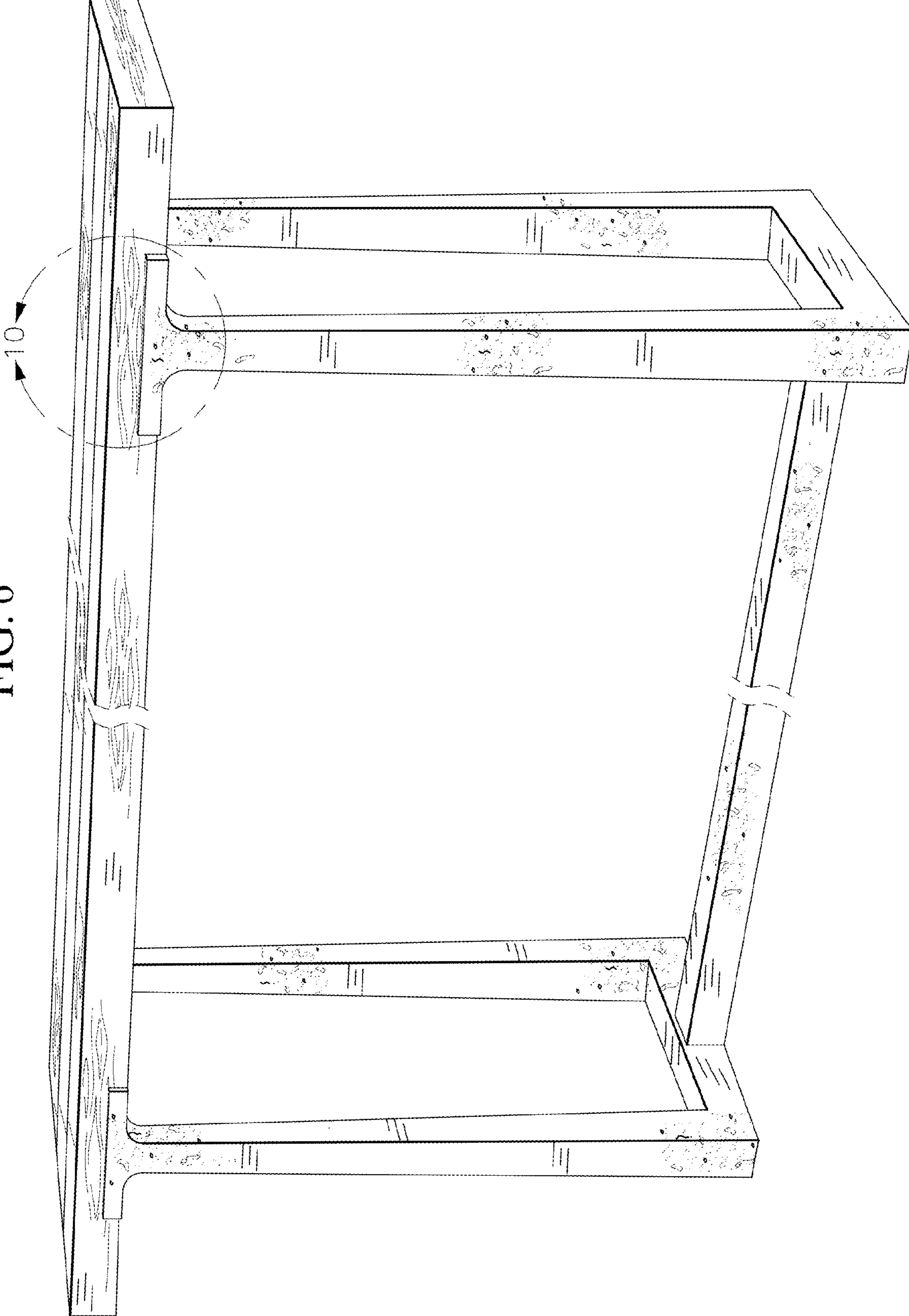


FIG. 7

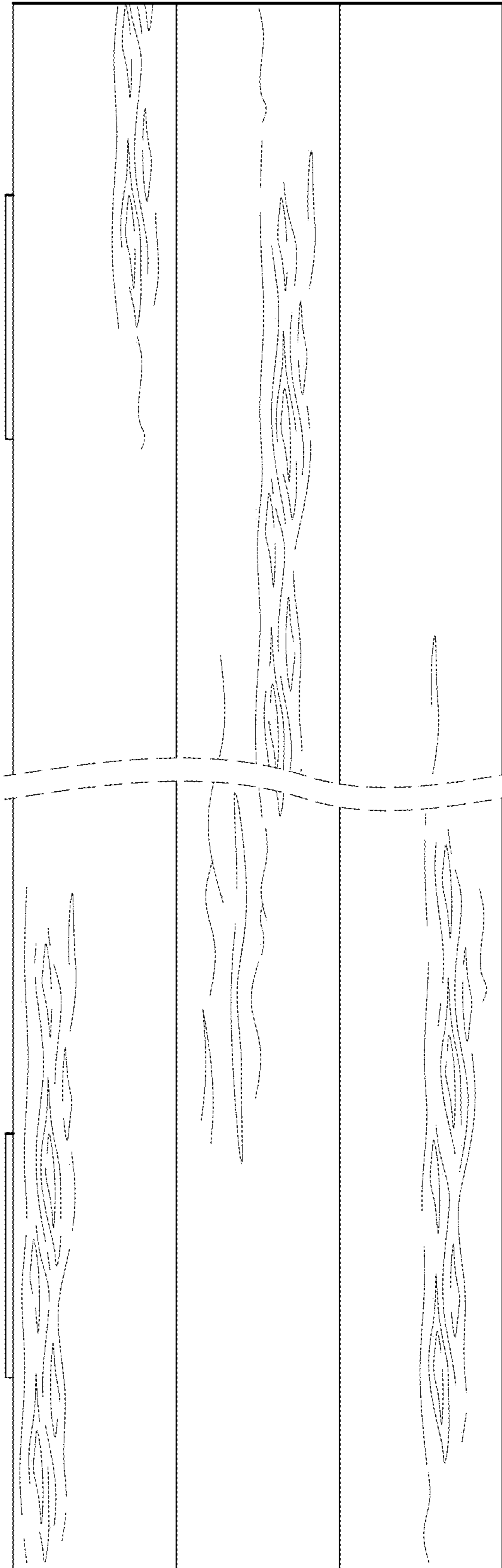


FIG. 8


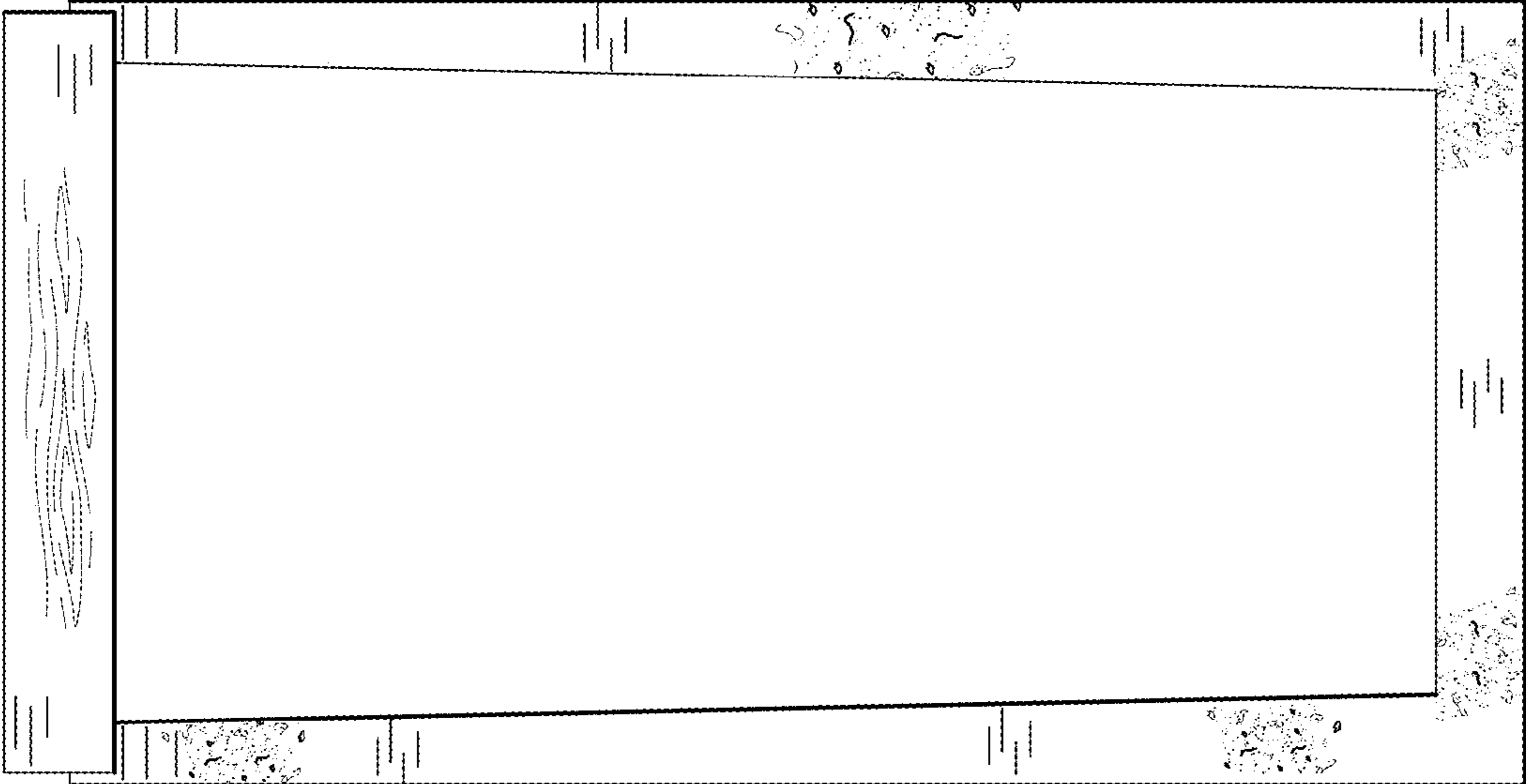


FIG. 9



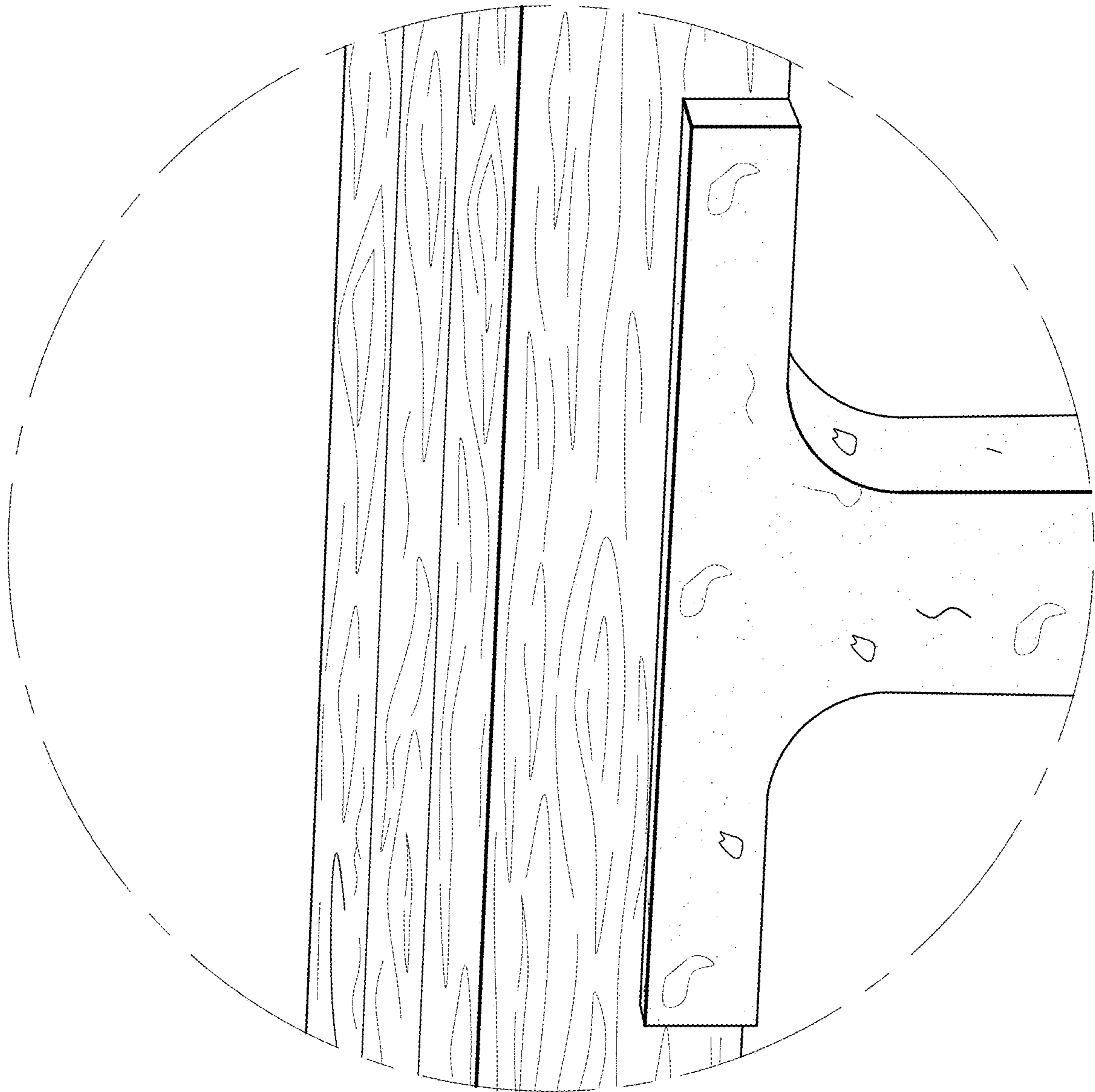


FIG. 10