



US00D922087S

(12) **United States Design Patent**
Li

(10) **Patent No.:** **US D922,087 S**

(45) **Date of Patent:** **** *Jun. 15, 2021**

(54) **CHAIR**

(71) Applicant: **39F USA INC**, Rancho Cucamonga, CA (US)

(72) Inventor: **Yuehai Li**, Rancho Cucamonga, CA (US)

(*) Notice: This patent is subject to a terminal disclaimer.

(**) Term: **15 Years**

(21) Appl. No.: **29/697,404**

(22) Filed: **Jul. 8, 2019**

(51) **LOC (13) Cl.** **06-01**

(52) **U.S. Cl.**
USPC **D6/380**

(58) **Field of Classification Search**
USPC D6/333, 334, 341, 348, 349, 350, 352, D6/353, 360, 364, 369, 370, 371, 373, D6/374, 375, 376, 377, 379, 380, 390, D6/677, 692, 700, 708, 708.16, 716, 363; D16/237; D21/412, 419, 521
CPC A47C 1/124; A47C 3/34; A47C 4/028; A47C 4/02; A47C 5/12; A47C 5/125; A47C 7/506; A47C 9/007; A47C 13/005; A47C 13/023; A47C 31/113; A47C 3/00; A47C 3/04; B60R 2/0284; B60R 2/062; B60R 2/22; B60R 2/001; B60R 2/24; B60R 2/28; B60R 2/58; B60R 2/64; B60R 2/68; B60R 2/80; B60R 2/99; B60R 2/245; B60R 2/643; B60R 2/646; B60R 2/665; B60R 2/686; B60R 2/688; B60R 2/803; B60R 2/986; B60R 2/914; B60R 2/995

See application file for complete search history.

(56) **References Cited**

U.S. PATENT DOCUMENTS

D318,959 S * 8/1991 Fink D6/373
5,154,474 A * 10/1992 Desanta A47C 3/04
297/239

D411,772 S * 7/1999 Piretti D6/374
6,106,061 A * 8/2000 Caruso A47C 3/04
297/239
D466,712 S * 12/2002 Haney D6/373
D825,949 S * 8/2018 Bouroullec D6/374
D845,660 S * 4/2019 Bray D6/375
D854,848 S * 7/2019 Palomba D6/374
D859,022 S * 9/2019 Jones D6/374
D863,805 S * 10/2019 Jones D6/374
D863,806 S * 10/2019 Maly D6/375
D883,695 S * 5/2020 Urquiola D6/374
D887,742 S * 6/2020 Pedersen D6/369

OTHER PUBLICATIONS

“GIA Dining Chair, 4-Pack, Black Plastic Seat/Gold” Apr. 20, 2019, amazon.com, site visited Aug. 13, 2020 <<https://www.amazon.com/GIA-Beetle-Plastic-Chair-4-Pack/dp/B07LD5M3Z2#customerReviews>> (Year: 2019).*

* cited by examiner

Primary Examiner — Kevin K Rudzinski
Assistant Examiner — Paul D Bohannon
(74) *Attorney, Agent, or Firm* — Feng Qian


(57) **CLAIM**

The ornamental design for a chair, as shown and described.

DESCRIPTION

FIG. 1 is a front perspective view of a chair showing my new design;
FIG. 2 is a front elevation view thereof;
FIG. 3 is a rear elevation view thereof;
FIG. 4 is a left-side elevation view thereof;
FIG. 5 is a right-side elevation view thereof;
FIG. 6 is a top plan view thereof; and,
FIG. 7 is a bottom plan view thereof.
The broken lines shown in the drawings are for the purpose of illustrating portions of the article, and form no part of the claimed design.

1 Claim, 7 Drawing Sheets






Fig. 1




Fig. 2




Fig. 3

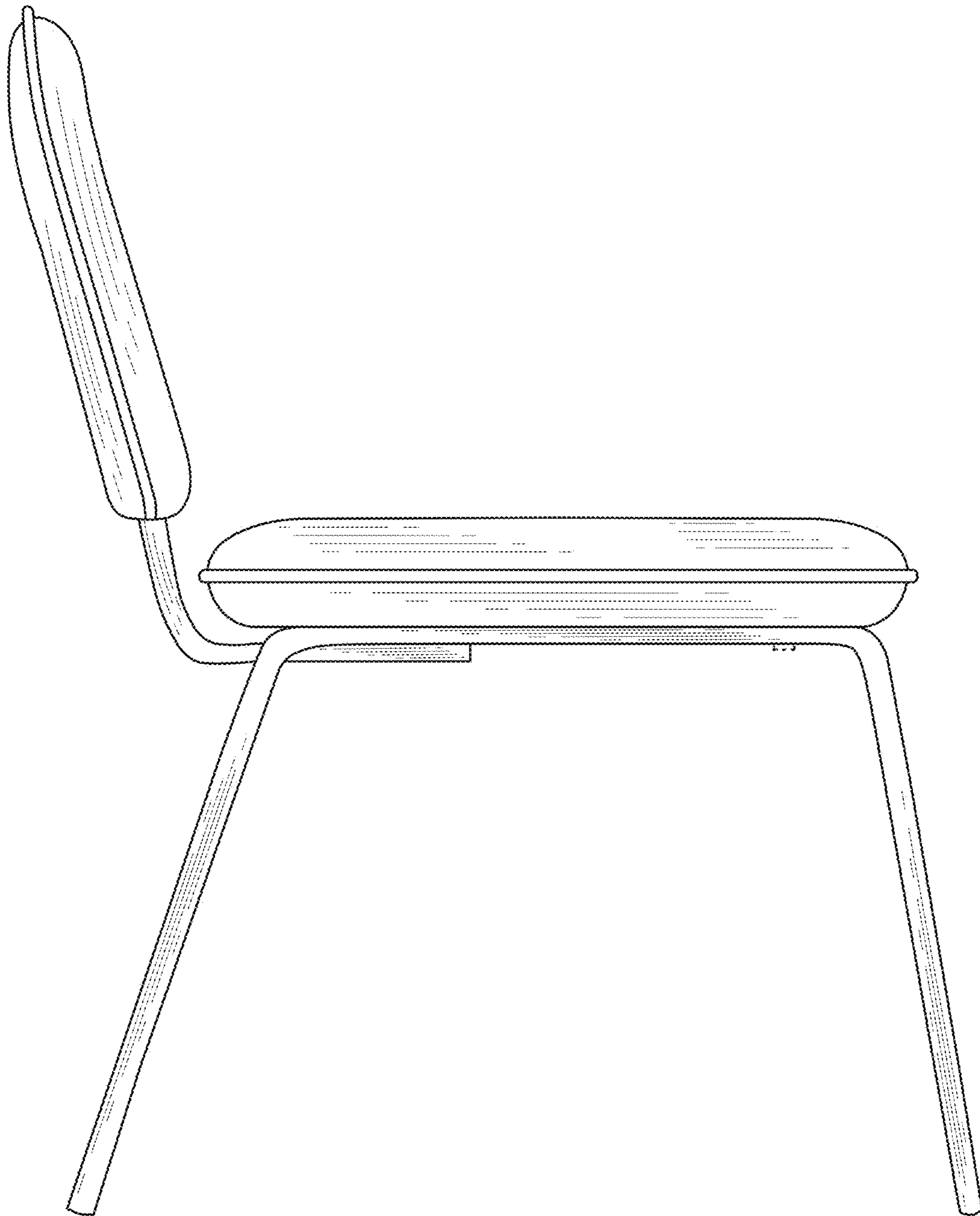


Fig. 4

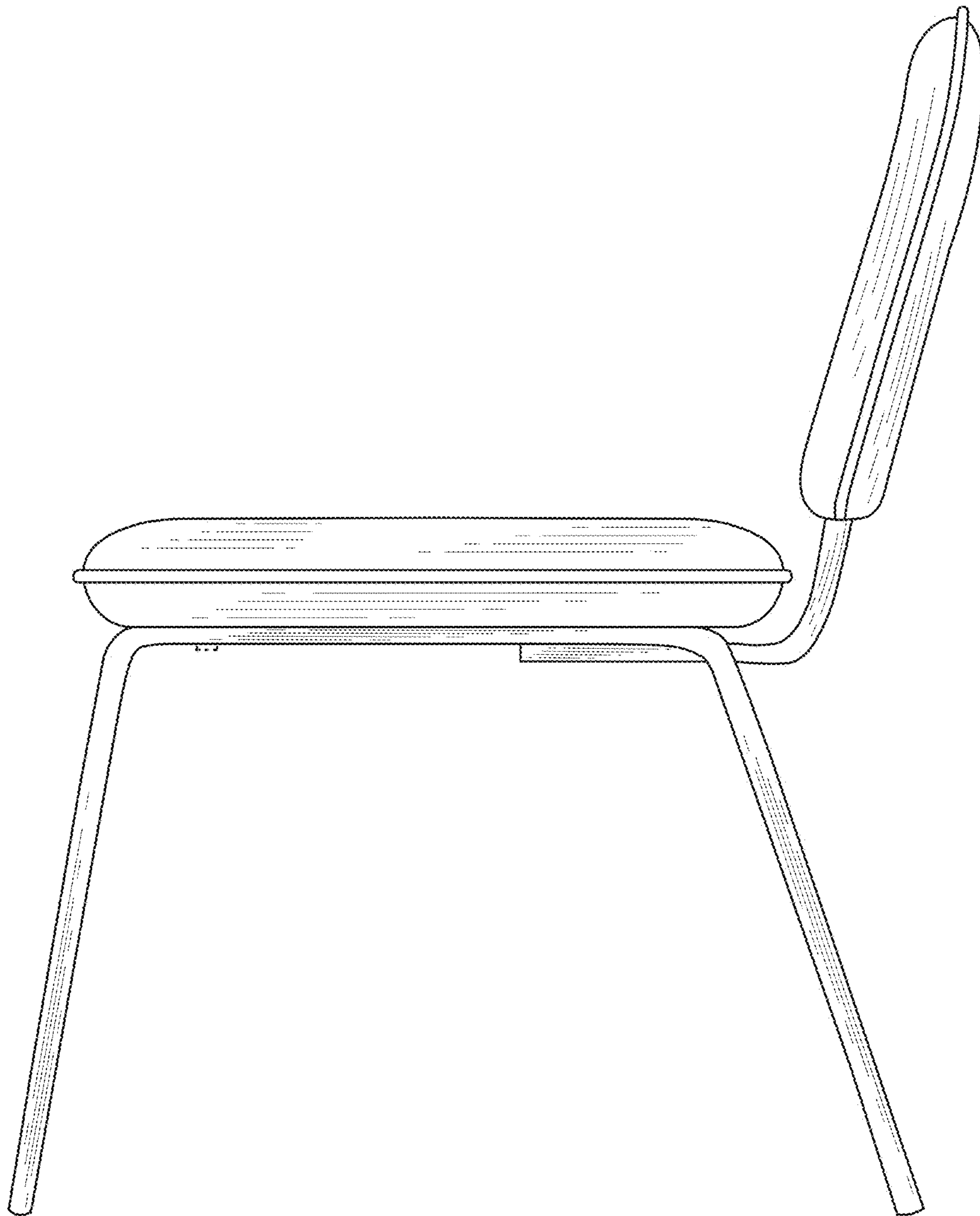


Fig. 5




Fig. 6

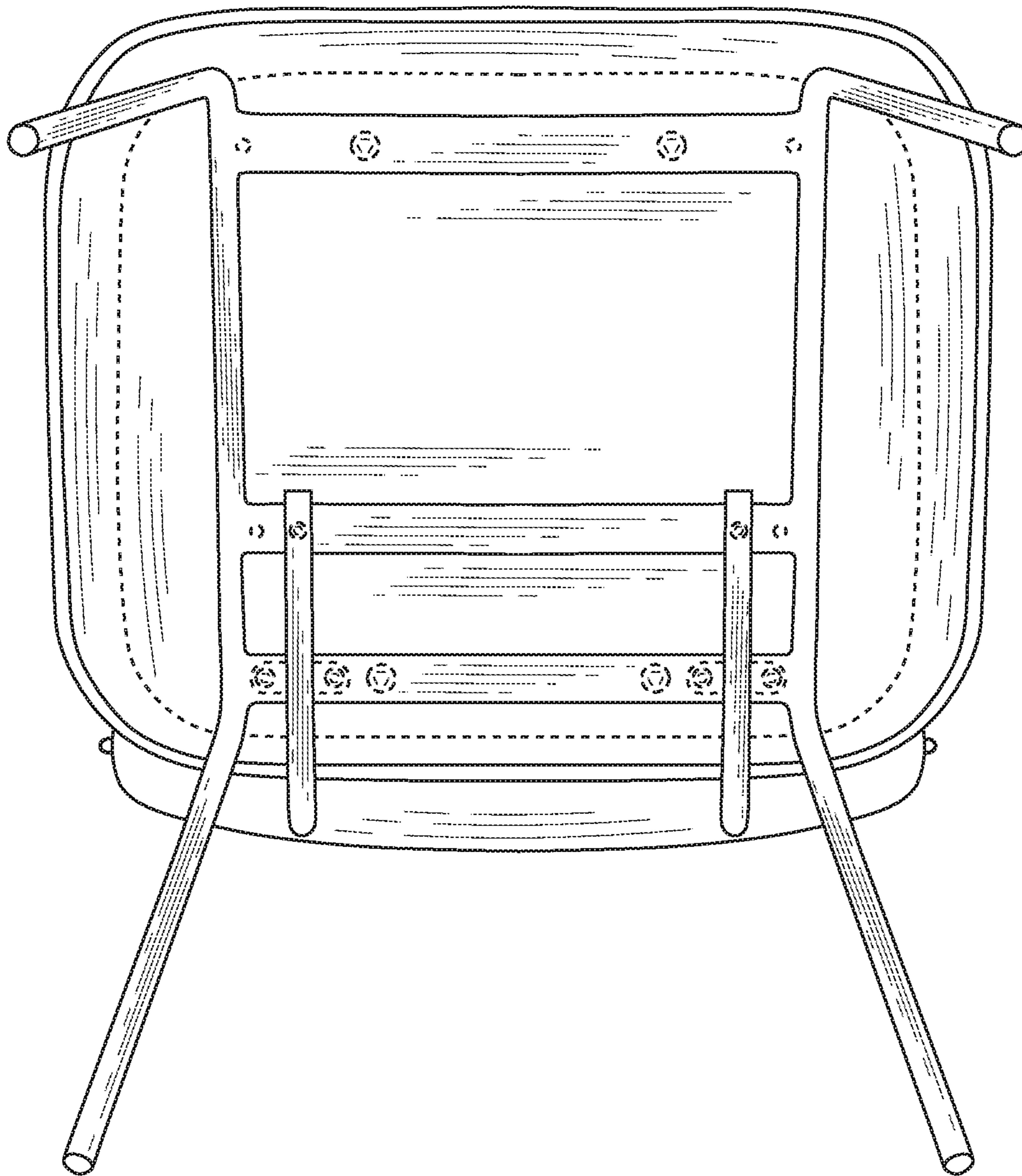


Fig. 7