



US00D922074S

(12) **United States Design Patent**
Okai et al.

(10) **Patent No.:** **US D922,074 S**
(45) **Date of Patent:** **** Jun. 15, 2021**

(54) **ELECTRIC TOOTHBRUSH HANDLE**

D436,734 S 1/2001 Van Gelder
D482,201 S 11/2003 Long
D611,712 S 3/2010 Stoerkel et al.

(71) Applicant: **Colgate-Palmolive Company**, New York, NY (US)

(Continued)

(72) Inventors: **Takahide Okai**, Highland Park, NJ (US); **Brian Bloch**, Hillsborough, NJ (US); **Brett Newman**, San Francisco, CA (US); **Kyle Swen**, San Carlos, CA (US); **Francois Dransart**, San Francisco, CA (US); **Carly Byungyeon Kim**, San Francisco, CA (US)

FOREIGN PATENT DOCUMENTS

CN 3323357 9/2003
CN 301054685 11/2009

(Continued)

Primary Examiner — Karen E Eldridge Powers

(73) Assignee: **Colgate-Palmolive Company**, New York, NY (US)

(57) **CLAIM**

(**) Term: **15 Years**

The ornamental design for an electric toothbrush handle, as shown and described.

(21) Appl. No.: **29/652,907**

(22) Filed: **Jan. 6, 2021**

DESCRIPTION

Related U.S. Application Data

(62) Division of application No. 29/740,535, filed on Jul. 6, 2020, now Pat. No. Des. 911,713, which is a division of application No. 29/673,740, filed on Dec. 18, 2018, now Pat. No. Des. 891,784.

(51) **LOC (13) Cl.** **28-03**

(52) **U.S. Cl.**
USPC **D4/101**

(58) **Field of Classification Search**
USPC D4/100, 101, 102, 104, 105, 106, 107, D4/108, 109, 110, 111, 112, 113, 114, D4/115; 15/167.1; D24/146
CPC A46B 2200/1066; A46B 9/04; A46B 15/0081; A61C 17/222; A61C 17/24; A61C 17/26

See application file for complete search history.

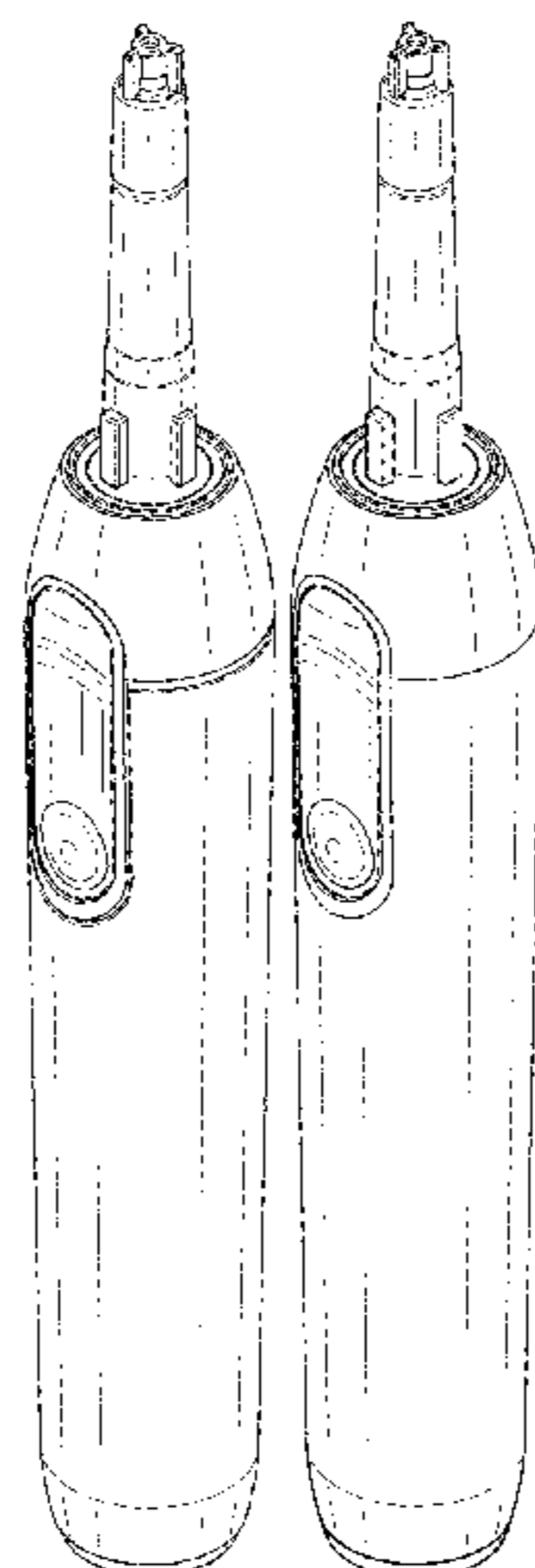
FIG. 1 is a front perspective view of an electric toothbrush handle according to a first embodiment of the new design; FIG. 2 is a rear perspective view thereof; FIG. 3 is a front elevation view thereof; FIG. 4 is a rear elevation view thereof; FIG. 5 is a left side elevation view thereof; FIG. 6 is a right side elevation view thereof; FIG. 7 is a top plan view thereof; FIG. 8 is a bottom plan view thereof; FIG. 9 is a front perspective view of an electric toothbrush handle according to a second embodiment of the new design; FIG. 10 is a rear perspective view thereof; FIG. 11 is a front elevation view thereof; FIG. 12 is a rear elevation view thereof; FIG. 13 is a left side elevation view thereof; FIG. 14 is a right side elevation view thereof; FIG. 15 is a top plan view thereof; and, FIG. 16 is a bottom plan view thereof.

(56) **References Cited**

U.S. PATENT DOCUMENTS

4,827,550 A 5/1989 Graham et al.
D360,760 S 8/1995 Halm

1 Claim, 8 Drawing Sheets



(56)

References Cited

U.S. PATENT DOCUMENTS

7,845,042 B2 12/2010 Moskovich et al.
 D632,894 S 2/2011 Shigeno et al.
 D653,035 S 1/2012 Gebski
 8,443,476 B2 5/2013 Hilscher et al.
 8,500,766 B2 8/2013 Jimenez et al.
 8,522,386 B2 9/2013 Hohlbein
 8,561,247 B2 10/2013 Moskovich et al.
 9,168,117 B2 10/2015 Yoshida et al.
 D749,851 S 2/2016 Watkins
 D757,439 S 5/2016 Shigeno et al.
 D758,736 S 6/2016 Shigeno et al.
 D767,896 S 10/2016 Shigeno et al.
 D774,771 S 12/2016 Yoshida et al.
 D774,775 S 12/2016 Buchholz
 D775,835 S 1/2017 Yoshida et al.
 D780,456 S 3/2017 Shigeno et al.
 D791,485 S 7/2017 McGarry et al.
 D798,060 S 9/2017 Shigeno et al.
 D799,218 S 10/2017 Okai
 D799,835 S 10/2017 Okai
 10,022,208 B2 7/2018 Yoshida et al.
 D824,677 S 8/2018 Tseng et al.
 D846,883 S 4/2019 Bloch et al.
 D849,408 S 5/2019 Bloch et al.
 D851,938 S 6/2019 Bloch et al.
 D858,105 S 9/2019 Okai et al.
 D861,351 S 10/2019 Albay et al.
 10,449,022 B2 10/2019 Okai
 D867,762 S 11/2019 Bloch et al.
 10,463,462 B2 11/2019 Okai
 10,500,023 B2 12/2019 Okai
 10,603,150 B2 * 3/2020 Bloch A46B 13/023
 D882,270 S * 4/2020 Bloch D4/101
 10,631,964 B2 * 4/2020 Bloch A61C 17/222
 D884,351 S * 5/2020 Albay D4/101
 D890,528 S * 7/2020 Albay D4/101
 D891,784 S * 8/2020 Okai D4/101
 D892,506 S 8/2020 Okai et al.
 D895,973 S * 9/2020 Ji D4/101
 2019/0175320 A1 6/2019 Bloch et al.
 2020/0214816 A1 * 7/2020 Bloch A46B 5/0095
 2020/0289246 A1 9/2020 Bloch et al.

FOREIGN PATENT DOCUMENTS

CN 301136943 2/2010
 CN 301150823 3/2010
 CN 301517889 4/2011
 CN 301736979 11/2011
 CN 302655801 11/2013
 CN 302712322 1/2014
 CN 302951500 10/2014
 CN 303137887 3/2015
 CN 303228612 6/2015
 CN 303291741 7/2015
 CN 303485297 12/2015
 CN 303485300 12/2015
 CN 303555842 1/2016
 CN 303568996 1/2016
 CN 303582077 2/2016

CN 303600325 3/2016
 CN 303630115 3/2016
 CN 303651162 4/2016
 CN 303658434 5/2016
 CN 303705050 6/2016
 CN 303705073 6/2016
 CN 303731682 6/2016
 CN 303758098 7/2016
 CN 303781887 8/2016
 CN 303810436 8/2016
 CN 303857368 9/2016
 CN 303858605 9/2016
 CN 303873245 9/2016
 CN 303919026 11/2016
 CN 303962142 12/2016
 CN 303972535 12/2016
 CN 303990679 12/2016
 CN 304097979 4/2017
 CN 304108472 4/2017
 CN 304120816 5/2017
 CN 304124146 5/2017
 CN 304134556 5/2017
 CN 304181219 6/2017
 CN 304189305 6/2017
 CN 304251488 8/2017
 CN 304267080 9/2017
 CN 304276474 9/2017
 CN 304276504 9/2017
 CN 304329326 10/2017
 CN 304929686 12/2018
 CN 305191008 5/2019
 EM 001078414-0007 5/2009
 EM 001127815-0002 6/2009
 EM 001787714-0004 12/2010
 EM 001255947-0002 4/2011
 EM 001312672-0001 2/2012
 EM 002012328-0001 4/2012
 EM 002012328-0002 4/2012
 EM 001317358-0002 5/2012
 EM 001333496-0001 7/2012
 EM 002163675-0002 1/2013
 EM 002218651-0001 7/2013
 EM 002218651-0002 7/2013
 EM 001413454-0001 6/2014
 EM 002422949-0001 9/2014
 EM 002424069-0001 9/2014
 EM 002455676-0001 1/2015
 EM 002488676-0002 1/2015
 EM 002637884-0001 2/2015
 EM 004043263-0001 6/2017
 EM 004119089-0001 7/2017
 EM 004140150-0001 8/2017
 EM 004173342-0003 9/2017
 EM 004173342-0004 9/2017
 EM 001468458-0007 4/2018
 JP D1164402 2/2003
 JP D1212185 7/2004
 JP D1212254 7/2004
 JP D1419789 8/2011
 JP D1619012 11/2018
 KR 3005384630000 9/2009
 TW 308482 6/1997

* cited by examiner

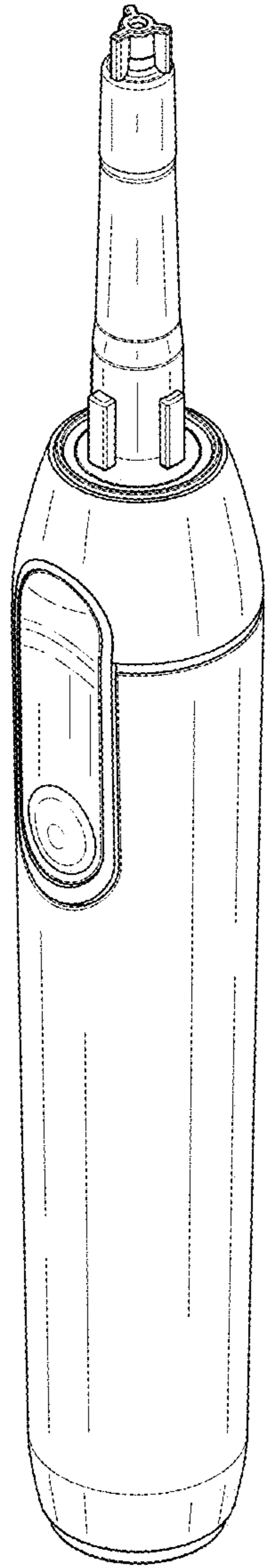


FIG. 1




FIG. 2

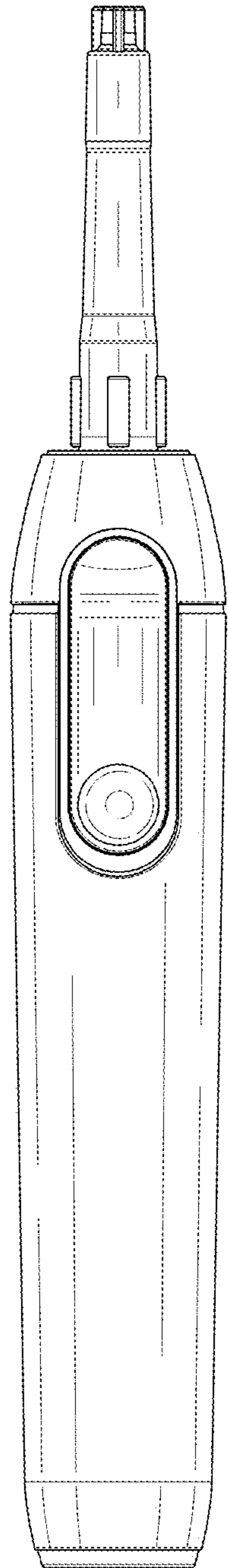


FIG. 3

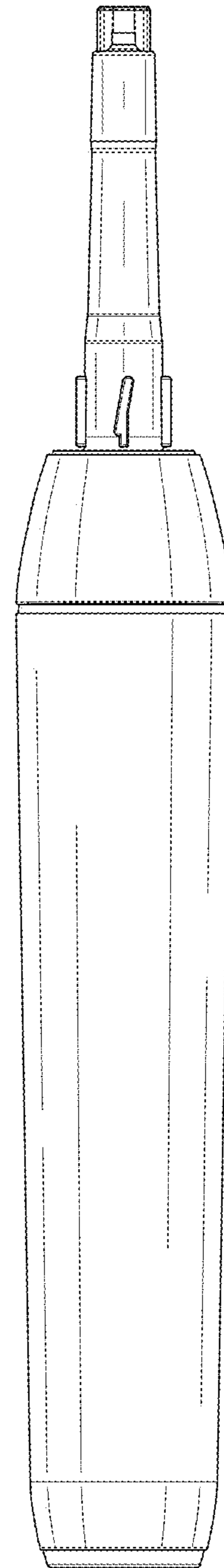


FIG. 4




FIG. 5

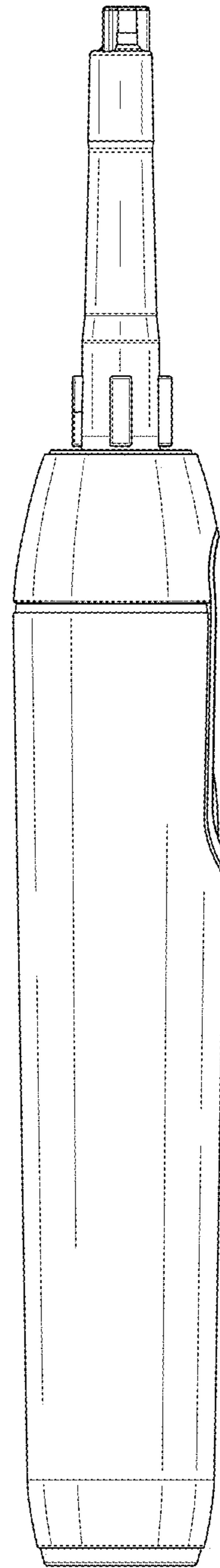


FIG. 6

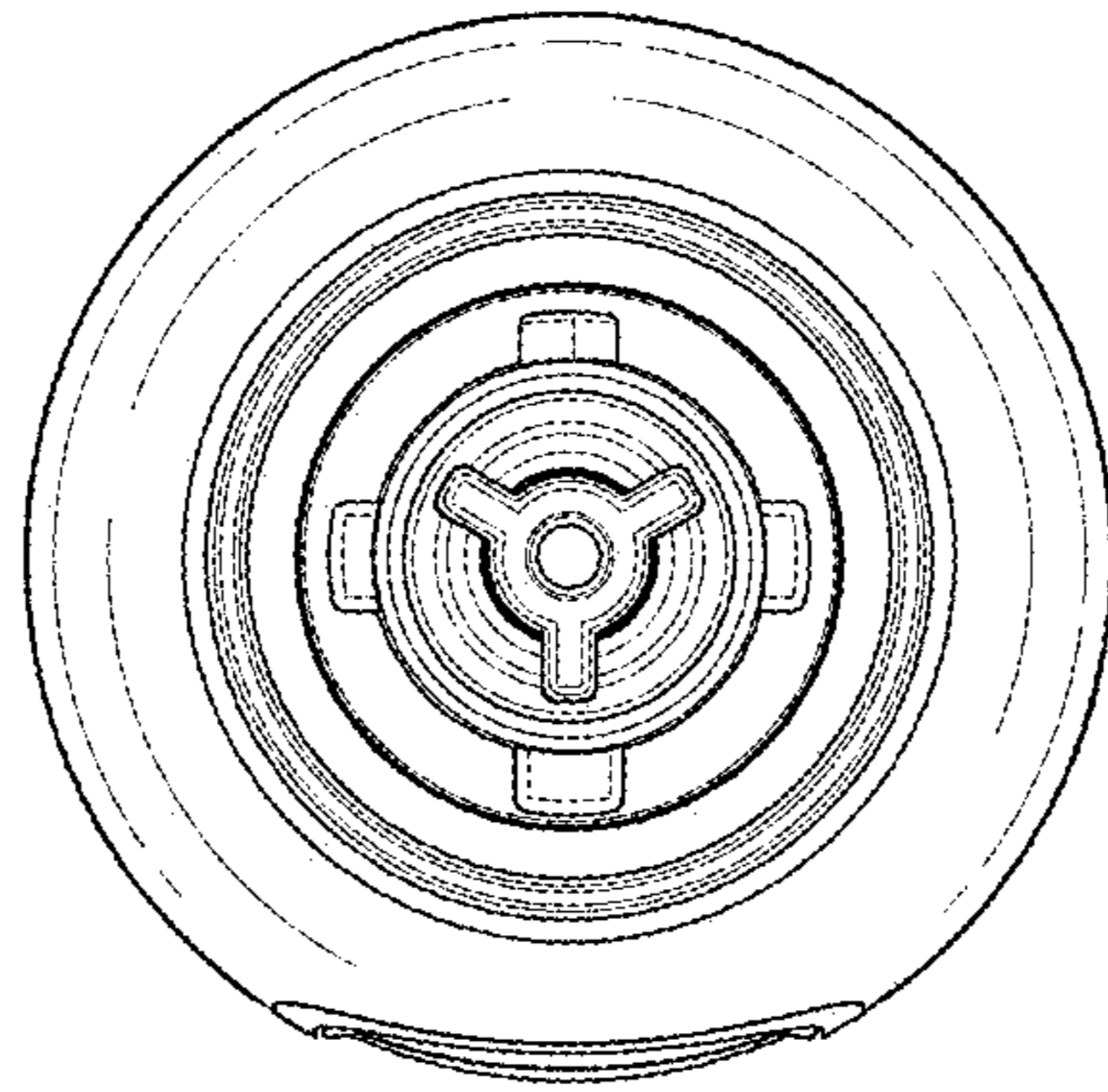


FIG. 7

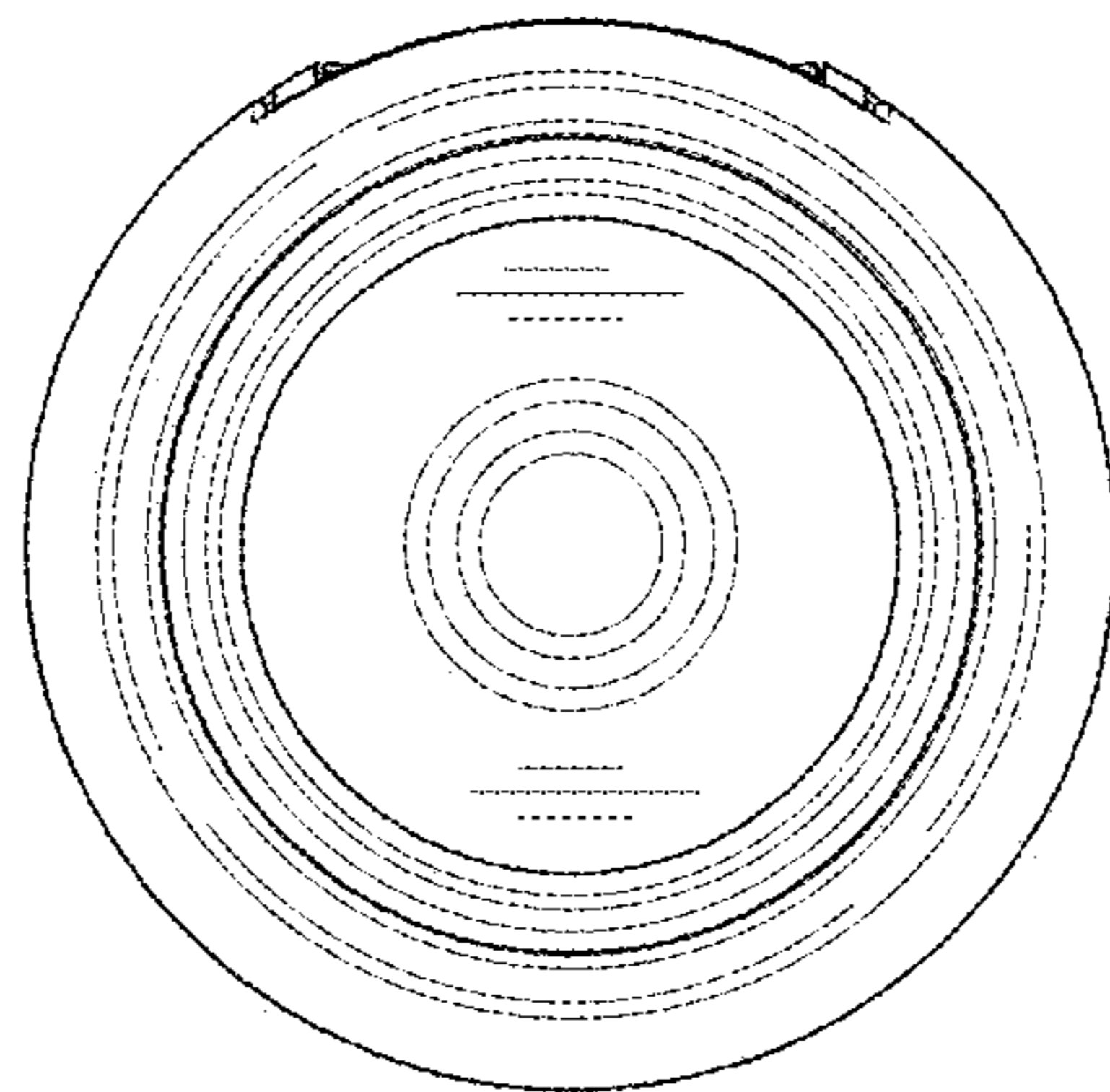


FIG. 8

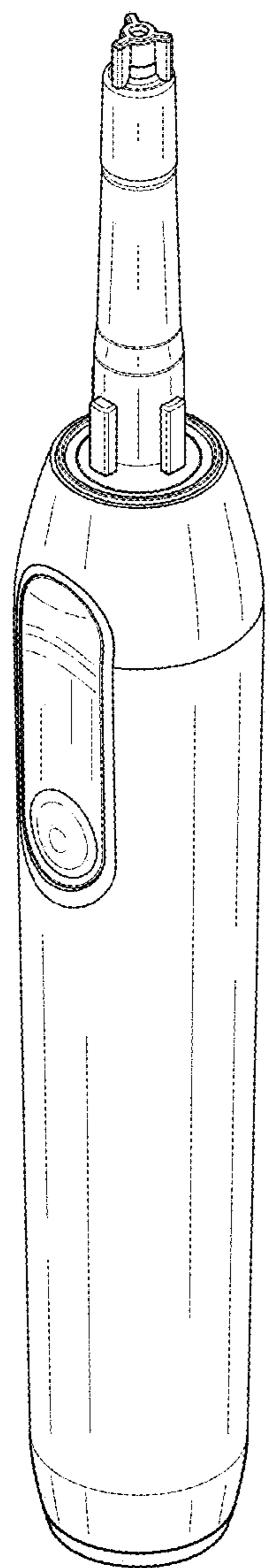


FIG. 9




FIG. 10

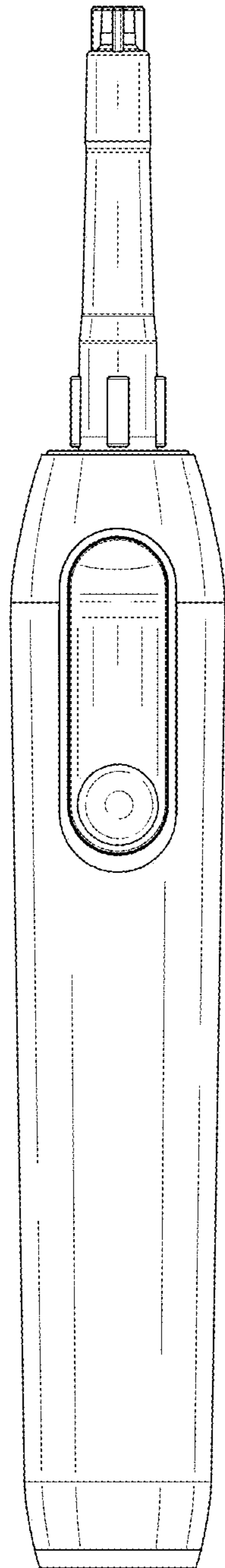


FIG. 11




FIG. 12




FIG. 13

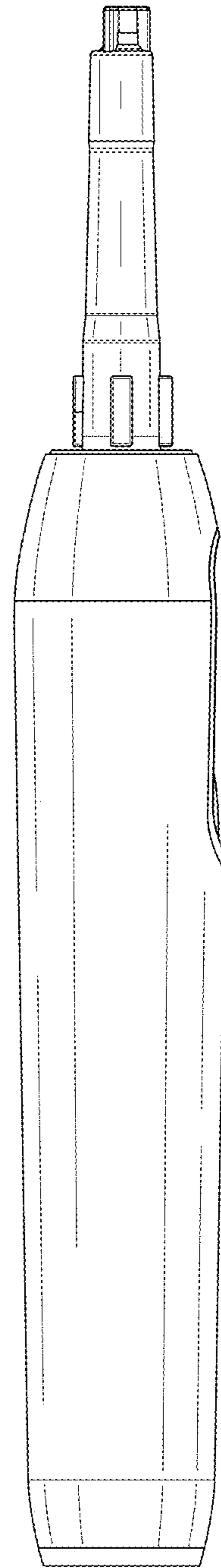


FIG. 14

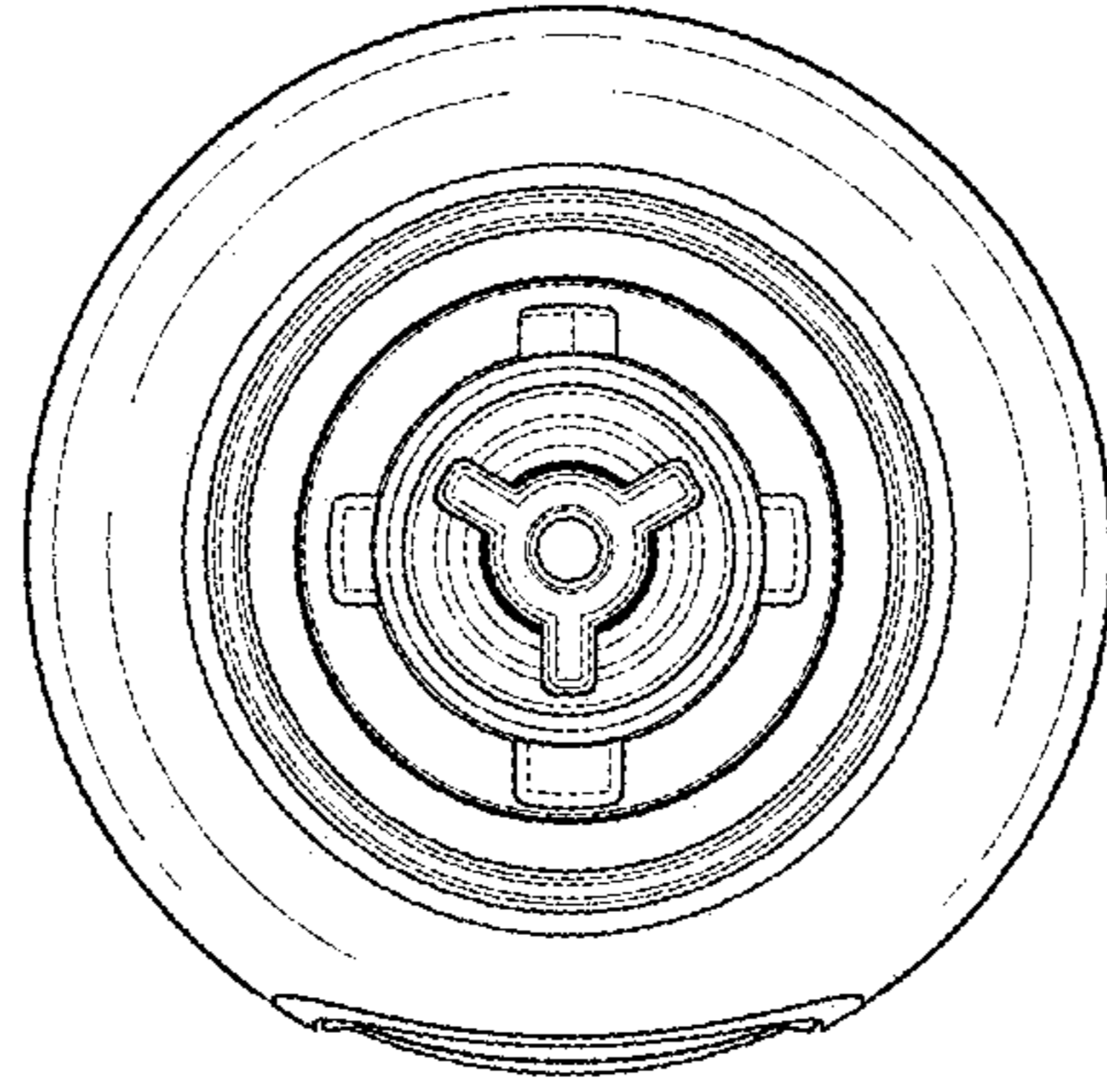


FIG. 15

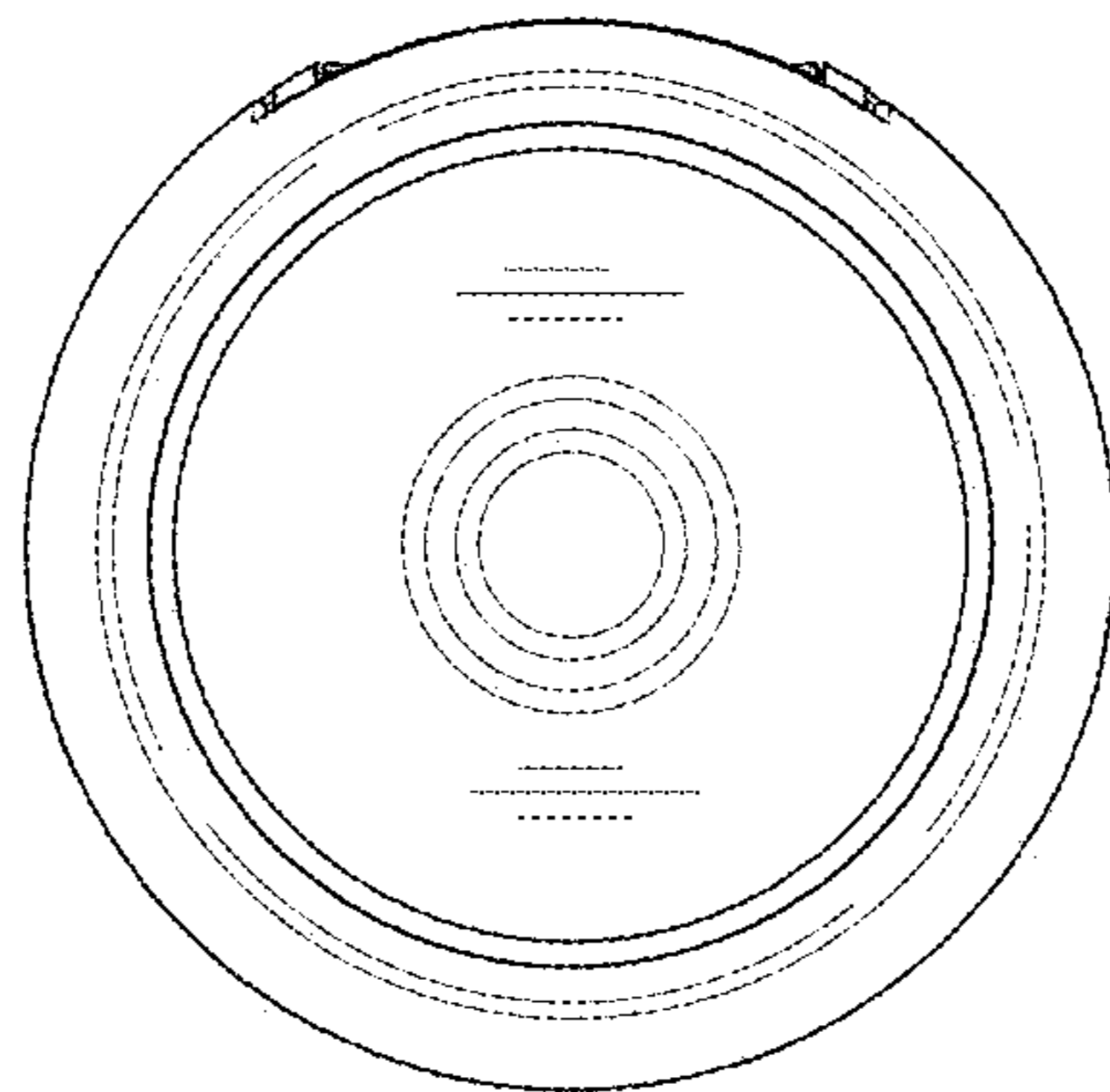


FIG. 16