



US00D922072S

(12) **United States Design Patent**
Hazelton et al.

(10) **Patent No.:** **US D922,072 S**
(45) **Date of Patent:** **** Jun. 15, 2021**

- (54) **ADJUSTABLE STORAGE BIN**
- (71) Applicants: **Lance E. Hazelton**, Maplewood, NJ (US); **Maya Kremien**, New York, NY (US)
- (72) Inventors: **Lance E. Hazelton**, Maplewood, NJ (US); **Maya Kremien**, New York, NY (US)
- (73) Assignee: **Helen of Troy Limited**, St. Michael (BB)
- (**) Term: **15 Years**
- (21) Appl. No.: **29/708,205**
- (22) Filed: **Oct. 4, 2019**
- (51) **LOC (13) Cl.** **09-04**
- (52) **U.S. Cl.**
USPC **D3/304; D3/313**
- (58) **Field of Classification Search**
USPC D3/273, 276, 283–286, 291, 293, D3/298–299, 304–315, 319, 321, 901, D3/903; D6/512, 524, 553; D19/75, 81, D19/83–86, 90–92, 95; D7/601, 637, D7/640, 641
CPC .. B25H 3/003; B25H 3/06; A45C 5/00; A45C 11/00; A45C 11/34; A45C 11/36; A45C 13/02; A45F 7/00; A45F 2200/05; A45F 2200/0575; A47G 21/00; A47G 21/14; B65D 1/00; B65D 1/22; B65D 1/24; B65D 1/34; B65D 1/36; B65D 11/00; B65D 21/00; B65D 25/00; B65D 25/04; B65D 25/06; B65D 85/00
See application file for complete search history.

- 4,436,215 A * 3/1984 Kleinert B65D 25/06 220/533
- 6,390,359 B1 * 5/2002 Lin A47B 88/906 229/198
- D466,074 S * 11/2002 Hoy D12/426
- D467,732 S * 12/2002 Taylor D3/304
- 6,959,811 B1 * 11/2005 Hoover A01K 97/06 206/315.11
- D530,516 S * 10/2006 Snell D3/304
- D530,918 S * 10/2006 Snell D3/304

(Continued)

OTHER PUBLICATIONS

OXO Good Grips Adjustable Bathroom Drawer Bin . . . , first available Jul. 1, 20, amazon.com [online], [site visited Feb. 10, 21], Internet URL exceeds character limit of PTO-892; see written Office Action (Year: 2020).*

(Continued)

Primary Examiner — Jeffrey D Asch
Assistant Examiner — Caitlin Ann Laverty
(74) *Attorney, Agent, or Firm* — Rankin, Hill & Clark LLP

(57) **CLAIM**

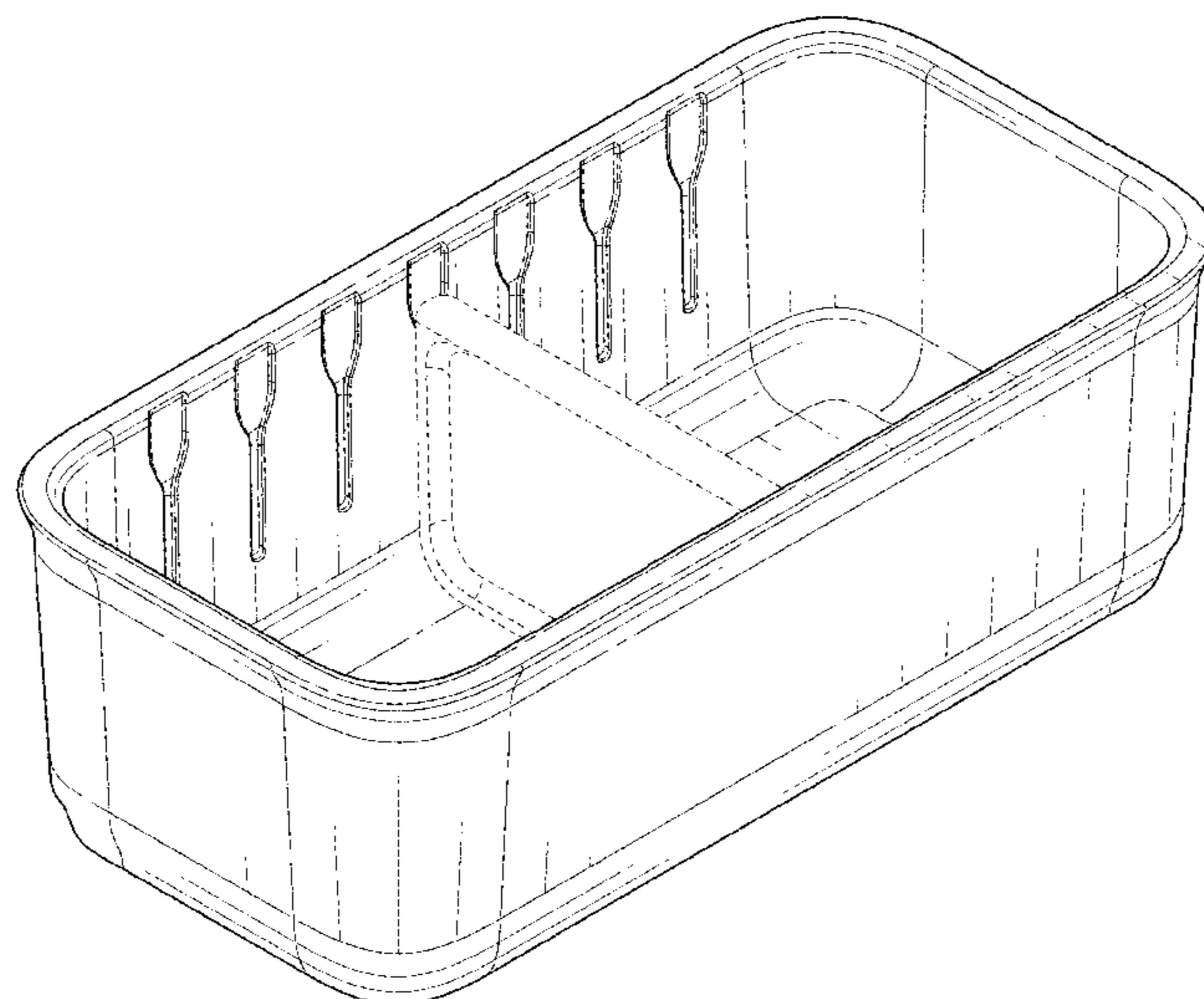
The ornamental design for an adjustable storage bin, as shown and described.

DESCRIPTION

FIG. 1 is a perspective view of an adjustable storage bin; FIG. 2 is a rear elevation view thereof; FIG. 3 is a front elevation view thereof; FIG. 4 is a right elevation view thereof; FIG. 5 is a left elevation view thereof; FIG. 6 is a top view thereof; and, FIG. 7 is a bottom view thereof.
The broken lines in the drawings depict portions of the adjustable storage bin that form no part of the claimed design.

1 Claim, 6 Drawing Sheets

- (56) **References Cited**
U.S. PATENT DOCUMENTS
2,113,683 A * 4/1938 De Witt B65D 11/00 229/120
2,788,912 A * 4/1957 Simonsen B65D 25/06 220/533



(56)

References Cited

U.S. PATENT DOCUMENTS

D530,919	S	*	10/2006	Snell	D3/304
D530,920	S	*	10/2006	Snell	D3/304
D530,921	S	*	10/2006	Snell	D3/304
D547,064	S	*	7/2007	Snell	D3/304
D549,456	S	*	8/2007	Dretzka	D3/304
D549,457	S	*	8/2007	Dretzka	D3/304
D551,453	S	*	9/2007	Snell	D3/304
D555,904	S	*	11/2007	Snell	D3/304
D815,835	S	*	4/2018	Levie	D3/310
D846,281	S	*	4/2019	Greenwood	D3/313
D848,151	S	*	5/2019	Greenwood	D3/313
D904,030	S	*	12/2020	Piccininni	D3/304
2004/0188303	A1	*	9/2004	Chouinard	B65D 25/06 206/456
2009/0045708	A1	*	2/2009	Dominique	B65D 25/06 312/301
2014/0124406	A1	*	5/2014	Ishikawa	B65D 21/0213 206/557

OTHER PUBLICATIONS

Chris.W Drawer Organizer Tray with Adjustable Dividers . . . , first available Jun. 24, 2018, amazon.com [online], [site visited Feb. 10, 2021], Available at internet URL: <https://www.amazon.com/Chris-W-Organizer-Adjustable-Dividers-Multi-Drawers/dp/B07F13ZPHQ> (Year: 2018).*

* cited by examiner

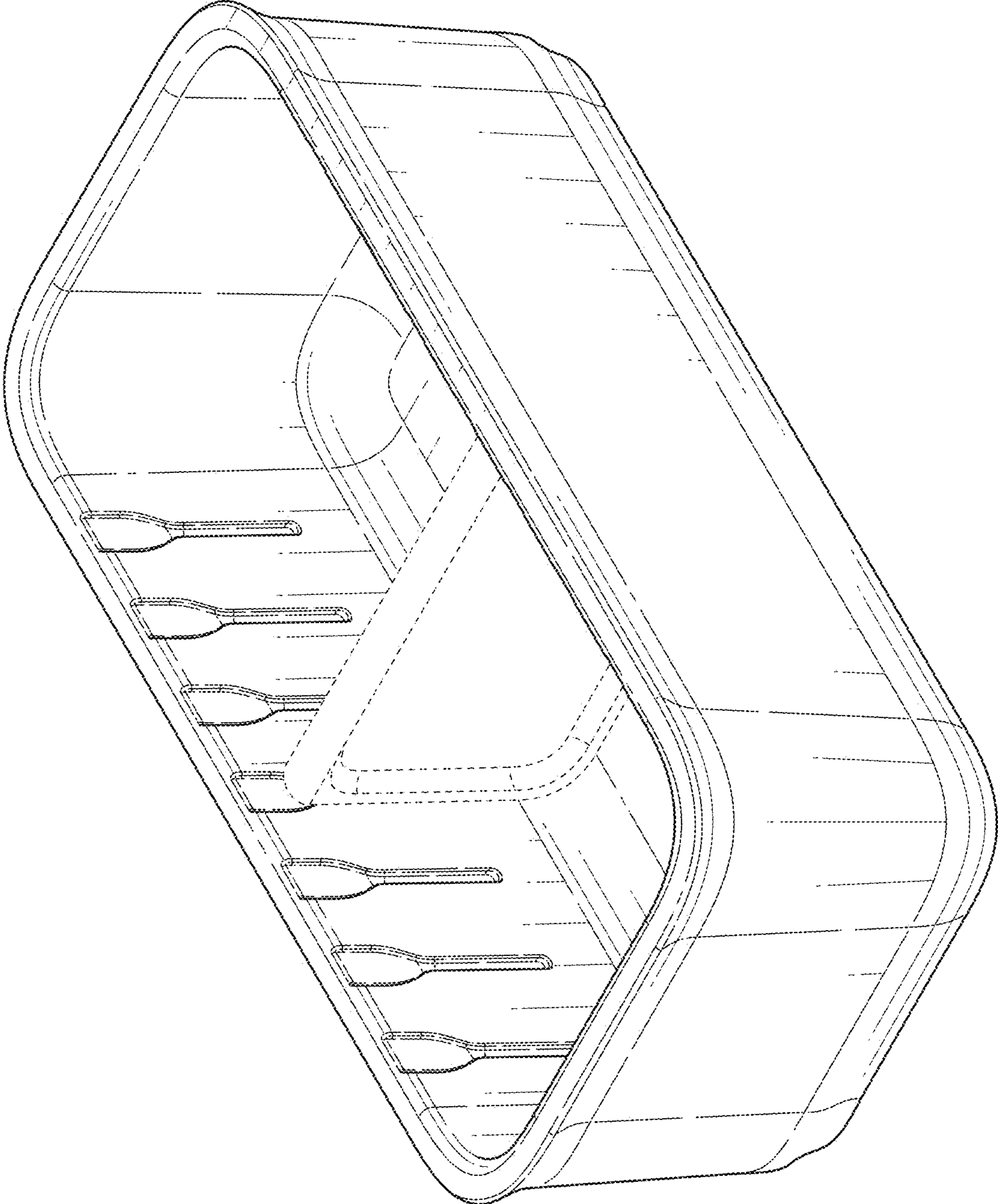


FIG. 1

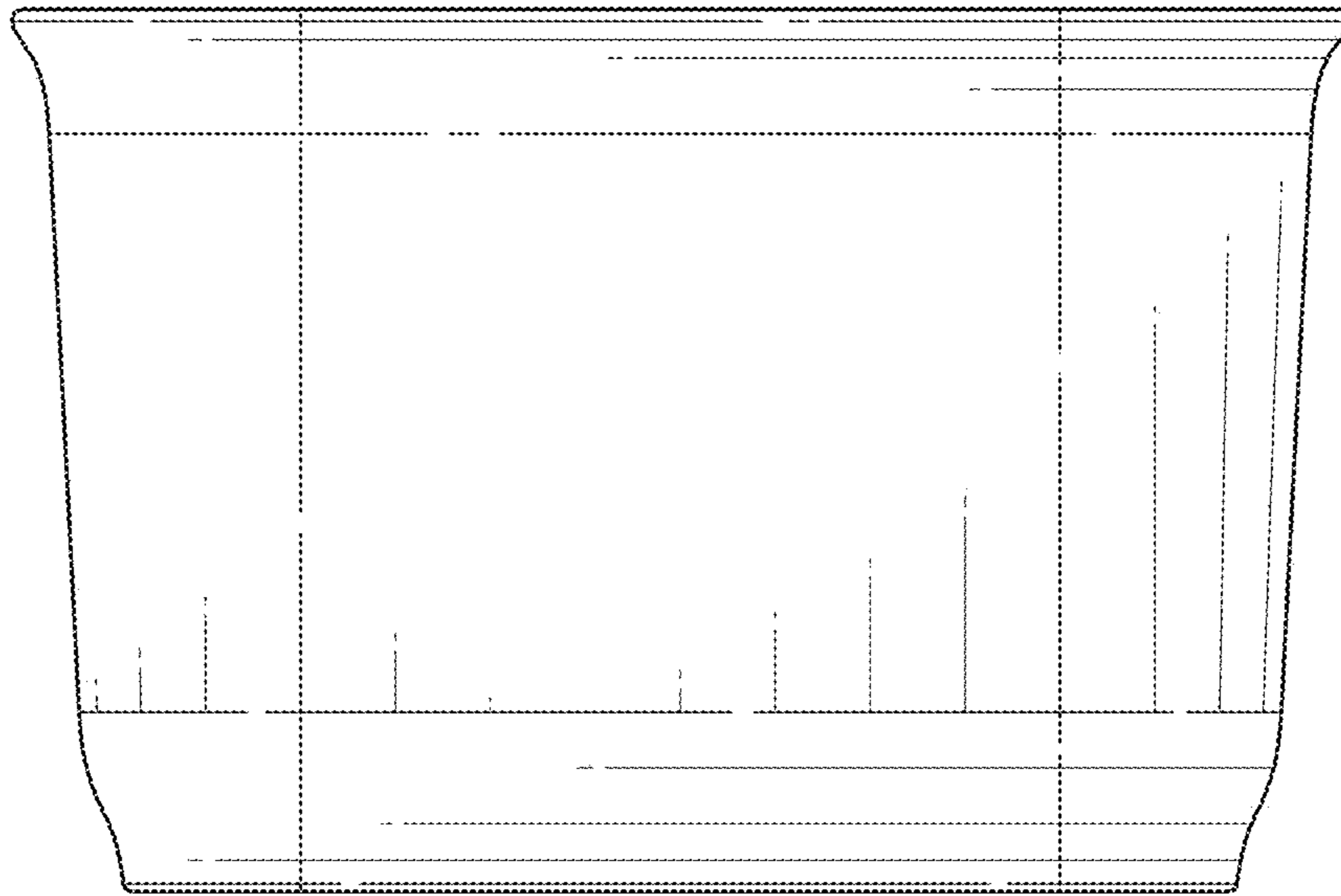


FIG. 2

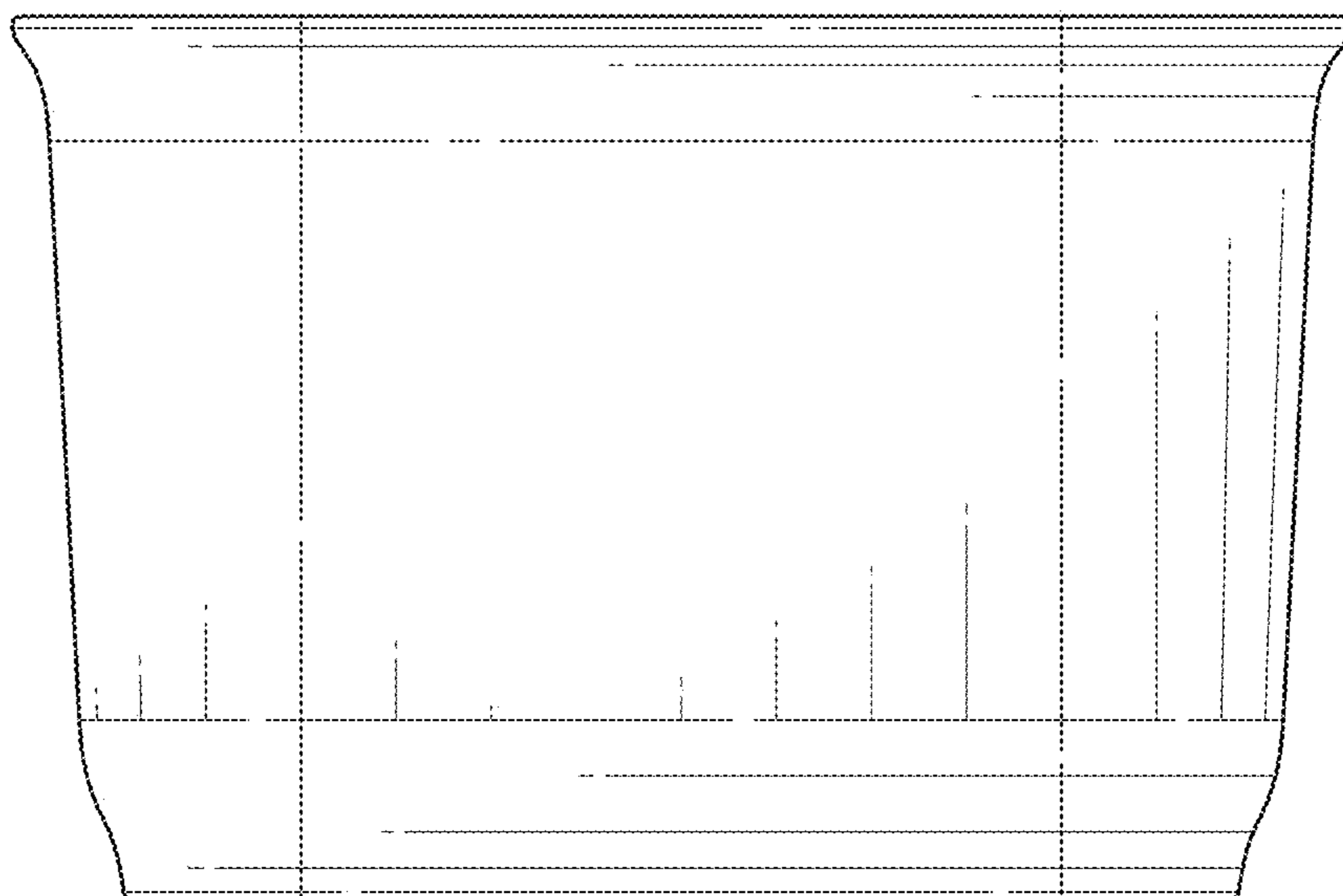


FIG. 3

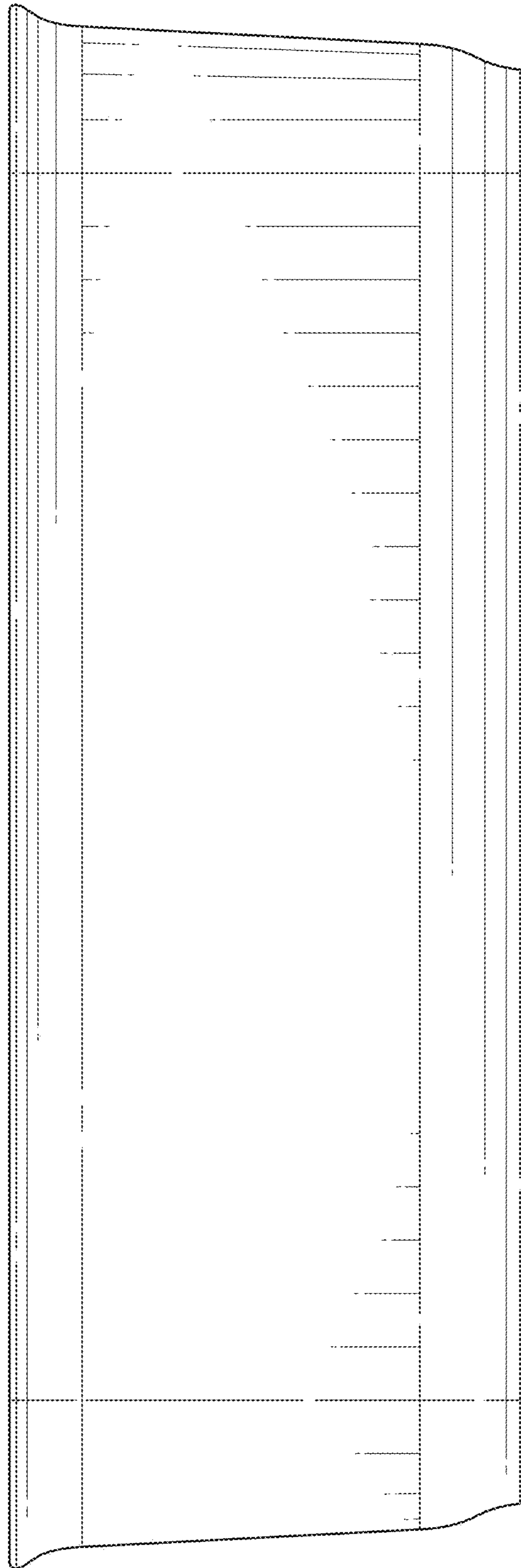


FIG. 4




FIG. 5

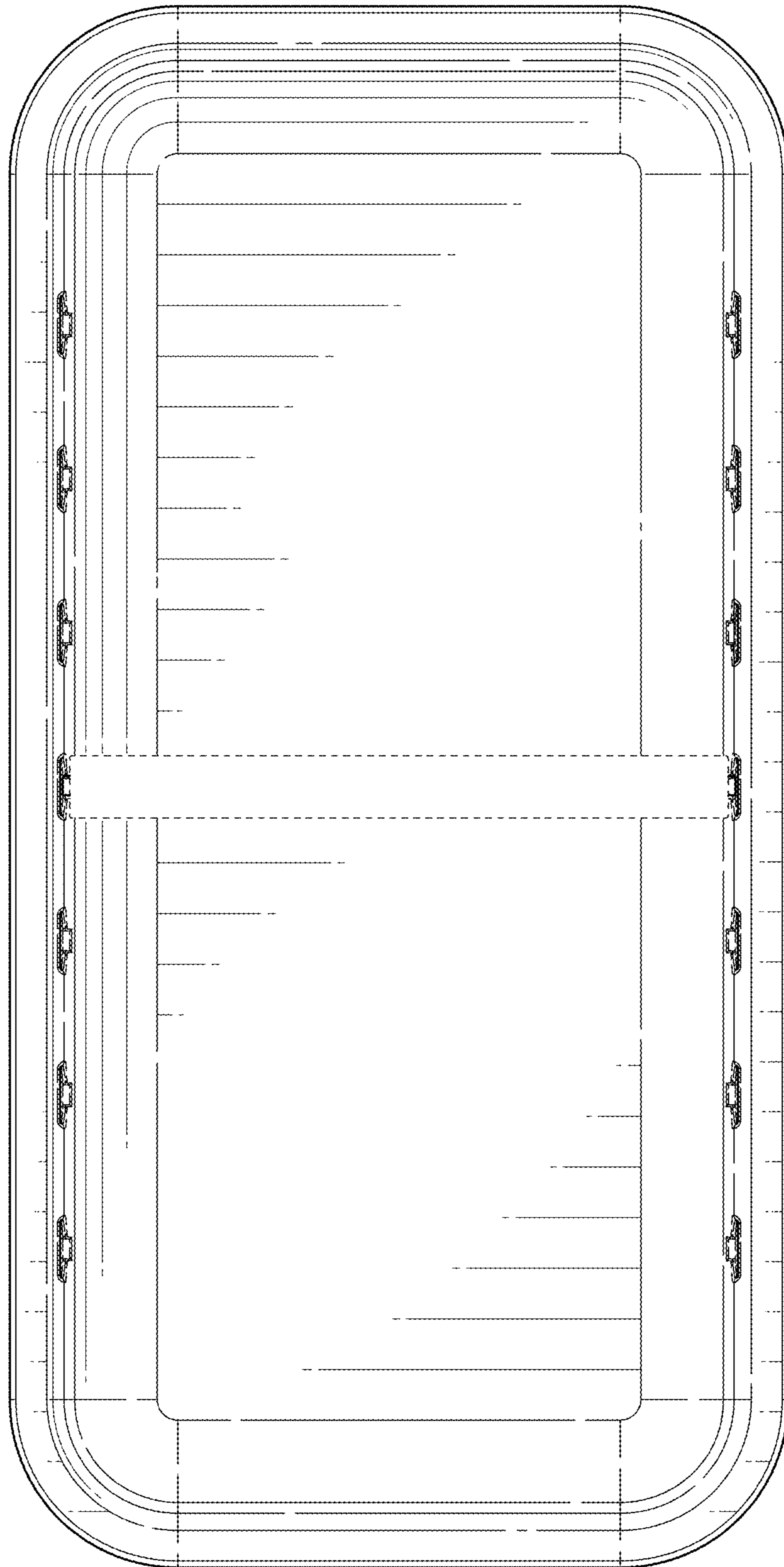


FIG. 6




FIG. 7