



US00D922043S

(12) **United States Design Patent**
Schwartz

(10) **Patent No.:** **US D922,043 S**
(45) **Date of Patent:** **** Jun. 15, 2021**

(54) **OUTSOLE FOR A SHOE OR OTHER TYPE OF FOOTWEAR**

(71) Applicant: **AETREX WORLDWIDE, INC.**,
Teaneck, NJ (US)

(72) Inventor: **Evan L. Schwartz**, Teaneck, NJ (US)

(73) Assignee: **AETREX WORLDWIDE, INC.**,
Teaneck, NJ (US)

(**) Term: **15 Years**

(21) Appl. No.: **29/696,428**

(22) Filed: **Jun. 27, 2019**

(51) **LOC (13) Cl.** **02-04**

(52) **U.S. Cl.**
USPC **D2/953; D2/951; D2/955; D2/956;**
D2/960

(58) **Field of Classification Search**

USPC D2/902, 906, 908, 916, 918, 925,
D2/946-962, 972, 977; 36/313, 22 R,
36/24.5, 25 R, 28, 32 R, 34 R, 59 C,
36/67 A, 103

CPC A43B 13/00; A43B 13/02; A43B 13/023;
A43B 13/026; A43B 13/04; A43B 13/08;
A43B 13/10; A43B 13/12; A43B 13/14;
A43B 13/141; A43B 13/143; A43B
13/16; A43B 13/18; A43B 13/181; A43B
13/187; A43B 13/189; A43B 13/20; A43B
13/22; A43B 13/223; A43B 13/24; A43B
13/28; A43B 13/30; A43B 13/32; A43B
13/34; A43B 13/36

See application file for complete search history.

(56) **References Cited**

U.S. PATENT DOCUMENTS

D164,096 S * 7/1951 Bovay D2/953
D257,647 S * 12/1980 Combaret D2/953

D394,741 S * 6/1998 Gaudio D2/953
D427,755 S * 7/2000 Tresser D2/947
D447,323 S * 9/2001 Cadet D2/947
D497,244 S * 10/2004 Sedlbauer D2/953
D601,783 S * 10/2009 Pizzuti D2/907
D648,517 S * 11/2011 Vestuti D2/955
D664,753 S * 8/2012 Santos D2/955
D682,519 S * 5/2013 Litchfield D2/955
D682,520 S * 5/2013 Litchfield D2/955
D689,677 S * 9/2013 Bathum D2/955
D697,704 S * 1/2014 Vestuti D2/955
D715,036 S * 10/2014 Dolce D2/955
D719,331 S * 12/2014 Christensen D2/955

(Continued)

Primary Examiner — T Chase Nelson

(74) *Attorney, Agent, or Firm* — Saul Ewing Arnstein & Lehr LLP

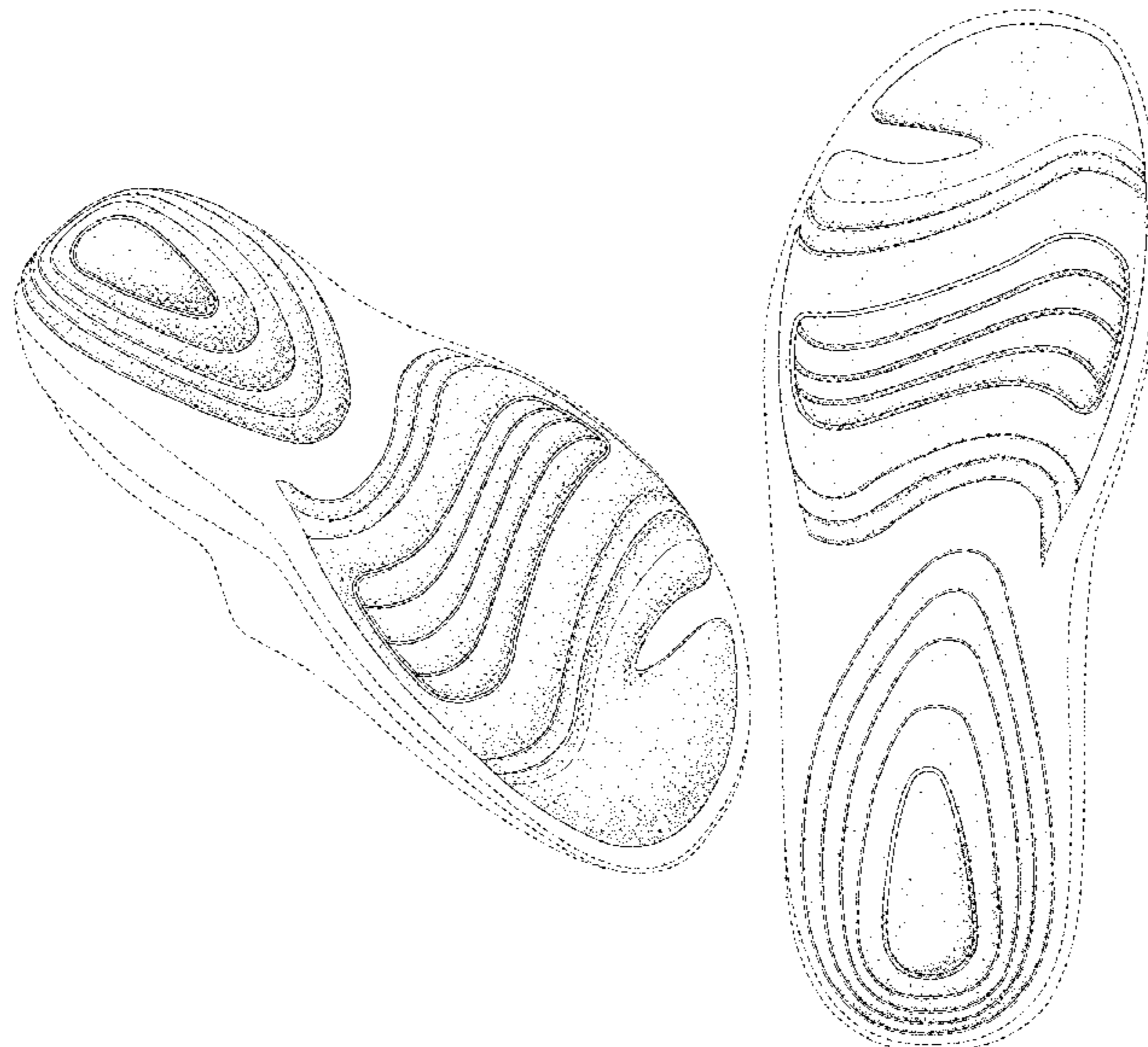
(57) **CLAIM**

I claim the ornamental design for an outsole for a shoe or other type of footwear, as shown and described.

DESCRIPTION

FIG. 1 is a bottom perspective view of an outsole for a shoe or other type of footwear showing my new design;
FIG. 2 is a front view of an outsole for a shoe or other type of footwear showing my new design;
FIG. 3 is a rear view of an outsole for a shoe or other type of footwear showing my new design;
FIG. 4 is a right side view of an outsole for a shoe or other type of footwear showing my new design;
FIG. 5 is a left side view of an outsole for a shoe or other type of footwear showing my new design;
FIG. 6 is a top view of an outsole for a shoe or other type of footwear showing my new design; and,
FIG. 7 is a bottom view of an outsole for a shoe or other type of footwear showing my new design.
The broken lines depict a shoe or other type of footwear with which the outsole can be used, and form no part of the claimed design.

1 Claim, 7 Drawing Sheets



(56)

References Cited

U.S. PATENT DOCUMENTS

D724,829	S *	3/2015	Lonigan	D2/953
D740,531	S *	10/2015	Dolce	D2/955
D749,833	S *	2/2016	Hansen	D2/960
D779,179	S *	2/2017	Christensen	D2/955
D779,802	S *	2/2017	McMillan	D2/954
D782,794	S *	4/2017	Lee	D2/955
D783,249	S *	4/2017	Lee	D2/955
D784,672	S *	4/2017	Shyllon	D2/955
D789,664	S *	6/2017	Seo	D2/955
D790,178	S *	6/2017	McMillan	D2/955
D790,179	S *	6/2017	McMillan	D2/955
D793,051	S *	8/2017	Ngene	D2/955
D804,792	S *	12/2017	de Montgolfier	D2/955
D815,811	S *	4/2018	Buck	D2/916
D815,813	S *	4/2018	Buck	D2/917
D860,613	S *	9/2019	Hernandez	D2/953
D880,826	S *	4/2020	Kerrigan	D2/953
D894,559	S *	9/2020	Murphy-Reinhertz	D2/953
D894,567	S *	9/2020	Murphy-Reinhertz	D2/957
D897,081	S *	9/2020	Hernandez	D2/953
10,765,170	B2 *	9/2020	Langvin	A43B 13/22
2014/0259788	A1 *	9/2014	Dojan	A43B 1/0018
				36/103
2014/0259789	A1 *	9/2014	Dojan	A43B 13/141
				36/103
2015/0150339	A1 *	6/2015	Van Hook	A43B 9/00
				36/84

* cited by examiner

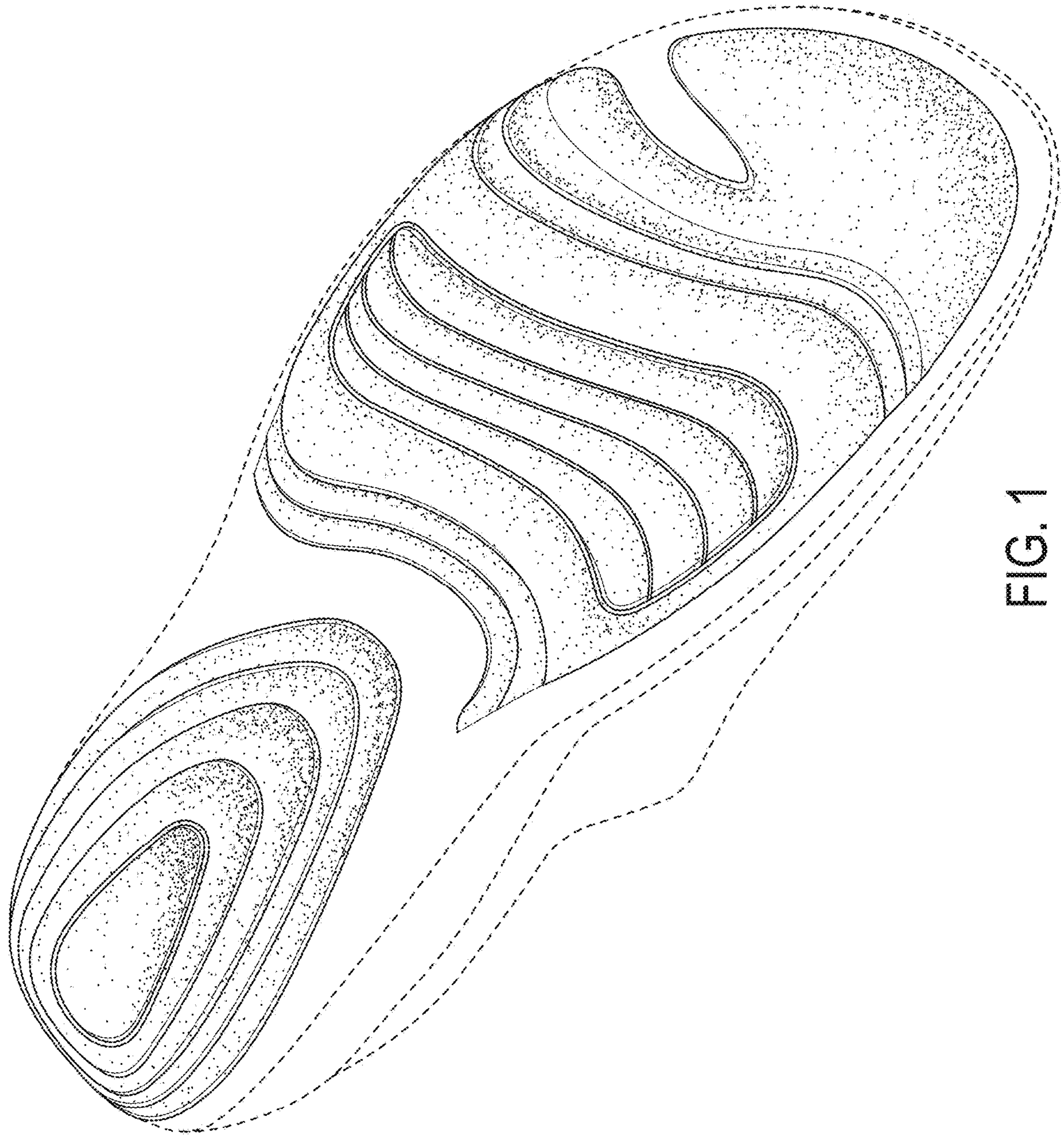


FIG. 1

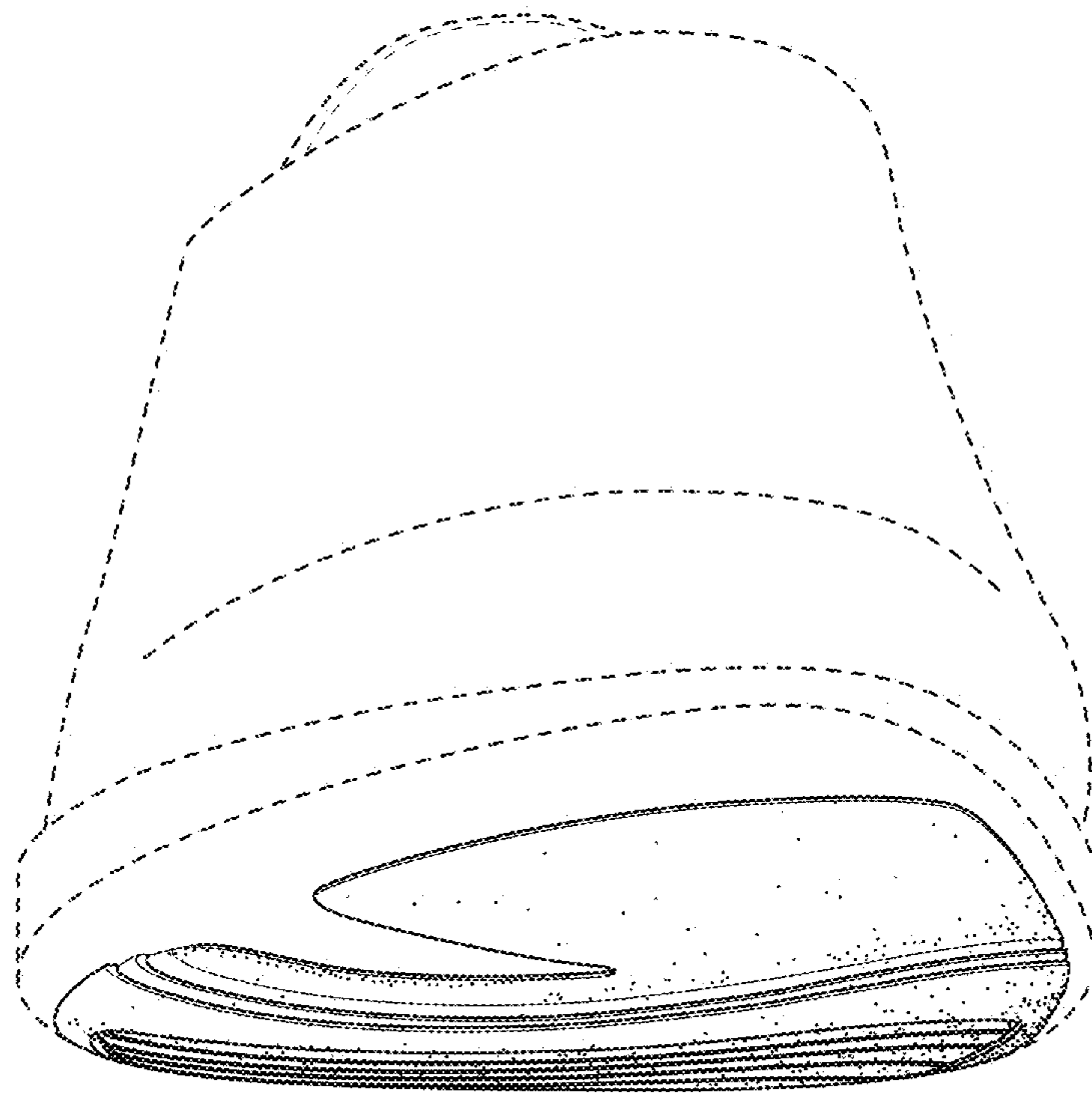


FIG. 2

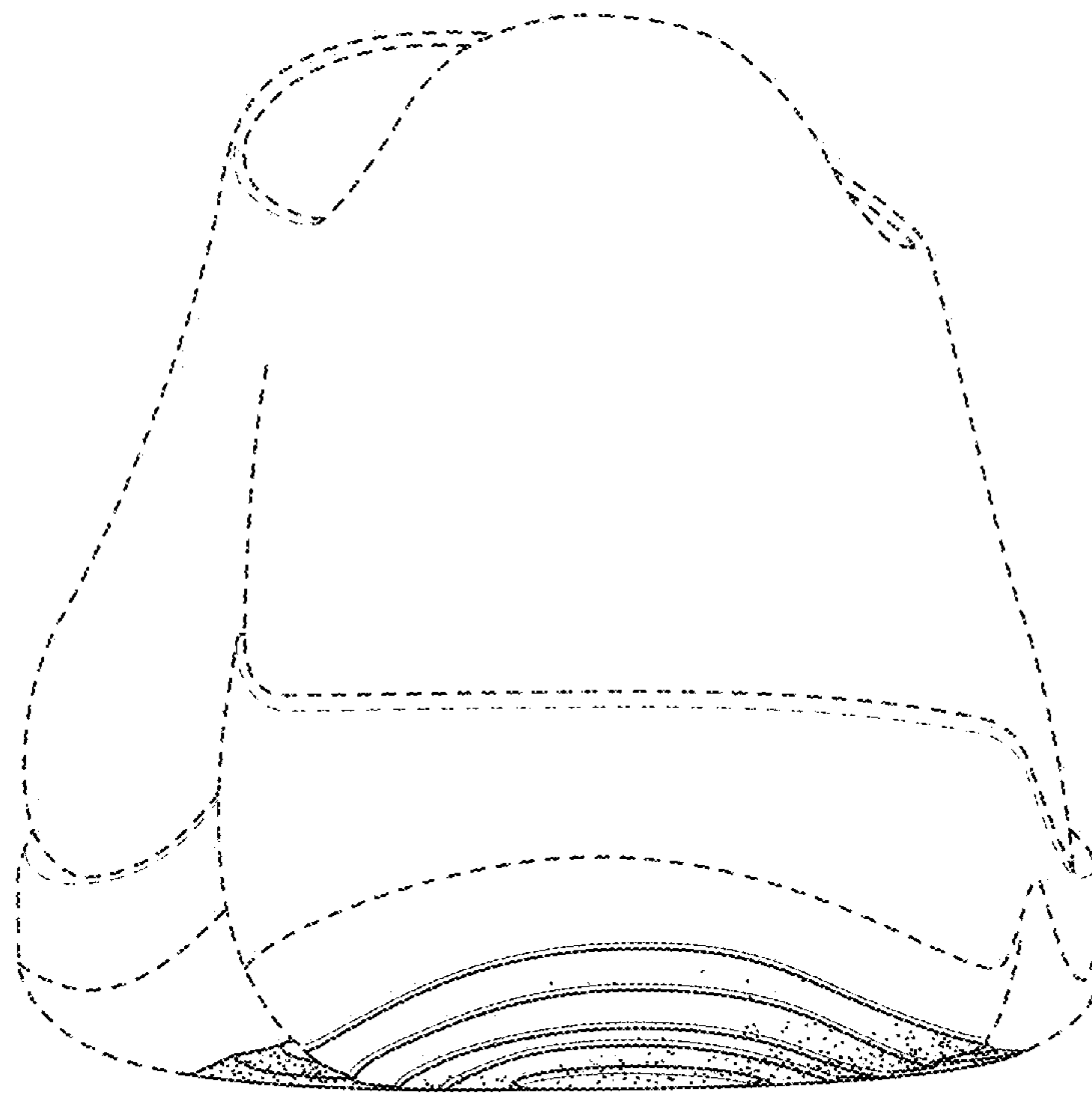


FIG. 3

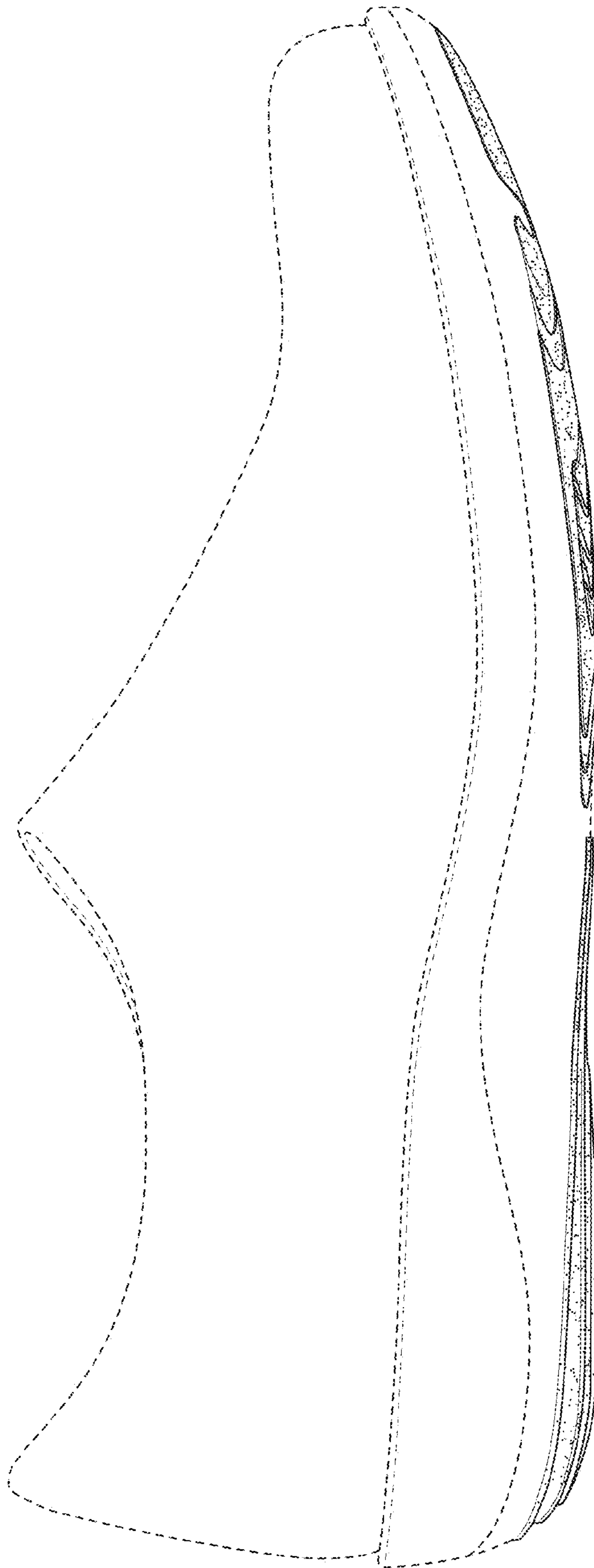


FIG. 4

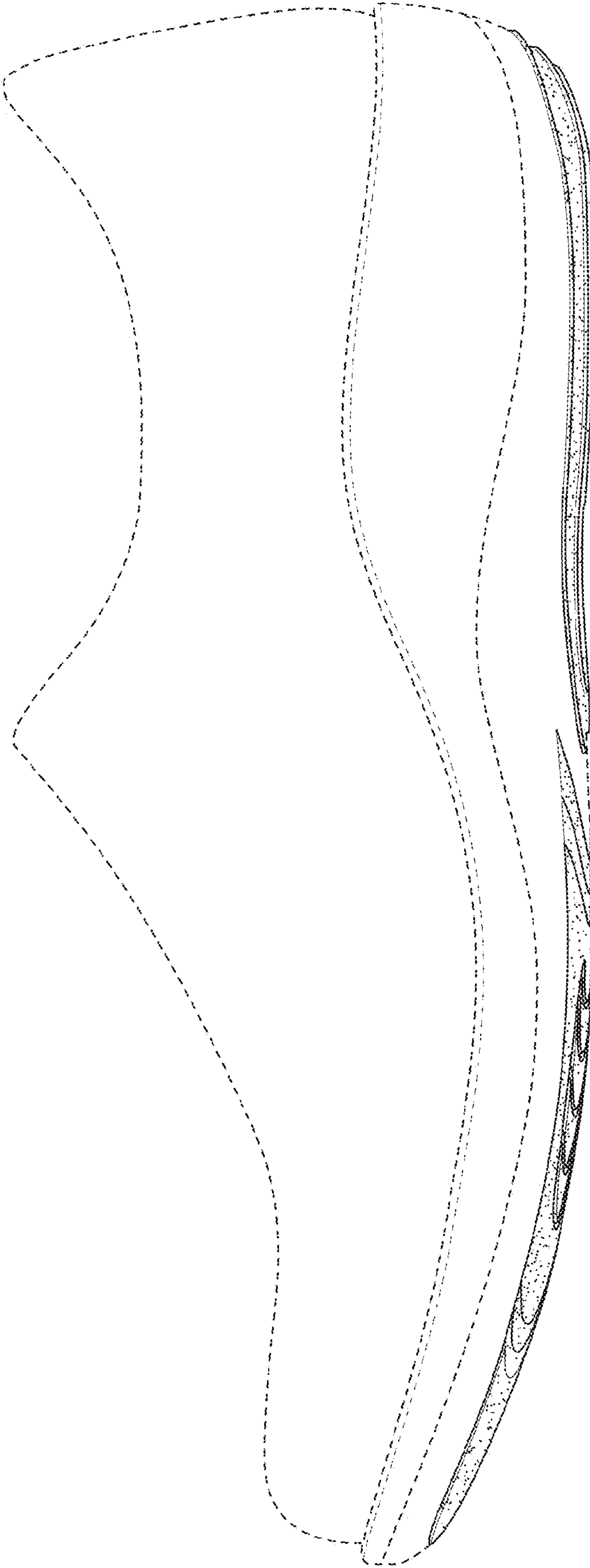


FIG. 5

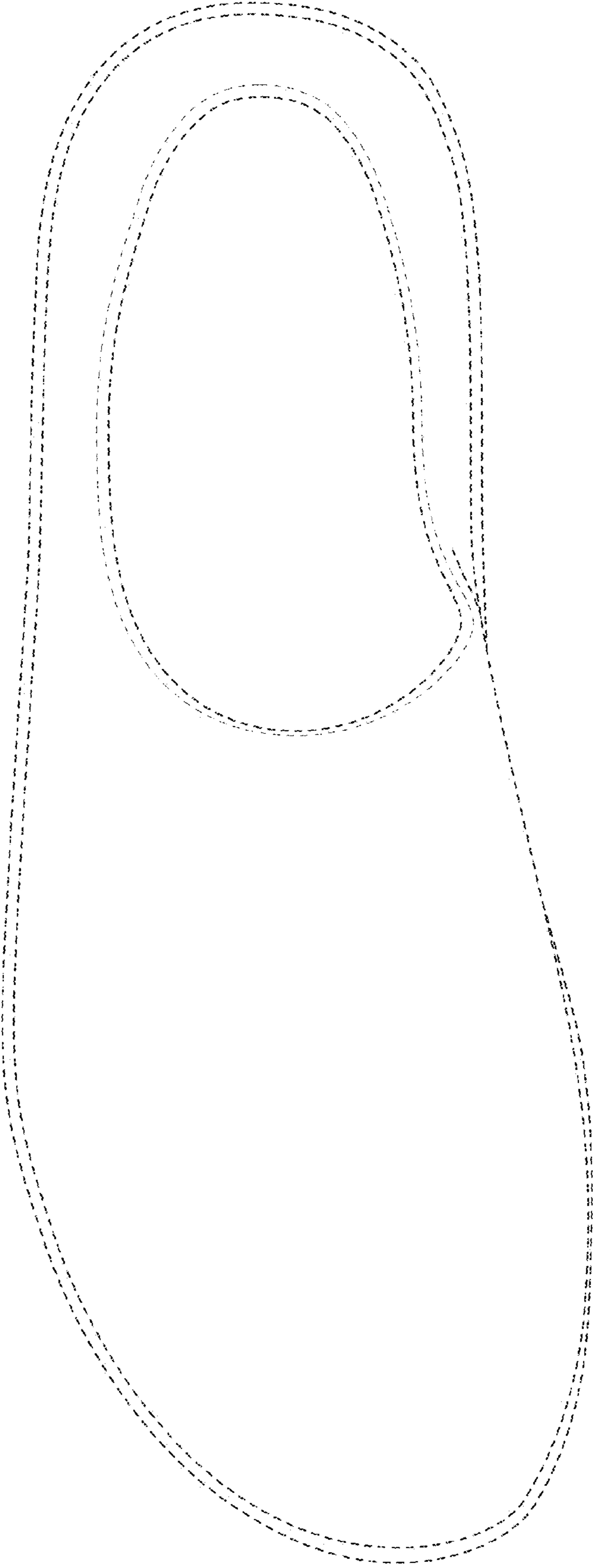


FIG. 6

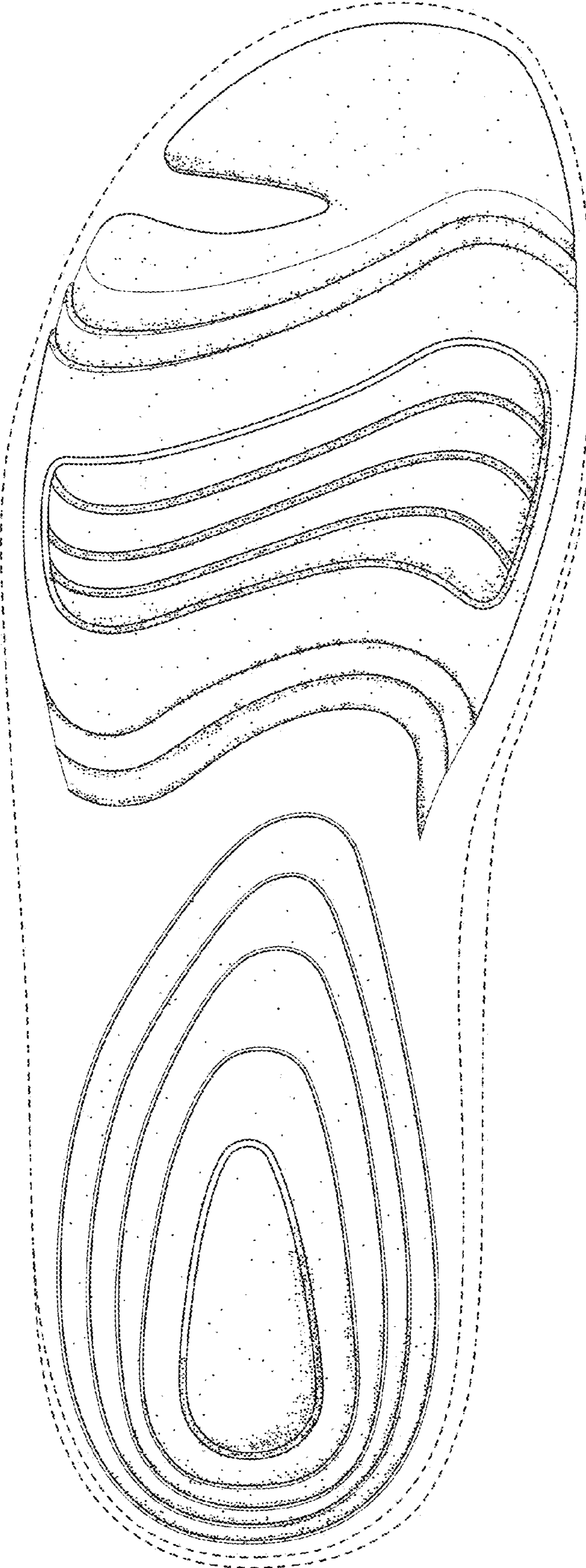


FIG. 7