



US00D921995S

(12) **United States Design Patent**
Gao

(10) **Patent No.:** **US D921,995 S**

(45) **Date of Patent:** **** Jun. 8, 2021**

(54) **DOG CAGE**

(71) Applicant: **Ningbo Ainfox Network Technology Co., Ltd., Zhejiang (CN)**

(72) Inventor: **Shaofeng Gao, Zhejiang (CN)**

(73) Assignee: **NINGBO AINFOX NETWORK TECHNOLOGY CO, LTD., Zhejiang (CN)**

(**) Term: **15 Years**

(21) Appl. No.: **29/716,489**

(22) Filed: **Dec. 10, 2019**

(51) **LOC (13) Cl.** **30-02**

(52) **U.S. Cl.**
USPC **D30/108**

(58) **Field of Classification Search**
USPC D21/520; D6/601, 349, 595-597, 604, D6/382; D8/333, 343, 354, 366, 373, D8/382, 383; D25/48.1, 48.3, 152, 153, D25/154, 155, 156; D30/108-120, D30/158-161
CPC A01K 1/00; A01K 1/0272; A01K 1/0353; A01K 1/035; A01K 1/0017; A01K 1/0245; A01K 1/0035; A01K 1/0151; A47C 21/02

See application file for complete search history.

(56) **References Cited**

U.S. PATENT DOCUMENTS

4,445,459 A * 5/1984 Julie A01K 1/0236
119/28.5
D634,078 S * 3/2011 Lee D30/119

D715,006 S * 10/2014 Pomerantz D30/112
D723,225 S * 2/2015 Lee D30/108
D725,833 S * 3/2015 Trifiro D30/119
9,339,006 B1 * 5/2016 Eby A01K 1/034
D825,113 S * 8/2018 Langenwaller D30/114
D847,440 S * 4/2019 Cantwell D30/119
D866,086 S * 11/2019 Chen D30/114
D870,978 S * 12/2019 Pomerantz D30/112
2001/0054394 A1 * 12/2001 Marchioro A01K 1/0245
119/452

* cited by examiner

Primary Examiner — Sheryl Lane

(74) *Attorney, Agent, or Firm* — Muncy, Geissler, Olds and Lowe, P.C.

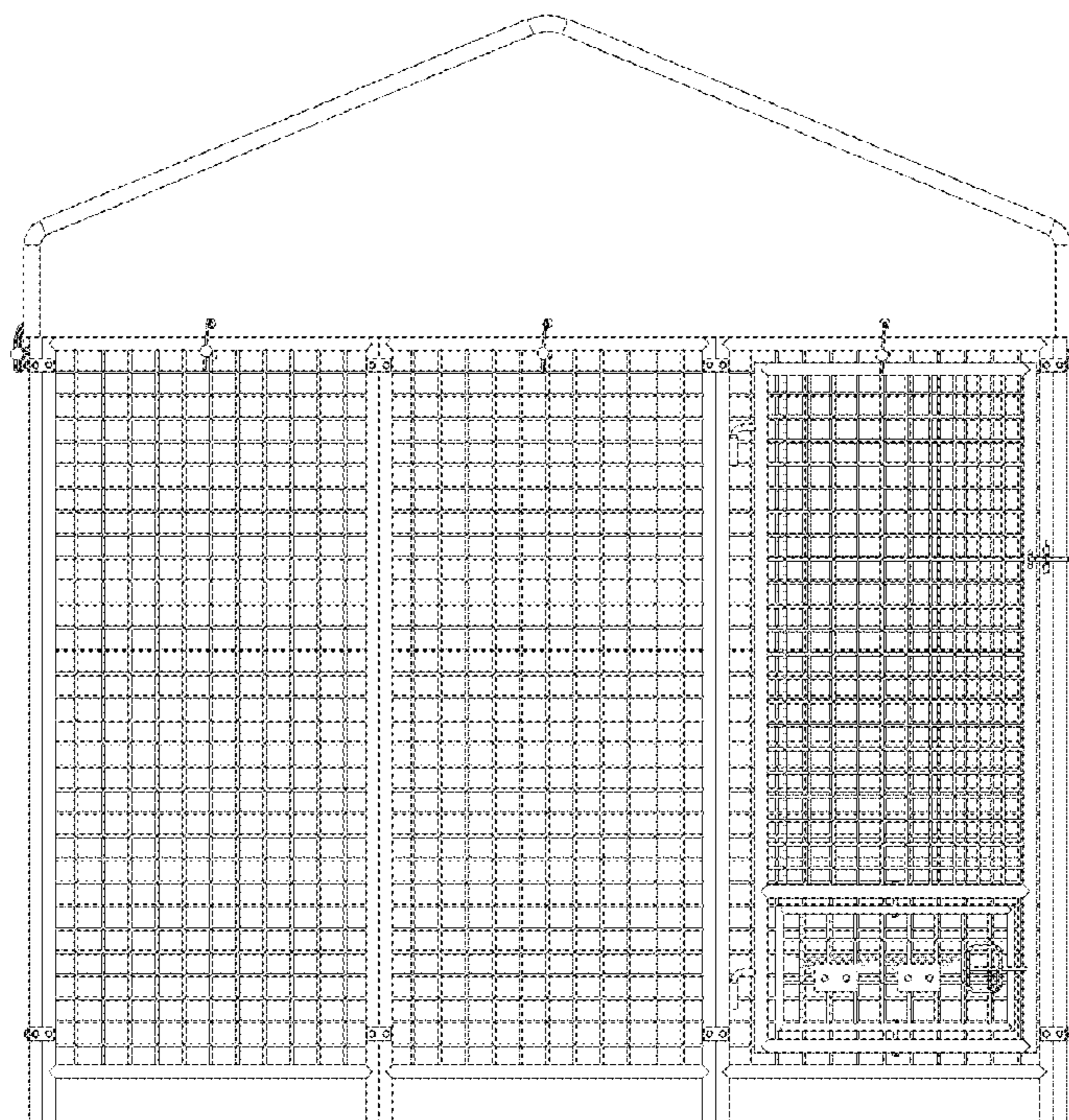
(57) **CLAIM**

The ornamental design for a dog cage, as shown and described.

DESCRIPTION

FIG. 1 is a front elevational view of a dog cage showing my new design;
FIG. 2 is a rear elevational view thereof;
FIG. 3 is a left side view thereof;
FIG. 4 is a right side view thereof;
FIG. 5 is a top plan view thereof;
FIG. 6 is a bottom plan view thereof; and,
FIG. 7 is a perspective view thereof.
The broken lines in the drawings depict portions of the dog cage that form no part of the claimed design.

1 Claim, 7 Drawing Sheets






FIG. 1




FIG. 2




FIG. 3




FIG. 4




FIG. 5

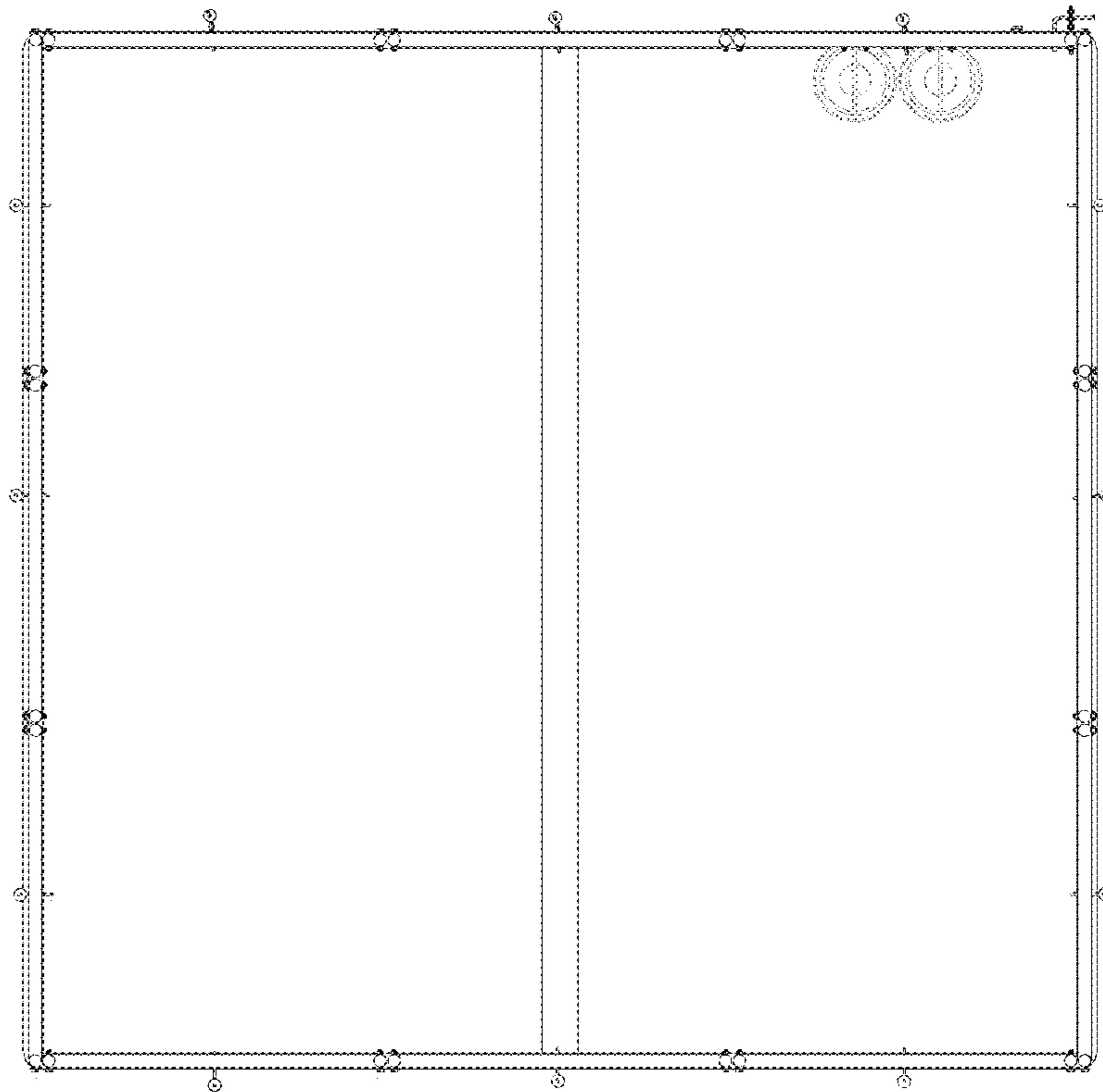


FIG. 6




FIG. 7