



US00D921993S

(12) **United States Design Patent**
Priester

(10) **Patent No.:** **US D921,993 S**

(45) **Date of Patent:** **** Jun. 8, 2021**

(54) **HELMET SHROUD ADAPTER PLATE**

(71) Applicant: **Gentex Corporation**, Simpson, PA (US)

(72) Inventor: **Thomas Priester**, Brighton, MA (US)

(73) Assignee: **Gentex Corporation**, Simpson, PA (US)

(**) Term: **15 Years**

(21) Appl. No.: **29/704,955**

(22) Filed: **Sep. 9, 2019**

(51) **LOC (13) Cl.** **02-99**

(52) **U.S. Cl.**
USPC **D29/122**

(58) **Field of Classification Search**
USPC D29/122, 102-110; D2/878
CPC .. A42B 3/04; A42B 3/163; A42B 3/08; A42B 3/10; A42B 3/16; A42B 3/166; A42B 3/127; A42B 3/14; A42B 3/142; A42B 3/145; A42B 3/147; A42B 3/32; A42B 7/00; A42B 3/226; A42B 3/227; A42B 1/248; A42B 3/003; A42B 3/0406; A42B 3/0426; A42B 3/0433; A42B 3/0493; A61F 11/06; A63B 71/10; F41H 1/04

See application file for complete search history.

(56) **References Cited**

U.S. PATENT DOCUMENTS

D635,305 S * 3/2011 Lebel D29/102
D638,169 S * 5/2011 Lebel D29/107
8,239,971 B2 * 8/2012 Prendergast G02B 23/125
2/422
8,677,516 B2 * 3/2014 Prendergast F41H 1/08
2/422
8,739,313 B2 6/2014 Teetzel et al.
8,992,039 B2 * 3/2015 Janice F21L 4/00
362/105
D749,794 S * 2/2016 Noordzij D29/122

D750,847 S * 3/2016 Noordzij D29/122
9,357,809 B2 * 6/2016 Basson A42B 3/0406
9,414,633 B2 * 8/2016 Giroux Bernier A42B 3/221
D788,379 S * 5/2017 Hancock D29/122
9,726,889 B2 * 8/2017 Gallery G02B 27/283
9,775,395 B2 10/2017 Teetzel et al.
9,788,593 B2 * 10/2017 Lebel A42B 3/326
D817,554 S 5/2018 O'Connell
D840,112 S 2/2019 O'Connell
10,334,902 B2 * 7/2019 Vilone A45F 5/02
10,492,555 B2 * 12/2019 Lebel A42B 3/04

(Continued)

OTHER PUBLICATIONS

Soldier Systems; "Warrior East—Wilcox Industries 3-Hole Low Profile Rail Shroud"; <https://soldiersystems.net/2015/07/10/warrior-east-wilcox-industries-3-hole-low-profile-rail-shroud/>; Retrieved from internet Aug. 13, 2020; 4 pages.

Primary Examiner — Kimberly Barnes

(74) *Attorney, Agent, or Firm* — Morgan, Lewis & Bockius LLP

(57) **CLAIM**

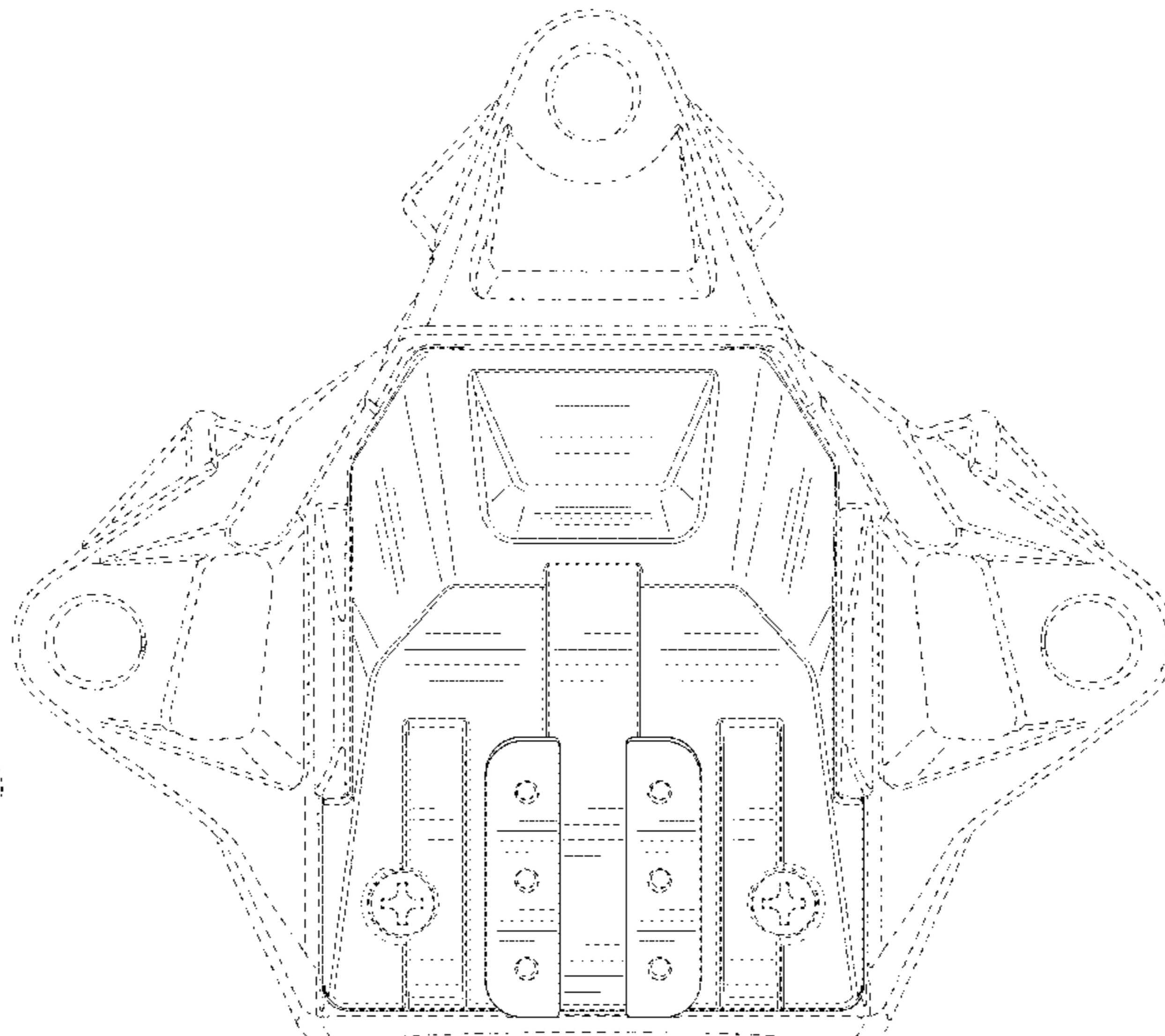
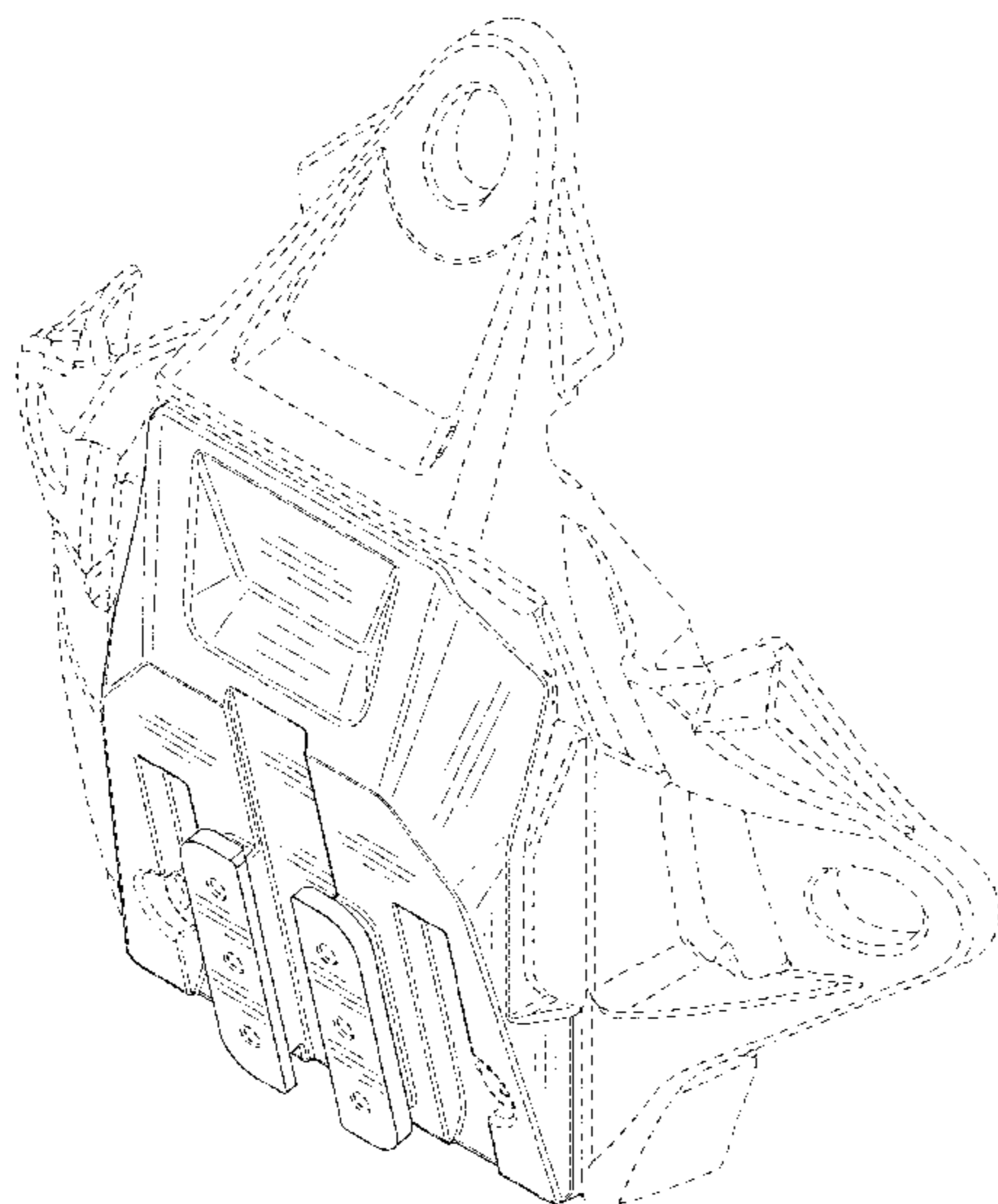
The ornamental design for a helmet shroud adapter plate, as shown and described.

DESCRIPTION

FIG. 1 is a front perspective view of a helmet shroud adapter plate showing my new design;
FIG. 2 is a front elevational view thereof;
FIG. 3 is a rear elevational view thereof;
FIG. 4 is a left-side elevational view thereof;
FIG. 5 is a right-side elevational view thereof;
FIG. 6 is a top plan view thereof; and,
FIG. 7 is a bottom plan view thereof.

The broken lines immediately adjacent the shaded areas represent the bounds of the claimed design, while all other broken lines are directed to portions that form no part of the claimed design.

1 Claim, 5 Drawing Sheets



(56)

References Cited

U.S. PATENT DOCUMENTS

2010/0012692 A1* 1/2010 Harris A42B 3/04
224/181
2010/0175172 A1* 7/2010 Dempsey A42B 3/042
2/422
2011/0072562 A1* 3/2011 Prendergast G02B 27/0176
2/422
2012/0011631 A1* 1/2012 Crossman A42B 3/32
2/2.5
2017/0049176 A1* 2/2017 Giroux Bernier A42B 3/04
2018/0360151 A1* 12/2018 Desjardins A42B 3/003
2019/0101359 A1* 4/2019 Zimmer A42B 3/166
2019/0231016 A1* 8/2019 Deshpande A42B 3/04
2020/0000167 A1* 1/2020 Noordzij A42B 3/042
2020/0288806 A1* 9/2020 Vilone A42B 3/04

* cited by examiner

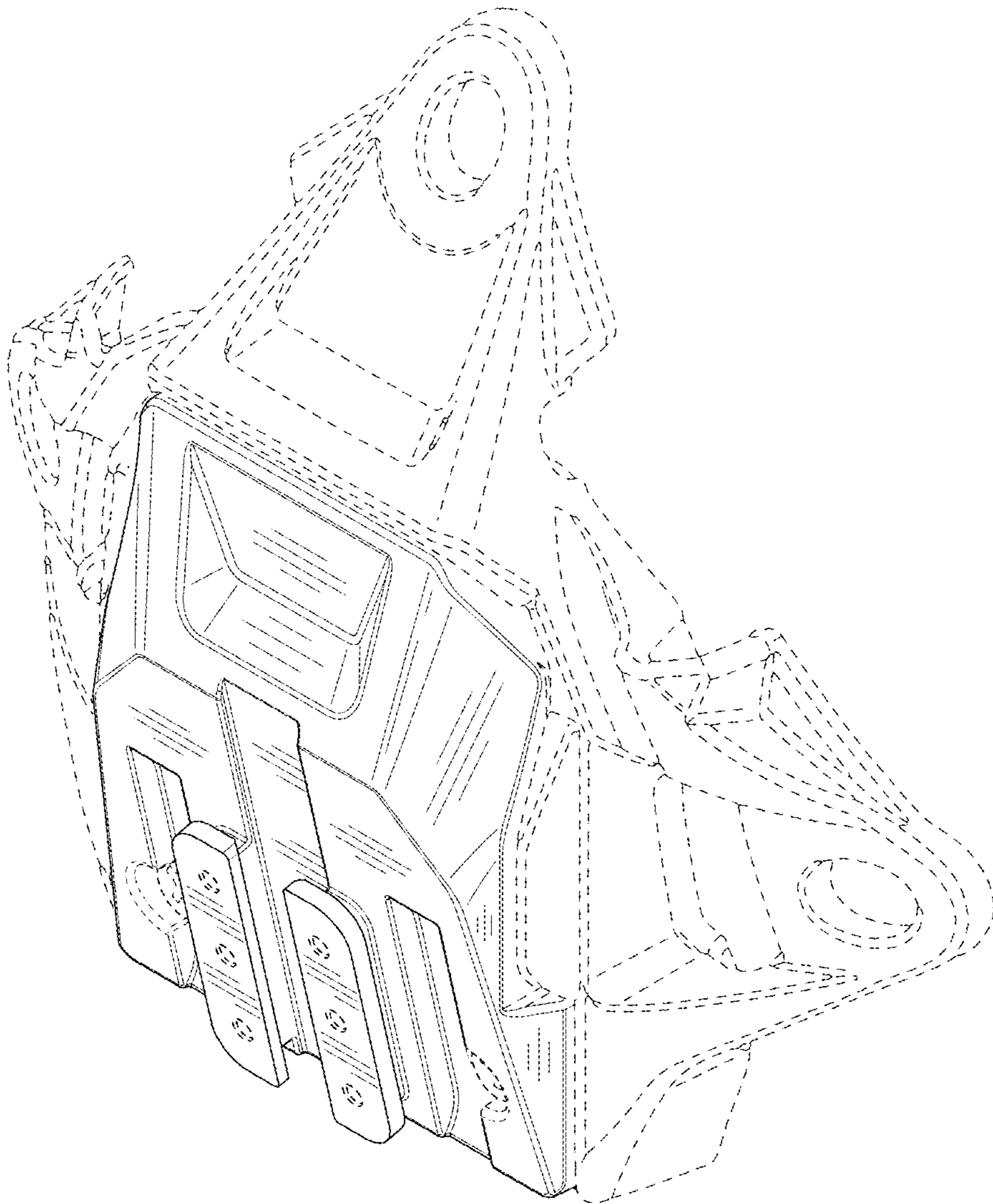


FIG. 1




FIG. 2

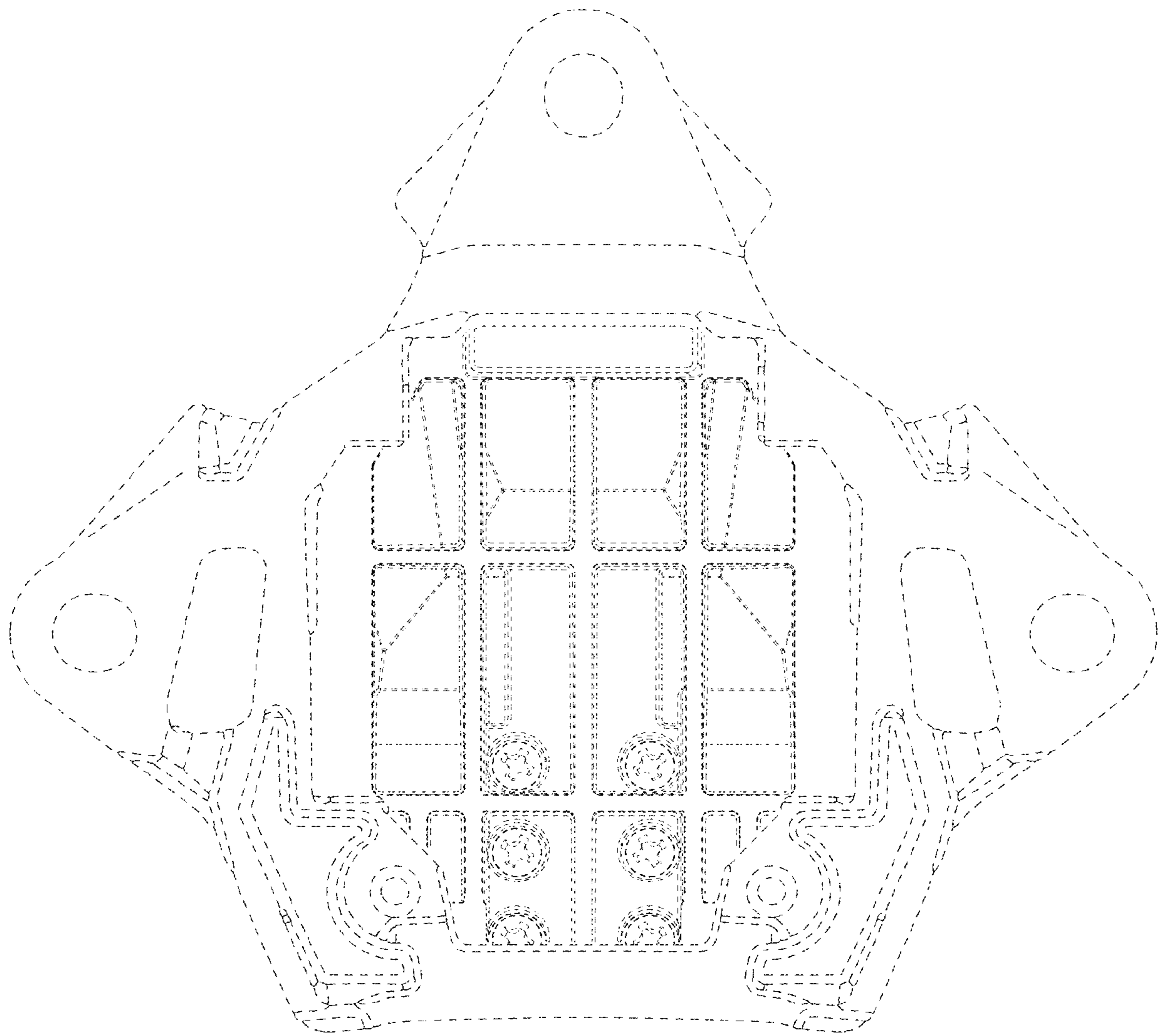


FIG. 3

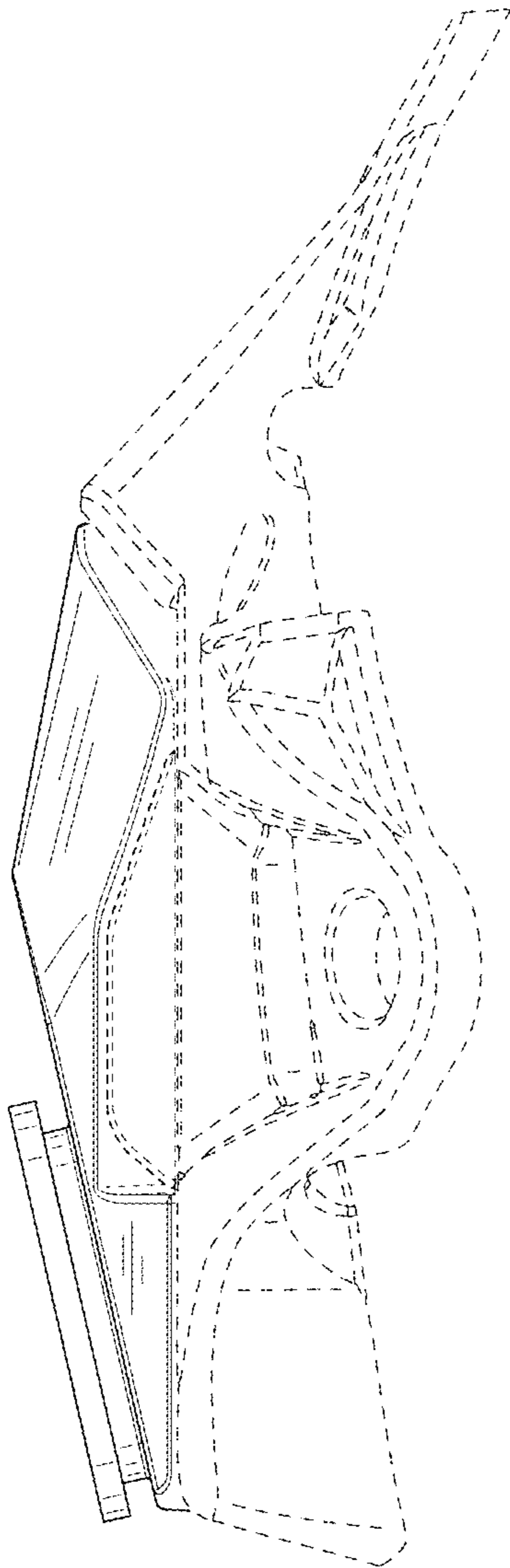


FIG. 4

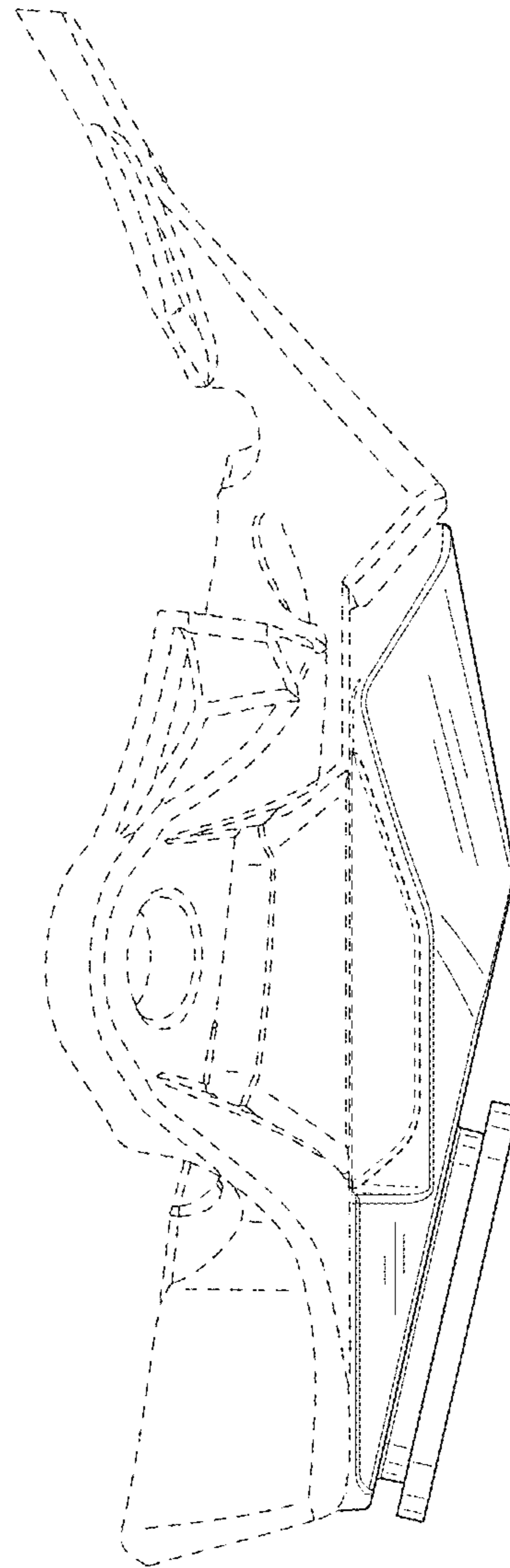


FIG. 5

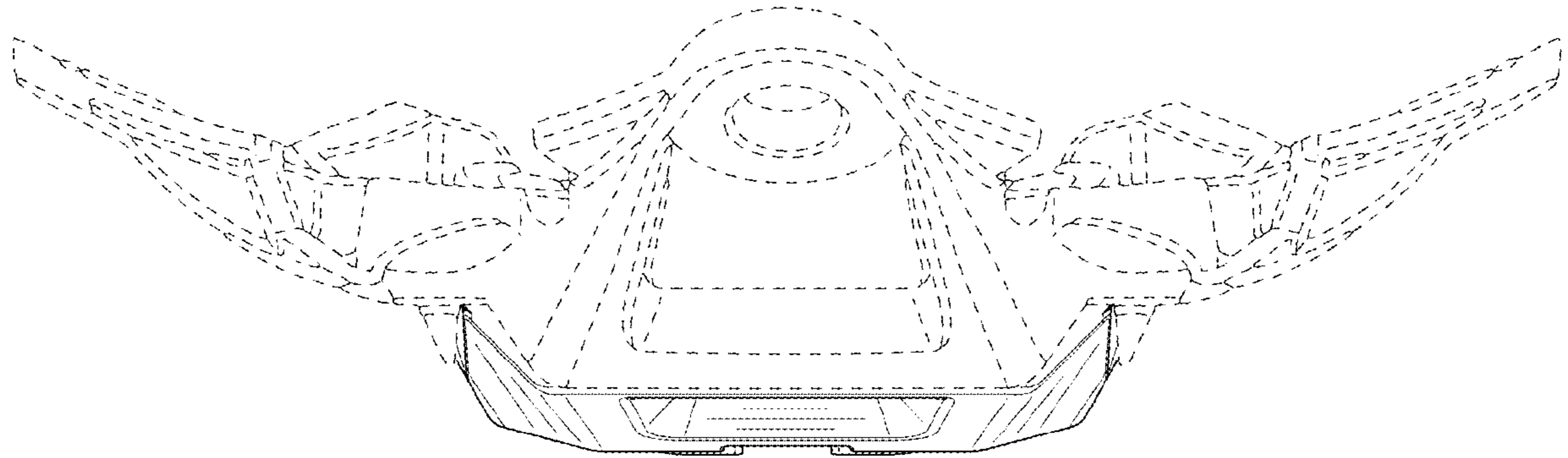


FIG. 6

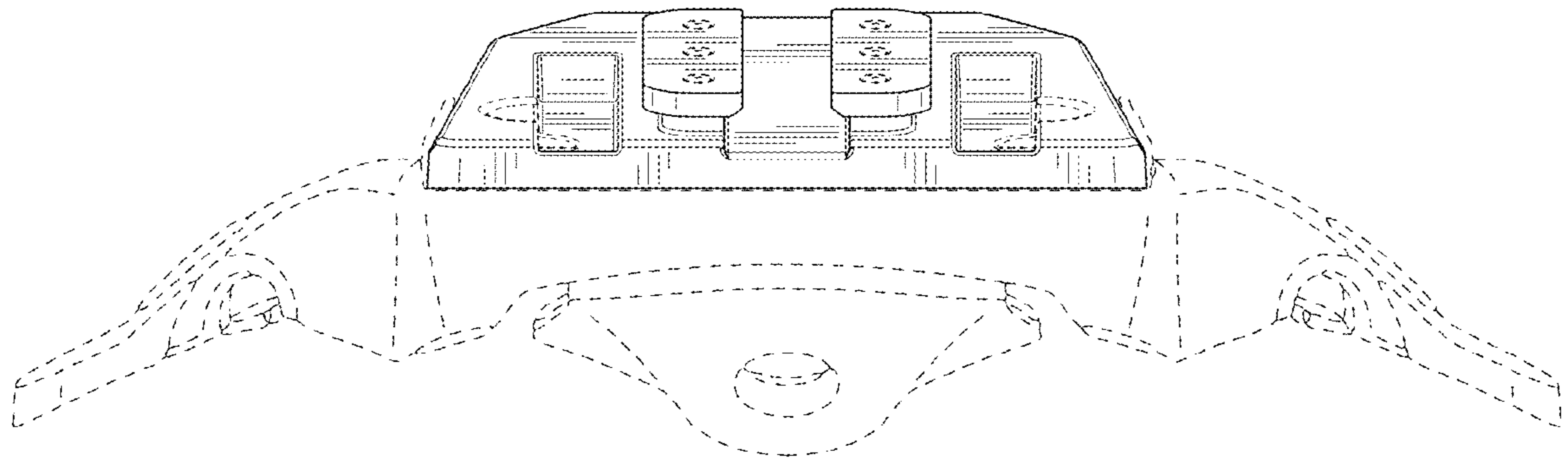


FIG. 7